



# COVID-19 outbreaks in Australian residential aged care homes

## National snapshot

As at 8:00 am 25 September 2025, there are 229 active COVID-19 cases reported in 57 active outbreaks in residential aged care homes (RACHs) across Australia. There have been 29 new outbreaks, 2 new resident deaths and 310 combined new resident and staff cases reported since 18 September 2025.

Table 1: Aged Care COVID-19 data as at 8.00am 25 September 2025<sup>1</sup>

| Category               | Active <sup>2</sup> | Change in active (7 days) | Cumulative Total | Cumulative increase (7 days) |
|------------------------|---------------------|---------------------------|------------------|------------------------------|
| Outbreaks <sup>3</sup> | 57                  | -22                       | 27,178           | +29                          |
| RACHs affected         | 57                  | -22                       | 2,923            | 0                            |
| Resident cases         | 176                 | -91                       | 259,683          | +223                         |
| Resident deaths        | N/A                 | N/A                       | 7,591            | +2                           |
| Staff cases            | 53                  | -58                       | 134,319          | +87                          |

Residential aged care homes with active outbreaks are included in [Appendix](#).

Data collected from 31 March 2020 including retrospective data on outbreaks and cases from 18 February 2020.

Table 2: Overview of active outbreaks in Australia

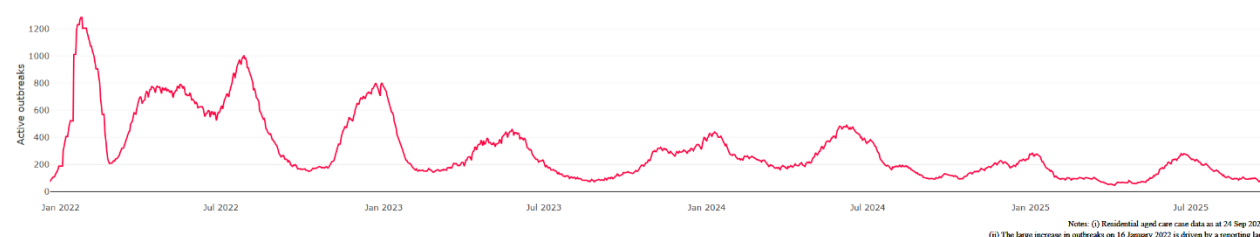
|   | ACT | NSW | NT | QLD | SA | TAS | VIC | WA | Total |
|---|-----|-----|----|-----|----|-----|-----|----|-------|
| Total RACHs with outbreaks                | 1   | 21  | 0  | 9   | 6  | 1   | 13  | 6  | 57    |
| Total number of active resident cases     | 6   | 73  | 0  | 23  | 10 | 1   | 48  | 15 | 176   |
| Total number of active staff cases        | 2   | 14  | 0  | 11  | 11 | 1   | 12  | 2  | 53    |
| Total outbreaks opened in previous 7 days | 0   | 8   | 0  | 7   | 4  | 0   | 6   | 4  | 29    |
| Total outbreaks closed in previous 7 days | 0   | 12  | 0  | 9   | 6  | 2   | 15  | 3  | 47    |

<sup>1</sup> Outbreak opening and closure includes changes in the status of exposure sites to outbreaks (and vice versa), which are applied retrospectively to facility records. New case information can also change the status of a recovered site back to an active outbreak site. As a result, changes in active outbreak status may not align with day-on-day variations to active totals. These adjustments will also affect the number of cases in staff and residents reported each week.

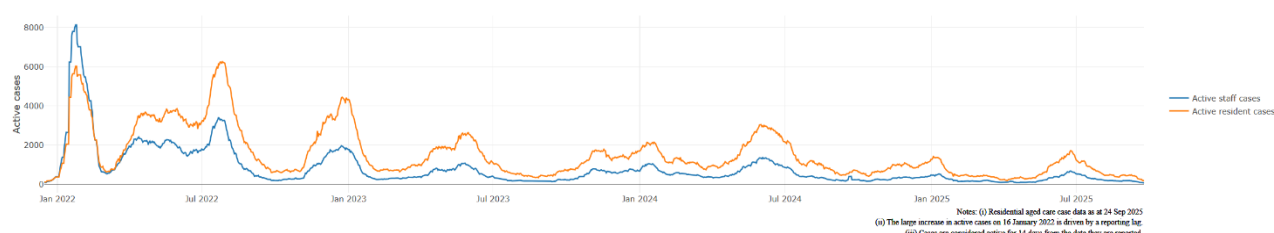
<sup>2</sup> Active residents and staff cases are the total currently positive cases in active outbreaks.

<sup>3</sup> An outbreak is considered to be active pending advice from the relevant Public Health Unit. An outbreak is defined as at least 1 (one) positive case in a resident or 2+ cases in staff.

**Figure 1: National outbreak trends in aged care – December 2021 to present**



**Figure 2: Trends in aged care cases – December 2021 to present**



## Mortality

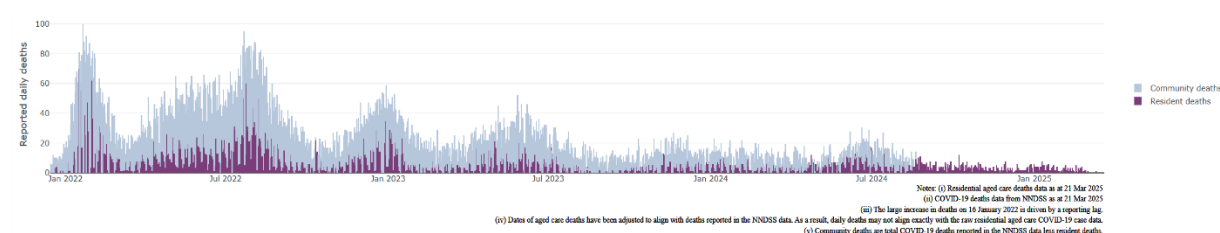
For the period of 1 January 2025 to 13 September 2025, COVID-19 is recorded as the cause of death in 0.8% of all deaths in permanent residents in aged care homes.

Since the beginning of the Omicron outbreak in mid-December<sup>4</sup> 2021, there have been 232,349 deaths in residential aged care from all causes (report period from 15 December 2021 to 13 September 2025)<sup>5</sup>. COVID-19 deaths account for 2.9% of this figure.

There has been a decrease year on year for the rate of case fatality<sup>6</sup>, from a 33% case fatality rate in resident COVID-19 cases in 2020 to 3.3% in 2022 and 1.5% in 2025.

Over the course of the pandemic, all-cause excess mortality in residential aged care was below expected numbers in 2020, and within expected range in 2021. In the first half of 2022, all-cause excess mortality in residential aged care was above the expected range. Excess mortality for the second half of the 2022 is yet to be finalised.

**Figure 3: COVID-19 deaths in RACHs overlaid with community deaths**



## Workforce in active residential aged care outbreaks

As at 25 September 2025, surge workforce providers report a total of 202,761 shifts delivered in aged care services impacted by COVID-19. These shifts include roles for GPs, nurses, care workers, allied health workers, executive and ancillary staff. In the past week surge workforce providers have reported assisting 0 residential aged care home(s) and filled 0 shifts in aged care services.

<sup>4</sup> The Omicron outbreak start date has been redefined from late November 2021 to mid-December 2021. Changes have been made to align reporting with the start date of Omicron published in the department's external facing Epidemiology report.

<sup>5</sup> The department is now accessing aged care deaths data from the SIEBEL dataset. Figures are live and subject to change. Source: Department of Health and Aged Care unpublished data / SIEBEL dataset.

<sup>6</sup> Case fatality calculated as total reported resident COVID-19 deaths divided by total resident COVID-19 cases.

**Table 3: Workforce resources supplied to RACHs**

| Workforce provider                          | Total shifts   | Previous 7 days |
|---|----------------|-----------------|
| Aspen Medical <sup>8</sup>                  | 34,108         | 0               |
| Randstad <sup>9</sup>                       | 1,642          | 0               |
| Previous contracted providers <sup>10</sup> | 167,011        | N/A             |
| <b>Total</b>                                | <b>202,761</b> | <b>0</b>        |

<sup>8</sup>Aspen Medical shift data as at 24 September 2025, reported fortnightly.

<sup>9</sup>Randstad shift data as at 25 September 2025, reported weekly.

<sup>10</sup>Previous contracted providers include RCSA, HealthCare Australia, HealthX, Mable and Torrens.

### Oral antiviral treatments

Distribution of the oral anti-viral Lagevrio (Molnupiravir) commenced on 6 February 2022 to all RACHs with outbreak sites prioritised for delivery. The National Medical Stockpile has deployed 48,269 treatment courses of Lagevrio (Molnupiravir) to RACHs.

172,894 prescriptions for Lagevrio (Molnupiravir) have been issued to residents in RACHs, with a further 27,707 prescriptions for Paxlovid (nirmatrelvir + ritonavir) also issued since 28 February 2022 and up to 31 August 2025.

*\*Note: Oral antiviral data is only being updated monthly.*

### Vaccination in RACHs

On 27 March 2025, recommendations for 2025 COVID-19 vaccinations were released. Recommended doses for the program are based on an individual's age and level of severe immunocompromise.

Those aged 75 years and over are recommended to get a COVID-19 vaccine dose every 6 months. Those aged over 65 years of age, and adults with severe immunocompromise are recommended to receive a COVID-19 vaccine dose every 12 months and are eligible to receive a COVID-19 vaccine dose every 6 months based on individual risk-benefit assessments. All other adults can receive a single dose this year.

Recommendations can be found on the Department of Health and Aged Care (department) website at: [COVID-19 vaccine advice and recommendations | Australian Government Department of Health, Disability and Ageing](#).

People are encouraged to seek vaccination advice from their healthcare providers, specific to their circumstances.

People living in residential aged care are a high priority for the Government's COVID-19 vaccination program.

Older age remains the biggest risk factor for severe COVID-19 disease. Vaccination reduces the risk of severe disease and death from COVID-19.

The department is working with both the aged care and primary care sectors to ensure residents have access to the COVID-19 vaccine. The department continues to target support for RACHs to arrange COVID-19 vaccinations with local primary care providers such as GPs, community pharmacists and Aboriginal Community Controlled Health Services.

As at 24 September 2025:

- 71.5% of aged care residents have received a booster dose in the last 12 months.
- For residents over the age of 75:
  - 94,862 (54.7%) aged care residents received a booster dose in the last 6 months.
- 11,522 aged care residents have received a vaccination in the last 28 days (compared to 16,024 in the 28 days prior).

**Table 4: Aged care COVID-19 Booster Doses (data as at 24 September 2025)**

| Jurisdiction    | 75+ with booster in last 6 months |                           |
|-----------------|-----------------------------------|---------------------------|
|                 | Residents vaccinated              | % of residents vaccinated |
| <b>National</b> | 94,862                            | 54.7%                     |
| NSW             | 30,640                            | 54.8%                     |
| VIC             | 24,616                            | 54.4%                     |
| QLD             | 18,733                            | 54.3%                     |
| WA              | 8,622                             | 52.8%                     |
| SA              | 8,438                             | 57.2%                     |
| TAS             | 2,207                             | 55.9%                     |
| ACT             | 1,418                             | 63.2%                     |
| NT              | <200                              | 46.5%                     |

Data in this report is sourced from Australian Immunisation Register (AIR) data of residents in permanent residential aged care homes.

An updated data methodology was implemented on 24 September 2025. Aged Care AIR data as at 24 September 2025; Matched AIR data uses a snapshot of permanent residents in residential aged care homes as at 31 July 2025. The Residential Aged Care Home (RACH) Recipient ID to Medicare PIN linkage file was loaded into Health Enterprise Data Warehouse on 24 September 2025 which linked Medicare Consumer Directory data as at 14 May 2025 and RACH recipient data as at 15 June 2025.

Note: Booster doses in this report refer to any dose 2 or above administered to an individual.

## Infection control and audit

The Aged Care Quality and Safety Commission (Commission) conducts site audits and assessment contacts (site and non-site) to monitor and assess residential aged care services against the Aged Care Quality Standards (see Table 5 below). This may include conducting infection control monitoring (ICM) spot checks.

An ICM spot check involves an on-site visit to residential aged care services, without an outbreak, to observe infection control practices, to ensure that staff, management, and visitors are adhering to safe personal protective equipment protocols and to safe infection control arrangements, as required under the Quality Standards.

As at 25 September 2025, the Commission had conducted 6,105 ICM spot checks to observe infection control practices and PPE protocols in RACHs.

**Table 5: Total quality assessment and monitoring activities with residential services (including IPC), by type and month 1 March 2020 to 25 September 2025**

| <b>Regulatory Activities</b> | <b>2019-20<br/>(1 Mar - 30 Jun 2020)</b> | <b>2020-21</b> | <b>2021-22</b> | <b>2022-23</b> | <b>2023-24</b> | <b>2024-25</b> | <b>2025-26<br/>(to 25 September)</b> | <b>Total</b>  |
|------------------------------|--|----------------|----------------|----------------|----------------|----------------|--------------------------------------|---------------|
| <b>Site visits</b>           | 318                                      | 3,452          | 1,732          | 3,814          | 2,840          | 1,516          | <b>100</b>                           | <b>13,772</b> |
| <b>Non-site activities</b>   | 3,704                                    | 8,396          | 6,665          | 1,413          | 487            | 930            | <b>125</b>                           | <b>21,720</b> |
| <b>Total activities</b>      | 4,022                                    | 11,848         | 8,397          | 5,227          | 3,327          | 2,446          | <b>225</b>                           | <b>35,492</b> |

## Appendix: National residential aged care homes (RACHs) with active outbreaks COVID-19

Please note, information reported in this table has been directly reported to the department by RACHs. 'Total cases' refers to all staff and resident cases associated with the active outbreak and may not reflect the count of currently active cases. Where numbers have been incorrectly reported, RACHs are able to correct these in the COVID-19 Support Portal through My Aged Care. Where a RACH is reporting less than six resident or staff cases or less than six deaths, data has been suppressed to protect the privacy of affected individuals (note that "n/p" indicates data is not provided to protect privacy).

Data below for individual services is as at 25 September 2025.

| Service Name  | State                        | Resident Deaths | Resident Cases | Staff Cases | Total Cases |
|---|------------------------------|-----------------|----------------|-------------|-------------|
| <b>Mountain View Aged Care Plus Centre</b>                      | Australian Capital Territory | 0               | 8              | <6          | n/p         |
| <b>Advantaged Care at Georges Manor</b>                         | New South Wales              | 0               | 14             | 0           | 14          |
| <b>Aeralife Kingswood</b>                                       | New South Wales              | <6              | 10             | 8           | 18          |
| <b>Anglicare Mary Andrews Village</b>                           | New South Wales              | 0               | <6             | 0           | <6          |
| <b>Anglicare Woodberry Village</b>                              | New South Wales              | 0               | 10             | <6          | n/p         |
| <b>BaptistCare Cooina Court</b>                                 | New South Wales              | 0               | <6             | <6          | <6          |
| <b>BaptistCare Kularoo Centre</b>                               | New South Wales              | 0               | 7              | <6          | n/p         |
| <b>Bolton Clarke Willandra</b>                                  | New South Wales              | 0               | <6             | 0           | <6          |
| <b>Buckland</b>   | New South Wales              | 0               | 7              | <6          | n/p         |
| <b>Chamberlain Gardens Aged Care</b>                            | New South Wales              | <6              | 52             | 21          | 73          |
| <b>Dellacourt</b>   | New South Wales              | 0               | 0              | <6          | <6          |
| <b>Dunedoo Multi-Purpose Service</b>                            | New South Wales              | 0               | <6             | <6          | 6           |
| <b>Glenmore Park Care Community</b>                             | New South Wales              | 0               | <6             | 0           | <6          |
| <b>Hippocrates Aged Care Centre</b>                             | New South Wales              | 0               | <6             | <6          | 7           |
| <b>Markmoran at Vacluse</b>                                     | New South Wales              | 0               | <6             | 0           | <6          |
| <b>Our Lady Mercy Place Harris Park</b>                         | New South Wales              | 0               | <6             | 0           | <6          |
| <b>Peakhurst Nursing Home</b>                                   | New South Wales              | 0               | 26             | <6          | n/p         |
| <b>RFBI Glen Innes Masonic Village</b>                          | New South Wales              | 0               | 8              | <6          | n/p         |
| <b>Southern Cross Care Reynolds Court Residential Aged Care</b> | New South Wales              | 0               | 11             | <6          | n/p         |
| <b>The Maronite Sisters Of The Holy Family Village</b>          | New South Wales              | <6              | 17             | 0           | 17          |

| Service Name                                    | State           | Resident Deaths | Resident Cases | Staff Cases | Total Cases |
|---|-----------------|-----------------|----------------|-------------|-------------|
| Uniting Pacifica Nambucca Heads                 | New South Wales | 0               | 6              | <6          | n/p         |
| Whiddon Narrabri Jessie Hunt                    | New South Wales | 0               | <6             | 0           | <6          |
| Berrinba Greens Care Community                  | Queensland      | 0               | <6             | <6          | 7           |
| Blackall Multi-Purpose Service                  | Queensland      | 0               | 6              | <6          | n/p         |
| Caravonica Waters                               | Queensland      | 0               | <6             | <6          | 6           |
| Churches of Christ Rockingham Aged Care Service | Queensland      | 0               | <6             | <6          | <6          |
| Mt Lofty Nursing Home                           | Queensland      | 0               | <6             | <6          | <6          |
| St Luke's Green Residential Care                | Queensland      | 0               | <6             | 0           | <6          |
| Sunnymeade Park Aged Care Community             | Queensland      | 0               | <6             | <6          | <6          |
| Wisteria Lodge                                  | Queensland      | 0               | <6             | 0           | <6          |
| Wongaburra Garden Settlement Hostel             | Queensland      | 0               | 6              | 0           | 6           |
| Estia Health Aberfoyle Park                     | South Australia | 0               | <6             | <6          | 6           |
| Estia Health Hope Valley                        | South Australia | 0               | <6             | <6          | <6          |
| Estia Health Valley View                        | South Australia | 0               | <6             | <6          | 9           |
| Longridge Aged Care                             | South Australia | 0               | <6             | <6          | <6          |
| Resthaven Murray Bridge                         | South Australia | 0               | <6             | 0           | <6          |
| Rose Court Aged Care Facility                   | South Australia | 0               | 0              | <6          | <6          |
| Mt St Vincent                                   | Tasmania        | 0               | <6             | <6          | 6           |
| Arcare Ringwood                                 | Victoria        | 0               | 21             | <6          | n/p         |
| Baptcare Brookview Community                    | Victoria        | 0               | <6             | <6          | <6          |
| Bolton Clarke Highwood Court                    | Victoria        | 0               | <6             | 0           | <6          |
| Bupa Echuca                                     | Victoria        | 0               | <6             | <6          | <6          |
| Bupa Templestowe                                | Victoria        | 0               | <6             | <6          | 6           |
| Clovelly Cottage                                | Victoria        | 0               | 16             | 9           | 25          |
| Kurrajong Lodge                                 | Victoria        | 0               | <6             | <6          | 8           |
| Lakes Entrance Care Community                   | Victoria        | 0               | <6             | 0           | <6          |
| Mooroolbark Manor Care Community                | Victoria        | 0               | 7              | 0           | 7           |

| Service Name                                | State             | Resident Deaths | Resident Cases | Staff Cases | Total Cases |
|---|-------------------|-----------------|----------------|-------------|-------------|
| <b>Northern Gardens Aged Care</b>           | Victoria          | 0               | <6             | <6          | <6          |
| <b>Peninsula Grange Aged Care</b>           | Victoria          | 0               | <6             | <6          | <6          |
| <b>Surrey Hills Gardens Care Community</b>  | Victoria          | <6              | 10             | 0           | 10          |
| <b>Warrawee Nursing Home</b>                | Victoria          | 0               | 16             | 8           | 24          |
| <b>Amana Living Lefroy Care Centre</b>      | Western Australia | 0               | <6             | 0           | <6          |
| <b>Amana Living St George's Care Centre</b> | Western Australia | 0               | 10             | <6          | n/p         |
| <b>Amaroo Village McMahon Caring Centre</b> | Western Australia | 0               | <6             | <6          | <6          |
| <b>Brightwater The Cove</b>                 | Western Australia | 0               | 12             | <6          | n/p         |
| <b>Goomalling Multi-Purpose Service</b>     | Western Australia | 0               | <6             | <6          | <6          |
| <b>MercyCare Wembley Catherine McAuley</b>  | Western Australia | 0               | <6             | 0           | <6          |