



COVID-19 outbreaks in Australian residential aged care homes

National snapshot

As at 8:00 am 18 September 2025, there are 404 active COVID-19 cases reported in 89 active outbreaks in residential aged care homes (RACHs) across Australia. There have been 43 new outbreaks, 6 new resident deaths and 435 combined new resident and staff cases reported since 11 September 2025.

Table 1: Aged Care COVID-19 data as at 8.00am 18 September 2025¹

Category	Active ²	Change in active (7 days)	Cumulative Total	Cumulative increase (7 days)
Outbreaks ³	89	-8	27,145	+43
RACHs affected	89	-8	2,923	0
Resident cases	288	-123	259,454	+318
Resident deaths	N/A	N/A	7,589	+6
Staff cases	116	-23	134,219	117

Residential aged care homes with active outbreaks are included in [Appendix](#).

Data collected from 31 March 2020 including retrospective data on outbreaks and cases from 18 February 2020.

Table 2: Overview of active outbreaks in Australia

	ACT	NSW	NT	QLD	SA	TAS	VIC	WA	Total
Total RACHs with outbreaks	1	27	0	19	8	3	26	5	89
Total number of active resident cases	2	102	0	45	14	8	103	14	288
Total number of active staff cases	1	42	0	22	7	2	38	4	116
Total outbreaks opened in previous 7 days	1	17	0	7	4	0	11	3	43
Total outbreaks closed in previous 7 days	0	7	0	10	7	1	13	5	43

¹ Outbreak opening and closure includes changes in the status of exposure sites to outbreaks (and vice versa), which are applied retrospectively to facility records. New case information can also change the status of a recovered site back to an active outbreak site. As a result, changes in active outbreak status may not align with day-on-day variations to active totals. These adjustments will also affect the number of cases in staff and residents reported each week.

² Active residents and staff cases are the total currently positive cases in active outbreaks.

³ An outbreak is considered to be active pending advice from the relevant Public Health Unit. An outbreak is defined as at least 1 (one) positive case in a resident or 2+ cases in staff.

Figure 1: National outbreak trends in aged care – December 2021 to present

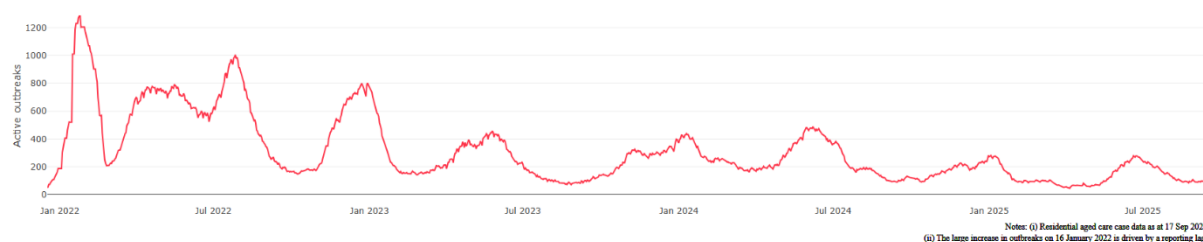
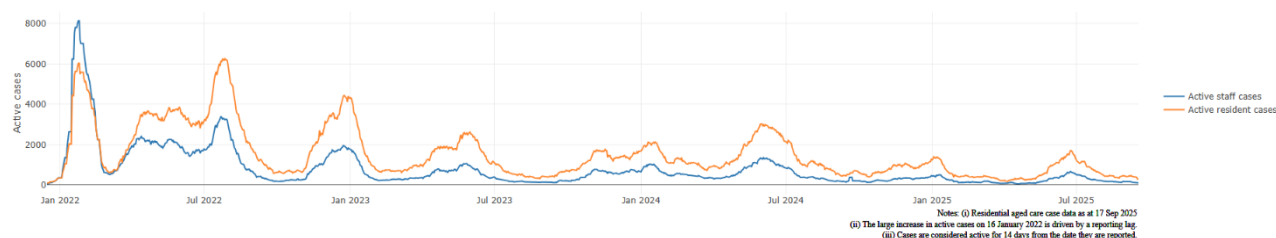


Figure 2: Trends in aged care cases – December 2021 to present



Mortality

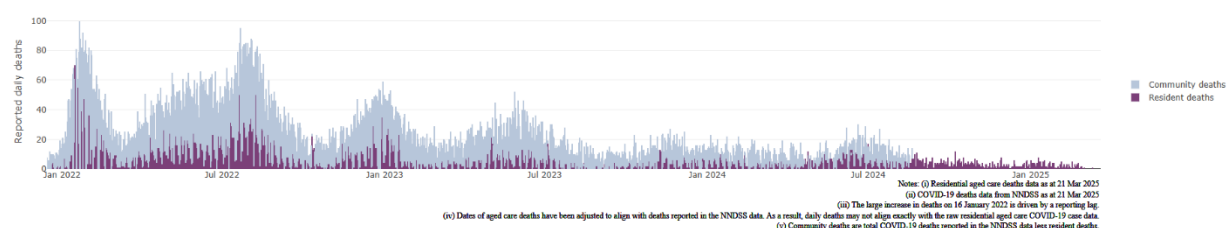
For the period of 1 January 2025 to 13 September 2025, COVID-19 is recorded as the cause of death in 0.8% of all deaths in permanent residents in aged care homes.

Since the beginning of the Omicron outbreak in mid-December⁴ 2021, there have been 232,349 deaths in residential aged care from all causes (report period from 15 December 2021 to 13 September 2025)⁵. COVID-19 deaths account for 2.9% of this figure.

There has been a decrease year on year for the rate of case fatality⁶, from a 33% case fatality rate in resident COVID-19 cases in 2020 to 3.3% in 2022 and 1.5% in 2025.

Over the course of the pandemic, all-cause excess mortality in residential aged care was below expected numbers in 2020, and within expected range in 2021. In the first half of 2022, all-cause excess mortality in residential aged care was above the expected range. Excess mortality for the second half of the 2022 is yet to be finalised.

Figure 3: COVID-19 deaths in RACHs overlaid with community deaths



Workforce in active residential aged care outbreaks

As at 18 September 2025, surge workforce providers report a total of 202,761 shifts delivered in aged care services impacted by COVID-19. These shifts include roles for GPs, nurses, care workers, allied health workers, executive and ancillary staff. In the past week surge workforce providers have reported assisting 1 residential aged care home(s) and filled 8 shifts in aged care services.

⁴ The Omicron outbreak start date has been redefined from late November 2021 to mid-December 2021. Changes have been made to align reporting with the start date of Omicron published in the department's external facing Epidemiology report.

⁵ The department is now accessing aged care deaths data from the SIEBEL dataset. Figures are live and subject to change. Source: Department of Health and Aged Care unpublished data / SIEBEL dataset.

⁶ Case fatality calculated as total reported resident COVID-19 deaths divided by total resident COVID-19 cases.

Table 3: Workforce resources supplied to RACHs

Workforce provider	Total shifts	Previous 7 days
Aspen Medical ⁸	34,108	0
Randstad ⁹	1,642	8
Previous contracted providers ¹⁰	167,011	N/A
Total	202,761	8

⁸Aspen Medical shift data as at 17 September 2025, reported fortnightly.

⁹Randstad shift data as at 18 September 2025, reported weekly.

¹⁰Previous contracted providers include RCSA, HealthCare Australia, HealthX, Mable and Torrens.

Oral antiviral treatments

Distribution of the oral anti-viral Lagevrio (Molnupiravir) commenced on 6 February 2022 to all RACHs with outbreak sites prioritised for delivery. The National Medical Stockpile has deployed 48,269 treatment courses of Lagevrio (Molnupiravir) to RACHs.

172,894 prescriptions for Lagevrio (Molnupiravir) have been issued to residents in RACHs, with a further 27,707 prescriptions for Paxlovid (nirmatrelvir + ritonavir) also issued since 28 February 2022 and up to 31 August 2025.

**Note: Oral antiviral data is only being updated monthly.*

Vaccination in RACHs

On 27 March 2025, recommendations for 2025 COVID-19 vaccinations were released. Recommended doses for the program are based on an individual's age and level of severe immunocompromise.

Those aged 75 years and over are recommended to get a COVID-19 vaccine dose every 6 months. Those aged over 65 years of age, and adults with severe immunocompromise are recommended to receive a COVID-19 vaccine dose every 12 months and are eligible to receive a COVID-19 vaccine dose every 6 months based on individual risk-benefit assessments. All other adults can receive a single dose this year.

Recommendations can be found on the Department of Health and Aged Care (department) website at: [COVID-19 vaccine advice and recommendations | Australian Government Department of Health, Disability and Ageing](#)

People are encouraged to seek vaccination advice from their healthcare providers, specific to their circumstances.

People living in residential aged care are a high priority for the Government's COVID-19 vaccination program.

Older age remains the biggest risk factor for severe COVID-19 disease. Vaccination reduces the risk of severe disease and death from COVID-19.

The department is working with both the aged care and primary care sectors to ensure residents have access to the COVID-19 vaccine. The department continues to target support for RACHs to arrange COVID-19 vaccinations with local primary care providers such as GPs, community pharmacists and Aboriginal Community Controlled Health Services.

As at 17 September 2025:

- 71.8% of aged care residents have received a booster dose in the last 12 months.
- For residents over the age of 75:
 - 94,964 (54.6%) aged care residents received a booster dose in the last 6 months.
- 12,330 aged care residents have received a vaccination in the last 28 days (compared to 15,633 in the 28 days prior).

Table 4: Aged care COVID-19 Booster Doses (data as at 17 September 2025)

Jurisdiction	75+ with booster in last 6 months	
	Residents vaccinated	% of residents vaccinated
National	94,964	54.6%
NSW	30,297	53.9%
VIC	24,733	54.5%
QLD	18,872	54.5%
WA	8,765	53.7%
SA	8,557	57.8%
TAS	2,141	54.0%
ACT	1,410	62.5%
NT	<200	47.0%

Data in this report is sourced from Australian Immunisation Register (AIR) data of residents in permanent residential aged care homes.

An updated data methodology was implemented on 13 August 2025. Aged Care AIR data as at 17 September 2025; Matched AIR data uses a snapshot of permanent residents in residential aged care homes as at 30 June 2025. The Residential Aged Care Home (RACH) Recipient ID to Medicare PIN linkage file was loaded into Health Enterprise Data Warehouse on 13 August 2025 which linked Medicare Consumer Directory data as at 14 May 2025 and RACH recipient data as at 30 April 2025.

Note: Booster doses in this report refer to any dose 2 or above administered to an individual.

Infection control and audit

The Aged Care Quality and Safety Commission (Commission) conducts site audits and assessment contacts (site and non-site) to monitor and assess residential aged care services against the Aged Care Quality Standards (see Table 5 below). This may include conducting infection control monitoring (ICM) spot checks.

An ICM spot check involves an on-site visit to residential aged care services, without an outbreak, to observe infection control practices, to ensure that staff, management, and visitors are adhering to safe personal protective equipment protocols and to safe infection control arrangements, as required under the Quality Standards.

As at 18 September 2025, the Commission had conducted 6,105 ICM spot checks to observe infection control practices and PPE protocols in RACHs.

Table 5: Total quality assessment and monitoring activities with residential services (including IPC), by type and month 1 March 2020 to 18 September 2025

Regulatory Activities	2019-20 (1 Mar - 30 Jun 2020)	2020-21	2021-22	2022-23	2023-24	2024-25	2025-26 (to 18 September)	Total
Site visits	318	3,452	1,732	3,814	2,840	1,516	93	13,765
Non-site activities	3,704	8,396	6,665	1,413	487	930	113	21,708
Total activities	4,022	11,848	8,397	5,227	3,327	2,446	206	35,473

Appendix: National residential aged care homes (RACHs) with active outbreaks COVID-19

Please note, information reported in this table has been directly reported to the department by RACHs.

'Total cases' refers to all staff and resident cases associated with the active outbreak and may not reflect the count of currently active cases.

Where numbers have been incorrectly reported, RACHs are able to correct these in the COVID-19 Support Portal through My Aged Care.

Where a RACH is reporting less than six resident or staff cases or less than six deaths, data has been suppressed to protect the privacy of affected individuals (note that "n/p" indicates data is not provided to protect privacy).

Data below for individual services is as at 18 September 2025.

Service Name	State	Resident Deaths	Resident Cases	Staff Cases	Total Cases
Mountain View Aged Care Plus Centre	Australian Capital Territory	0	<6	<6	<6
Advantaged Care at Georges Manor	New South Wales	0	<6	0	<6
Aeralife Kingswood	New South Wales	<6	<6	8	n/p
Anglicare Eileen Armstrong House	New South Wales	0	<6	<6	7
Anglicare Mary Andrews Village	New South Wales	0	<6	0	<6
Ashwood Residential Care Service	New South Wales	0	<6	0	<6
BaptistCare Cooina Court	New South Wales	0	<6	<6	<6
BaptistCare Kularoo Centre	New South Wales	0	7	<6	n/p
Benjamin Short Grove	New South Wales	0	19	<6	n/p
Bolton Clarke Calare (PKA - Calare Residential Aged Care Facility)	New South Wales	0	13	<6	n/p
Buckland	New South Wales	0	<6	<6	<6
Chamberlain Gardens Aged Care	New South Wales	0	28	10	38
Dellacourt	New South Wales	0	<6	0	<6
Estia Health Little Bay	New South Wales	0	<6	0	<6
Hippocrates Aged Care Centre	New South Wales	0	<6	<6	7
IRT Woonona	New South Wales	0	15	<6	n/p
Marco Polo Woonona Care Services	New South Wales	0	10	0	10
Murrayvale Aged Care	New South Wales	0	26	16	42
Our Lady Mercy Place Harris Park	New South Wales	0	<6	0	<6

Service Name	State	Resident Deaths	Resident Cases	Staff Cases	Total Cases
Peakhurst Nursing Home	New South Wales	0	26	<6	n/p
RFBI Glen Innes Masonic Village	New South Wales	0	<6	0	<6
Sienna Grange Aged Care	New South Wales	0	7	<6	n/p
Southern Cross Care Reynolds Court Residential Aged Care	New South Wales	0	10	<6	n/p
St Elizabeth Home	New South Wales	0	<6	0	<6
The Maronite Sisters Of The Holy Family Village	New South Wales	0	7	0	7
Uniting Irwin Hall Mayfield	New South Wales	0	6	0	6
Uniting Pacifica Nambucca Heads	New South Wales	0	<6	0	<6
Wahroonga Tallwoods Care Community	New South Wales	0	11	9	20
Berrinba Greens Care Community	Queensland	0	<6	<6	7
Bolton Clarke Fairview	Queensland	0	<6	<6	7
Caravonica Waters	Queensland	0	<6	<6	6
Carinity Brownesholme Manor	Queensland	0	<6	0	<6
Churches of Christ Clive Burdeu Aged Care Service	Queensland	0	8	7	15
Lutheran Services - Northridge Salem	Queensland	0	7	0	7
Lutheran Services - Salem	Queensland	0	<6	<6	<6
Mercy Place Cairns (Bethlehem)	Queensland	0	<6	0	<6
Mitchell Multi-Purpose Service	Queensland	0	<6	<6	<6
Nazareth House Wynnum	Queensland	0	7	<6	n/p
Palm Lake Bethania Aged Care Facility	Queensland	0	<6	0	<6
Palm Lake Care Caloundra	Queensland	0	6	<6	n/p
Peninsula Palms Retirement Village	Queensland	0	<6	<6	7
Southern Cross Care Facility Caloundra	Queensland	<6	8	<6	n/p
St Luke's Green Residential Care	Queensland	0	<6	0	<6
Sunnymeade Park Aged Care Community	Queensland	0	<6	<6	<6
The Good Shepherd Nursing Home	Queensland	0	<6	<6	<6
Wisteria Lodge	Queensland	0	<6	0	<6

Service Name	State	Resident Deaths	Resident Cases	Staff Cases	Total Cases
Yaralla Place	Queensland	0	18	10	28
Estia Health Hope Valley	South Australia	0	<6	0	<6
Estia Health Kensington Gardens	South Australia	0	24	15	39
Estia Health Salisbury East	South Australia	0	21	<6	n/p
Estia Health Valley View	South Australia	0	<6	0	<6
Gawler Hillside Care Community	South Australia	0	7	<6	n/p
Resthaven Murray Bridge	South Australia	0	<6	0	<6
Rose Court Aged Care Facility	South Australia	0	0	<6	<6
Walara Hamley Bridge	South Australia	0	<6	<6	<6
Baptcare Karingal Community Care	Tasmania	0	<6	<6	9
Bishop Davies Court	Tasmania	0	8	<6	n/p
Mt St Vincent	Tasmania	0	<6	<6	6
Arcare Gisborne	Victoria	0	25	<6	n/p
Arcare Ringwood	Victoria	0	21	<6	n/p
Avondale Heights Care Community	Victoria	0	19	<6	n/p
Berengarra	Victoria	0	<6	0	<6
Bolton Clarke Highwood Court	Victoria	0	<6	0	<6
Bolton Clarke Lilydale	Victoria	0	8	0	8
Bolton Clarke Riddell Gardens	Victoria	0	<6	<6	7
Bupa Bonbeach	Victoria	0	<6	<6	<6
Bupa Echuca	Victoria	0	<6	<6	<6
Clovelly Cottage	Victoria	0	16	<6	n/p
Epping Meadows Care Community	Victoria	0	26	16	42
Froniditha Anesi Aged Care Services - Thornbury	Victoria	0	17	<6	n/p
James Barker House	Victoria	<6	41	11	52
Keilor East Manor Care Community	Victoria	0	<6	0	<6
Kurrajong Lodge	Victoria	0	<6	<6	8

Service Name	State	Resident Deaths	Resident Cases	Staff Cases	Total Cases
Margery Cole Residential Care Service	Victoria	0	13	<6	n/p
Melville Grange Hostel	Victoria	0	14	<6	n/p
Mercy Place Keon Park	Victoria	0	9	<6	n/p
MiCare Margriet Manor	Victoria	0	13	<6	n/p
Mooroolbark Manor Care Community	Victoria	0	12	0	12
Northern Gardens Aged Care	Victoria	0	<6	<6	<6
Ocean Mist Aged Care	Victoria	0	31	9	40
Peninsula Grange Aged Care	Victoria	<6	9	<6	n/p
Surrey Hills Gardens Care Community	Victoria	<6	8	0	8
Warrawee Nursing Home	Victoria	0	7	<6	n/p
Willowbrae-Templestowe Hostel	Victoria	0	<6	0	<6
Amana Living St George's Care Centre	Western Australia	0	6	<6	n/p
Amaroo Village McMahon Caring Centre	Western Australia	0	<6	<6	<6
Brightwater The Cove	Western Australia	0	8	<6	n/p
Coolibah Care	Western Australia	0	7	<6	n/p
MercyCare Wembley Catherine McAuley	Western Australia	0	<6	0	<6