



COVID-19 outbreaks in Australian residential aged care homes

National snapshot

As at 8:00 am 11 September 2025, there are 570 active COVID-19 cases reported in 103 active outbreaks in residential aged care homes (RACHs) across Australia. There have been 50 new outbreaks, 5 new resident deaths and 513 combined new resident and staff cases reported since 4 September 2025.

Table 1: Aged Care COVID-19 data as at 8.00am 11 September 2025¹

Category	Active ²	Change in active (7 days)	Cumulative Total	Cumulative increase (7 days)
Outbreaks ³	103	+14	27,100	+50
RACHs affected	103	+14	2,923	0
Resident cases	427	0	259,136	+406
Resident deaths	N/A	N/A	7,583	+5
Staff cases	143	-40	134,100	107

Residential aged care homes with active outbreaks are included in [Appendix](#).

Data collected from 31 March 2020 including retrospective data on outbreaks and cases from 18 February 2020.

Table 2: Overview of active outbreaks in Australia

	ACT	NSW	NT	QLD	SA	TAS	VIC	WA	Total
Total RACHs with outbreaks	0	21	0	23	12	5	33	9	103
Total number of active resident cases	0	124	0	53	68	32	120	30	427
Total number of active staff cases	0	40	0	17	25	5	45	11	143
Total outbreaks opened in previous 7 days	0	13	0	11	3	4	15	4	50
Total outbreaks closed in previous 7 days	0	12	0	4	3	2	10	2	33

¹ Outbreak opening and closure includes changes in the status of exposure sites to outbreaks (and vice versa), which are applied retrospectively to facility records. New case information can also change the status of a recovered site back to an active outbreak site. As a result, changes in active outbreak status may not align with day-on-day variations to active totals. These adjustments will also affect the number of cases in staff and residents reported each week.

² Active residents and staff cases are the total currently positive cases in active outbreaks.

³ An outbreak is considered to be active pending advice from the relevant Public Health Unit. An outbreak is defined as at least 1 (one) positive case in a resident or 2+ cases in staff.

Figure 1: National outbreak trends in aged care – December 2021 to present

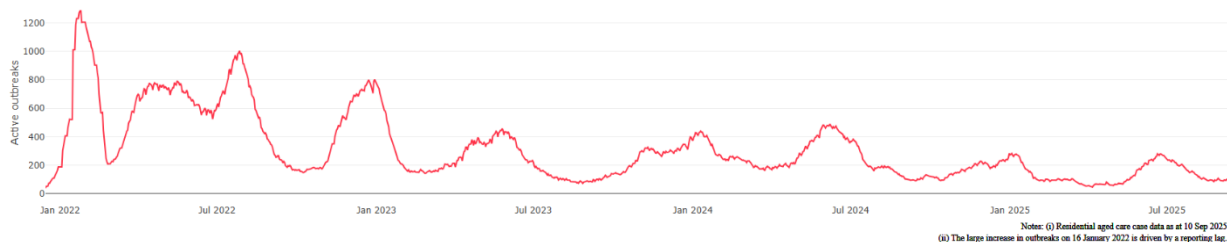
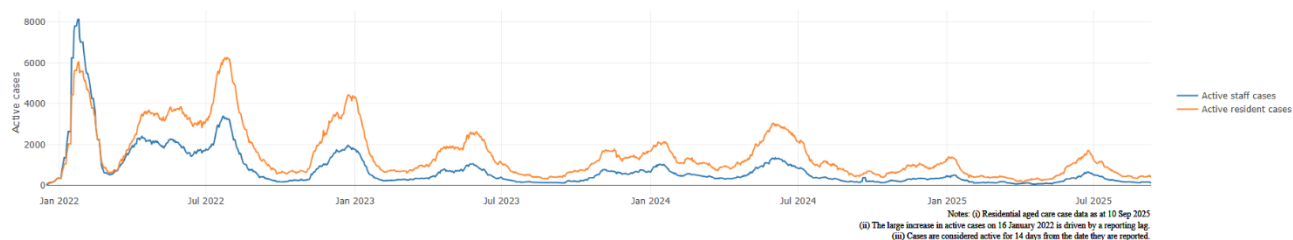


Figure 2: Trends in aged care cases – December 2021 to present



Mortality

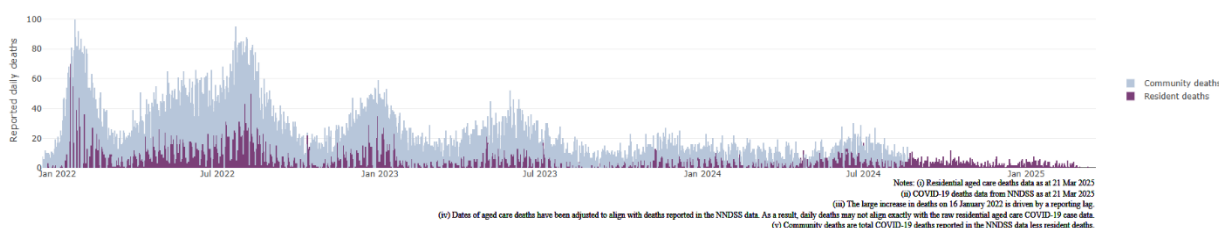
For the period of 1 January 2025 to 6 September 2025, COVID-19 is recorded as the cause of death in 0.9% of all deaths in permanent residents in aged care homes.

Since the beginning of the Omicron outbreak in mid-December⁴ 2021, there have been 231,155 deaths in residential aged care from all causes (report period from 15 December 2021 to 6 September 2025)⁵. COVID-19 deaths account for 2.9% of this figure.

There has been a decrease year on year for the rate of case fatality⁶, from a 33% case fatality rate in resident COVID-19 cases in 2020 to 3.3% in 2022 and 1.5% in 2025.

Over the course of the pandemic, all-cause excess mortality in residential aged care was below expected numbers in 2020, and within expected range in 2021. In the first half of 2022, all-cause excess mortality in residential aged care was above the expected range. Excess mortality for the second half of the 2022 is yet to be finalised.

Figure 3: COVID-19 deaths in RACHs overlaid with community deaths



⁴ The Omicron outbreak start date has been redefined from late November 2021 to mid-December 2021. Changes have been made to align reporting with the start date of Omicron published in the department's external facing Epidemiology report.

⁵ The department is now accessing aged care deaths data from the SIEBEL dataset. Figures are live and subject to change. Source: Department of Health and Aged Care unpublished data / SIEBEL dataset.

⁶ Case fatality calculated as total reported resident COVID-19 deaths divided by total resident COVID-19 cases.

Workforce in active residential aged care outbreaks

As at 11 September 2025, surge workforce providers report a total of 202,753 shifts delivered in aged care services impacted by COVID-19. These shifts include roles for GPs, nurses, care workers, allied health workers, executive and ancillary staff. In the past week surge workforce providers have reported assisting 1 residential aged care home(s) and filled 31 shifts in aged care services.

Table 3: Workforce resources supplied to RACHs

Workforce provider	Total shifts	Previous 7 days
Aspen Medical ⁸	34,108	0
Randstad ⁹	1,634	31
Previous contracted providers ¹⁰	167,011	N/A
Total	202,753	31

⁸Aspen Medical shift data as at 10 September 2025, reported fortnightly.

⁹Randstad shift data as at 11 September 2025, reported weekly.

¹⁰Previous contracted providers include RCSA, HealthCare Australia, HealthX, Mable and Torrens.

Oral antiviral treatments

Distribution of the oral anti-viral Lagevrio (Molnupiravir) commenced on 6 February 2022 to all RACHs with outbreak sites prioritised for delivery. The National Medical Stockpile has deployed 48,269 treatment courses of Lagevrio (Molnupiravir) to RACHs.

172,894 prescriptions for Lagevrio (Molnupiravir) have been issued to residents in RACHs, with a further 27,707 prescriptions for Paxlovid (nirmatrelvir + ritonavir) also issued since 28 February 2022 and up to 31 August 2025.

**Note: Oral antiviral data is only being updated monthly.*

Vaccination in RACHs

On 27 March 2025, recommendations for 2025 COVID-19 vaccinations were released. Recommended doses for the program are based on an individual's age and level of severe immunocompromise.

Those aged 75 years and over are recommended to get a COVID-19 vaccine dose every 6 months. Those aged over 65 years of age, and adults with severe immunocompromise are recommended to receive a COVID-19 vaccine dose every 12 months and are eligible to receive a COVID-19 vaccine dose every 6 months based on individual risk-benefit assessments. All other adults can receive a single dose this year.

Recommendations can be found on the Department of Health and Aged Care (department) website at: [COVID-19 vaccine advice and recommendations | Australian Government Department of Health, Disability and Ageing](#)

People are encouraged to seek vaccination advice from their healthcare providers, specific to their circumstances.

People living in residential aged care are a high priority for the Government's COVID-19 vaccination program.

Older age remains the biggest risk factor for severe COVID-19 disease. Vaccination reduces the risk of severe disease and death from COVID-19.

The department is working with both the aged care and primary care sectors to ensure residents have access to the COVID-19 vaccine. The department continues to target support for RACHs to arrange COVID-19 vaccinations with local primary care providers such as GPs, community pharmacists and Aboriginal Community Controlled Health Services.

As at 10 September 2025:

- 71.9% of aged care residents have received a booster dose in the last 12 months.
- For residents over the age of 75:
 - 96,251 (55.3%) aged care residents received a booster dose in the last 6 months.
- 13,679 aged care residents have received a vaccination in the last 28 days (compared to 15,034 in the 28 days prior).

Table 4: Aged care COVID-19 Booster Doses (data as at 10 September 2025)

Jurisdiction	75+ with booster in last 6 months	
	Residents vaccinated	% of residents vaccinated
National	96,251	55.3%
NSW	31,264	55.6%
VIC	24,891	54.9%
QLD	19,068	55.1%
WA	8,844	54.2%
SA	8,389	56.6%
TAS	2,137	53.9%
ACT	1,449	64.3%
NT	209	52.0%

Data in this report is sourced from Australian Immunisation Register (AIR) data of residents in permanent residential aged care homes.

An updated data methodology was implemented on 13 August 2025. Aged Care AIR data as at 10 September 2025; Matched AIR data uses a snapshot of permanent residents in residential aged care homes as at 30 June 2025. The Residential Aged Care Home (RACH) Recipient ID to Medicare PIN linkage file was loaded into Health Enterprise Data Warehouse on 13 August 2025 which linked Medicare Consumer Directory data as at 14 May 2025 and RACH recipient data as at 30 April 2025.

Note: Booster doses in this report refer to any dose 2 or above administered to an individual.

Infection control and audit

The Aged Care Quality and Safety Commission (Commission) conducts site audits and assessment contacts (site and non-site) to monitor and assess residential aged care services against the Aged Care Quality Standards (see Table 5 below). This may include conducting infection control monitoring (ICM) spot checks.

An ICM spot check involves an on-site visit to residential aged care services, without an outbreak, to observe infection control practices, to ensure that staff, management, and visitors are adhering to safe personal protective equipment protocols and to safe infection control arrangements, as required under the Quality Standards.

As at 11 September 2025, the Commission had conducted 6,105 ICM spot checks to observe infection control practices and PPE protocols in RACHs.

Table 5: Total quality assessment and monitoring activities with residential services (including IPC), by type and month 1 March 2020 to 11 September 2025

Regulatory Activities	2019-20 (1 Mar - 30 Jun 2020)	2020-21	2021-22	2022-23	2023-24	2024-25	2025-26 (to 11 September)	Total
Site visits	318	3,452	1,732	3,814	2,840	1,515	84	13,755
Non-site activities	3,704	8,396	6,665	1,413	487	931	107	21,703
Total activities	4,022	11,848	8,397	5,227	3,327	2,446	191	35,458

Appendix: National residential aged care homes (RACHs) with active outbreaks COVID-19

Please note, information reported in this table has been directly reported to the department by RACHs.

'Total cases' refers to all staff and resident cases associated with the active outbreak and may not reflect the count of currently active cases.

Where numbers have been incorrectly reported, RACHs are able to correct these in the COVID-19 Support Portal through My Aged Care.

Where a RACH is reporting less than six resident or staff cases or less than six deaths, data has been suppressed to protect the privacy of affected individuals (note that "n/p" indicates data is not provided to protect privacy).

Data below for individual services is as at 11 September 2025.

Service Name	State	Resident Deaths	Resident Cases	Staff Cases	Total Cases
Aeralife Kingswood	New South Wales	0	<6	<6	n/p
Anglicare Eileen Armstrong House	New South Wales	0	<6	<6	7
Ashwood Residential Care Service	New South Wales	0	<6	0	<6
Benjamin Short Grove	New South Wales	0	19	<6	n/p
Bolton Clarke Calare (PKA - Calare Residential Aged Care Facility)	New South Wales	0	11	<6	n/p
Bolton Clarke Coastal Waters (PKA - Coastal Waters Aged Care)	New South Wales	0	<6	0	<6
Chamberlain Gardens Aged Care	New South Wales	0	17	<6	n/p
IRT Woonona	New South Wales	0	9	<6	n/p
Marco Polo Woonona Care Services	New South Wales	0	10	0	10
Murrayvale Aged Care	New South Wales	0	26	16	42
Navorina Nursing Home	New South Wales	0	15	12	27
Peakhurst Nursing Home	New South Wales	0	17	<6	n/p
Raymond Terrace Gardens Care Community	New South Wales	0	21	11	32
Sienna Grange Aged Care	New South Wales	0	<6	0	<6
Southern Cross Care Reynolds Court Residential Aged Care	New South Wales	0	<6	0	<6
St Elizabeth Home	New South Wales	0	<6	0	<6
Uniting Elanora Shellharbour	New South Wales	0	9	0	9
Uniting Irwin Hall Mayfield	New South Wales	0	6	0	6
Vincent Court	New South Wales	0	15	<6	n/p

Service Name	State	Resident Deaths	Resident Cases	Staff Cases	Total Cases
Wahroonga Tallwoods Care Community	New South Wales	0	10	9	19
Yallambee Village	New South Wales	0	10	0	10
Anglicare SQ Kirami Home for the Aged	Queensland	0	16	15	31
Arcare Eight Mile Plains	Queensland	0	<6	0	<6
Blue Care Elanora Pineshaven Aged Care Facility	Queensland	0	<6	<6	<6
Bolton Clarke Fairview	Queensland	0	<6	<6	<6
Bolton Clarke Sunset Ridge	Queensland	0	<6	<6	<6
Caloundra Place Care Community	Queensland	0	<6	<6	<6
Carinity Brownsesholme Manor	Queensland	0	<6	0	<6
Churches of Christ Clive Burdeu Aged Care Service	Queensland	0	8	7	15
Estia Health Gold Coast	Queensland	0	<6	0	<6
Infinite Care Cleveland	Queensland	0	<6	0	<6
Lutheran Services - Northridge Salem	Queensland	0	7	0	7
Lutheran Services - Salem	Queensland	0	<6	<6	<6
Mercy Place Cairns (Bethlehem)	Queensland	0	<6	0	<6
Merrimac Park Private Care	Queensland	0	<6	<6	<6
Nazareth House Wynnum	Queensland	0	7	<6	n/p
Palm Lake Bethania Aged Care Facility	Queensland	0	<6	0	<6
Palm Lake Care Caloundra	Queensland	0	6	<6	n/p
Peninsula Palms Retirement Village	Queensland	0	<6	0	<6
Regis Kuluin	Queensland	0	22	<6	n/p
Southern Cross Care Facility Caloundra	Queensland	0	<6	0	<6
St Luke's Green Residential Care	Queensland	0	11	<6	n/p
St Paul de Chartres Residential Aged Care	Queensland	0	0	<6	<6
Yaralla Place	Queensland	0	18	10	28
AnglicareSA Elizabeth East	South Australia	0	17	<6	n/p
Estia Health Hope Valley	South Australia	0	7	<6	n/p

Service Name	State	Resident Deaths	Resident Cases	Staff Cases	Total Cases
Estia Health Kensington Gardens	South Australia	0	24	15	39
Estia Health Salisbury East	South Australia	0	19	<6	n/p
Gawler Hillside Care Community	South Australia	0	6	<6	n/p
Kimba Multi-Purpose Service	South Australia	0	6	<6	n/p
Lerwin Residential Care	South Australia	0	6	6	12
Onkaparinga Lodge Residential Care	South Australia	0	10	0	10
Regis Marleston	South Australia	0	6	0	6
Serene Residential Care Services	South Australia	0	<6	<6	8
The House of Saint Hilarion	South Australia	0	19	<6	n/p
Walara Hamley Bridge	South Australia	0	<6	<6	<6
Baptcare Karingal Community Care	Tasmania	0	<6	<6	9
Bishop Davies Court	Tasmania	0	8	<6	n/p
Mt St Vincent	Tasmania	0	<6	0	<6
Snug Village	Tasmania	0	44	22	66
The Gardens	Tasmania	0	6	0	6
Aeralife Northpoint	Victoria	0	<6	0	<6
Arcare Gisborne	Victoria	0	25	<6	n/p
Arcare Ringwood	Victoria	0	6	0	6
Avondale Heights Care Community	Victoria	0	19	<6	n/p
Bairnsdale Regional Health Service	Victoria	<6	<6	13	n/p
Baptcare The Orchards Community	Victoria	0	11	0	11
Beechworth Health Service Residential Care Program	Victoria	0	<6	0	<6
Berengarra	Victoria	0	<6	0	<6
Bolton Clarke Lexington Gardens	Victoria	0	<6	<6	<6
Bolton Clarke Lilydale	Victoria	0	8	0	8
Bolton Clarke Riddell Gardens	Victoria	0	<6	<6	7
Bolton Clarke Rosebrook	Victoria	0	<6	<6	<6

Service Name	State	Resident Deaths	Resident Cases	Staff Cases	Total Cases
Bupa Bonbeach	Victoria	0	<6	<6	<6
Bupa Echuca	Victoria	0	<6	0	<6
Clovelly Cottage	Victoria	0	<6	<6	6
Epping Meadows Care Community	Victoria	0	19	13	32
Froniditha Anesi Aged Care Services - Thornbury	Victoria	0	17	<6	n/p
Froniditha Clayton Aged Care	Victoria	<6	41	6	47
Jacaranda House Hostel	Victoria	<6	15	<6	n/p
James Barker House	Victoria	<6	41	11	52
MannaCare - Cassia House	Victoria	0	9	<6	n/p
Margery Cole Residential Care Service	Victoria	0	7	<6	n/p
Melville Grange Hostel	Victoria	0	14	<6	n/p
Mercy Place Colac	Victoria	0	<6	0	<6
Mercy Place Keon Park	Victoria	0	6	<6	n/p
MiCare Margriet Manor	Victoria	0	9	<6	n/p
Mooroopna Place Residential Aged Care Service	Victoria	<6	<6	0	<6
Ocean Mist Aged Care	Victoria	0	29	7	36
Peninsula Grange Aged Care	Victoria	0	<6	<6	7
Romsey Community Aged Care	Victoria	0	<6	0	<6
Simpkin House Nursing Home	Victoria	0	7	<6	n/p
Uniting AgeWell Box Hill	Victoria	0	7	<6	n/p
Willowbrae-Templestowe Hostel	Victoria	0	<6	0	<6
Amana Living St George's Care Centre	Western Australia	0	6	<6	n/p
Amaroo Village Buckley Caring Centre	Western Australia	<6	38	<6	n/p
Brightwater Inglewood	Western Australia	0	<6	<6	7
Brightwater Madeley	Western Australia	0	8	<6	n/p
Brightwater The Cove	Western Australia	0	6	<6	n/p
Coolibah Care	Western Australia	0	<6	<6	6

Service Name	State	Resident Deaths	Resident Cases	Staff Cases	Total Cases
Juniper Hayloft	Western Australia	0	7	0	7
Juniper Sarah Hardey	Western Australia	0	10	<6	n/p
Regents Garden Residential Aged Care Resort - Lake Joondalup	Western Australia	0	17	6	23