



COVID-19 outbreaks in Australian residential aged care homes

National snapshot

As at 8:00 am 7 August 2025, there are 685 active COVID-19 cases reported in 134 active outbreaks in residential aged care homes (RACHs) across Australia. There have been 49 new outbreaks, 5 new resident deaths and 991 combined new resident and staff cases reported since 31 July 2025.

Table 1: Aged Care COVID-19 data as at 8.00am 7 August 2025¹

Category	Active ²	Change in active (7 days)	Cumulative Total	Cumulative increase (7 days)
Outbreaks ³	134	-24	26,841	49
RACHs affected	134	-24	2,922	1
Resident cases	474	-144	256,642	711
Resident deaths	N/A	N/A	7,551	5
Staff cases	211	-23	132,259	280

Residential aged care homes with active outbreaks are included in [Appendix](#).

Data collected from 31 March 2020 including retrospective data on outbreaks and cases from 18 February 2020.

Table 2: Overview of active outbreaks in Australia

	ACT	NSW	NT	QLD	SA	TAS	VIC	WA	Total
Total RACHs with outbreaks	1	46	0	26	17	2	28	14	134
Total number of active resident cases	0	169	0	87	92	3	88	34	474
Total number of active staff cases	1	71	0	45	28	2	41	23	211
Total outbreaks opened in previous 7 days	0	12	0	19	20	1	15	5	77
Total outbreaks closed in previous 7 days	1	24	0	15	6	3	21	6	76

¹ Outbreak opening and closure includes changes in the status of exposure sites to outbreaks (and vice versa), which are applied retrospectively to facility records. New case information can also change the status of a recovered site back to an active outbreak site. As a result, changes in active outbreak status may not align with day-on-day variations to active totals. These adjustments will also affect the number of cases in staff and residents reported each week.

² Active residents and staff cases are the total currently positive cases in active outbreaks.

³ An outbreak is considered to be active pending advice from the relevant Public Health Unit. An outbreak is defined as at least 1 (one) positive case in a resident or 2+ cases in staff.

Figure 1: National outbreak trends in aged care – December 2021 to present

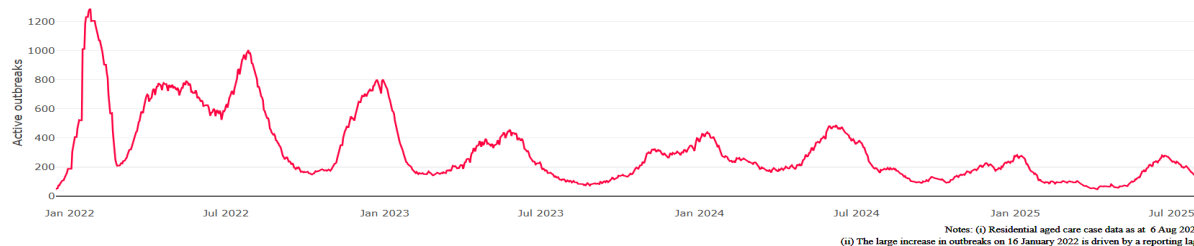
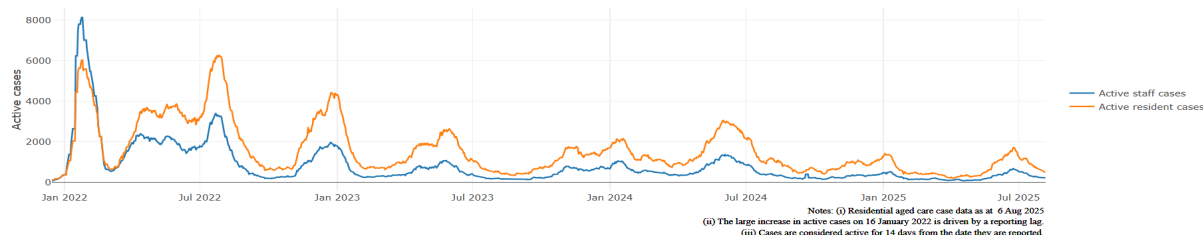


Figure 2: Trends in aged care cases – December 2021 to present



Mortality

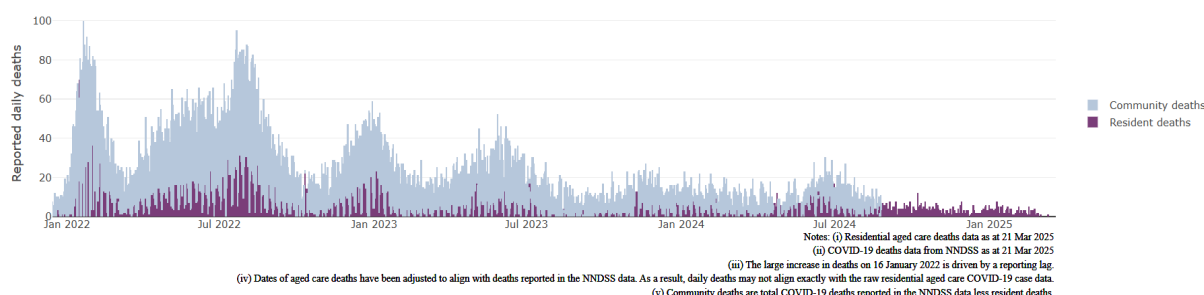
For the period of 1 January 2025 to 2 August 2025, COVID-19 is recorded as the cause of death in 0.9% of all deaths in permanent residents in aged care homes.

Since the beginning of the Omicron outbreak in mid-December⁴ 2021, there have been 224,776 deaths in residential aged care from all causes (report period from 15 December 2021 to 2 August 2025)⁵. COVID-19 deaths account for 3.0% of this figure.

There has been a decrease year on year for the rate of case fatality⁶, from a 33% case fatality rate in resident COVID-19 cases in 2020 to 3.3% in 2022 and 1.5% in 2025.

Over the course of the pandemic, all-cause excess mortality in residential aged care was below expected numbers in 2020, and within expected range in 2021. In the first half of 2022, all-cause excess mortality in residential aged care was above the expected range. Excess mortality for the second half of the 2022 is yet to be finalised.

Figure 3: COVID-19 deaths in RACHs overlaid with community deaths



⁴ The Omicron outbreak start date has been redefined from late November 2021 to mid-December 2021. Changes have been made to align reporting with the start date of Omicron published in the department's external facing Epidemiology report.

⁵ The department is now accessing aged care deaths data from the SIEBEL dataset. Figures are live and subject to change. Source: Department of Health and Aged Care unpublished data / SIEBEL dataset.

⁶ Case fatality calculated as total reported resident COVID-19 deaths divided by total resident COVID-19 cases.

Workforce in active residential aged care outbreaks

As at 6 August 2025, surge workforce providers report a total of 202,643 shifts delivered in aged care services impacted by COVID-19. These shifts include roles for GPs, nurses, care workers, allied health workers, executive and ancillary staff. In the past week surge workforce providers have reported assisting 3 residential aged care home(s) and filled 38 shifts in aged care services.

Table 3: Workforce resources supplied to RACHs

Workforce provider	Total shifts	Previous 7 days
Aspen Medical ⁸	34,108	0
Randstad ⁹	1,524	38
Previous contracted providers ¹⁰	167,011	N/A
Total	202,643	38

⁸Aspen Medical shift data as at 6 August 2025, reported fortnightly.

⁹Randstad shift data as at 6 August 2025, reported weekly.

¹⁰Previous contracted providers include RCSA, HealthCare Australia, HealthX, Mable and Torrens.

Oral antiviral treatments

Distribution of the oral anti-viral Lagevrio (Molnupiravir) commenced on 6 February 2022 to all RACHs with outbreak sites prioritised for delivery. The National Medical Stockpile has deployed 48,269 treatment courses of Lagevrio (Molnupiravir) to RACHs.

170,772 prescriptions for Lagevrio (Molnupiravir) have been issued to residents in RACHs, with a further 27,014 prescriptions for Paxlovid (nirmatrelvir + ritonavir) also issued since 28 February 2022 and up to 31 July 2025.

**Note: Oral antiviral data is only being updated monthly.*

Vaccination in RACHs

On 27 March 2025, recommendations for 2025 COVID-19 vaccinations were released. Recommended doses for the program are based on an individual's age and level of severe immunocompromise.

Those aged 75 years and over are recommended to get a COVID-19 vaccine dose every 6 months. Those aged over 65 years of age, and adults with severe immunocompromise are recommended to receive a COVID-19 vaccine dose every 12 months and are eligible to receive a COVID-19 vaccine dose every 6 months based on individual risk-benefit assessments. All other adults can receive a single dose this year.

Recommendations can be found on the Department of Health and Aged Care (department) website at: [ATAGI statement on the administration of COVID-19 vaccines in 2025](#)

People are encouraged to seek vaccination advice from their healthcare providers, specific to their circumstances.

People living in residential aged care are a high priority for the Government's COVID-19 vaccination program.

Older age remains the biggest risk factor for severe COVID-19 disease. Vaccination reduces the risk of severe disease and death from COVID-19.

The department is working with both the aged care and primary care sectors to ensure residents have access to the COVID-19 vaccine. The department continues to target support for RACHs to arrange COVID-19 vaccinations with local primary care providers such as GPs, community pharmacists and Aboriginal Community Controlled Health Services.

As at 6 August 2025:

- 72.1% of aged care residents have received a booster dose in the last 12 months.
- For residents over the age of 75:
 - 100,231 (57.4%) aged care residents received a booster dose in the last 6 months.
- 13,100 aged care residents have received a vaccination in the last 28 days (compared to 17,928 in the 28 days prior).

Table 4: Aged care COVID-19 Booster Doses (data as at 6 August 2025)

Jurisdiction	75+ with booster in last 6 months	
	Residents vaccinated	% of residents vaccinated
National	100,231	57.4%
NSW	32,715	57.9%
VIC	25,447	55.9%
QLD	19,660	56.5%
WA	9,527	58.5%
SA	8,791	58.7%
TAS	2,300	58.0%
ACT	1,580	69.9%
NT	211	52.0%

Data in this report is sourced from Australian Immunisation Register (AIR) data of residents in permanent residential aged care homes.

An updated data methodology was implemented on 14 March 2025. Aged Care AIR data as at 6 August 2025; Matched AIR data uses a snapshot of permanent residents in residential aged care homes as at 30 April 2025. The Residential Aged Care Home (RACH) Recipient ID to Medicare PIN linkage file was loaded into Health Enterprise Data Warehouse on 18 June 2025 which linked Medicare Consumer Directory data as at 30 June 2024 and RACH recipient data as at 15 March 2025.

Note: Booster doses in this report refer to any dose 2 or above administered to an individual.

Infection control and audit

The Aged Care Quality and Safety Commission (Commission) conducts site audits and assessment contacts (site and non-site) to monitor and assess residential aged care services against the Aged Care Quality Standards (see Table 5 below). This may include conducting infection control monitoring (ICM) spot checks.

An ICM spot check involves an on-site visit to residential aged care services, without an outbreak, to observe infection control practices, to ensure that staff, management, and visitors are adhering to safe personal protective equipment protocols and to safe infection control arrangements, as required under the Quality Standards.

As at 7 August 2025, the Commission had conducted 6,105 ICM spot checks to observe infection control practices and PPE protocols in RACHs.

Table 5: Total quality assessment and monitoring activities with residential services (including IPC), by type and month 1 March 2020 to 7 August 2025

Regulatory Activities	2019-20 (1 Mar - 30 Jun 2020)	2020-21	2021-22	2022-23	2023-24	2024-25	2025-26 (to 7 August)	Total
Site visits	318	3,452	1,732	3,814	2,840	1,517	37	13,710
Non-site activities	3,704	8,396	6,665	1,413	488	929	39	21,634
Total activities	4,022	11,848	8,397	5,227	3,328	2,446	76	35,344

Appendix: National residential aged care homes (RACHs) with active outbreaks COVID-19

Please note, information reported in this table has been directly reported to the department by RACHs.

'Total cases' refers to all staff and resident cases associated with the active outbreak and may not reflect the count of currently active cases.

Where numbers have been incorrectly reported, RACHs are able to correct these in the COVID-19 Support Portal through My Aged Care.

Where a RACH is reporting less than six resident or staff cases or less than six deaths, data has been suppressed to protect the privacy of affected individuals (note that "n/p" indicates data is not provided to protect privacy).

Data below for individual services is as at 7 August 2025.

Service Name	State	Resident Deaths	Resident Cases	Staff Cases	Total Cases
Adria Village Ltd	Australian Capital Territory	0	28	11	39
Abernethy Nursing Home	New South Wales	0	8	6	14
Anglicare Farrer Brown Court	New South Wales	0	10	<6	n/p
Australian Vietnamese Aged Care Services	New South Wales	0	11	<6	n/p
BaptistCare Morven Gardens Centre	New South Wales	0	<6	<6	<6
Beresford Hall	New South Wales	0	<6	0	<6
Bolton Clarke Bayside (PKA - Bayside Residential Aged Care Facility)	New South Wales	0	<6	0	<6
Bolton Clarke Coastal Waters (PKA - Coastal Waters Aged Care)	New South Wales	0	<6	<6	n/p
Bupa Armidale	New South Wales	0	19	8	27
Bupa Ballina	New South Wales	0	34	16	50
Bupa Bankstown	New South Wales	0	<6	<6	<6
Bupa Baulkham Hills	New South Wales	0	<6	<6	<6
Catholic Healthcare Charles O'Neill Hostel	New South Wales	0	<6	0	<6
Catholic Healthcare Holy Spirit Casula	New South Wales	0	18	0	18
Chamberlain Gardens Aged Care	New South Wales	0	<6	<6	8
Columbia Aged Care Services - Oberon Village	New South Wales	0	<6	<6	<6
Cooinda Aged Care	New South Wales	0	9	11	20
Dellacourt	New South Wales	0	21	12	33
Emily Gardens at the Rock	New South Wales	0	<6	<6	<6

Service Name	State	Resident Deaths	Resident Cases	Staff Cases	Total Cases
Garden View Nursing Home	New South Wales	0	7	0	7
HammondCare - Cardiff	New South Wales	0	<6	0	<6
Heritage Kingswood	New South Wales	0	<6	0	<6
Huang Ying Jung Nursing Home	New South Wales	0	19	<6	n/p
Infinite Care Tweed	New South Wales	0	<6	<6	7
IRT Tarrawanna Care Centre	New South Wales	0	<6	0	<6
Mercy Place Albury	New South Wales	0	20	7	27
Mountain View Lodge Hostel	New South Wales	0	9	<6	n/p
Mudgee Grove Care Community	New South Wales	0	26	14	40
Orange Grove Care Community	New South Wales	0	18	<6	n/p
Regis Hornsby	New South Wales	0	8	0	8
Regis Hurstville	New South Wales	0	15	0	15
RFBI Armidale Masonic Village	New South Wales	0	6	<6	n/p
Rutherford Park Care Community	New South Wales	0	7	<6	n/p
Southern Cross Care John Woodward Residential Aged Care	New South Wales	0	11	<6	n/p
Southern Cross Care Reynolds Court Residential Aged Care	New South Wales	0	<6	<6	6
St Elizabeth Home	New South Wales	<6	<6	<6	<6
St Joseph's Aged Care Facility Kensington	New South Wales	0	18	9	27
St Josephs Nursing Home	New South Wales	0	<6	<6	<6
St Vincent's Care Services Auburn	New South Wales	0	<6	0	<6
St Vincent's Care Services Heathcote	New South Wales	0	10	<6	n/p
Tingira Hills Care Community	New South Wales	0	8	<6	n/p
Toongabbie Terrace Care Community	New South Wales	0	38	7	45
Uniting Gerringong	New South Wales	0	28	<6	n/p
Uniting Lindsay Gardens Hamilton	New South Wales	0	18	8	26
Warrigal Multi-Cultural Village	New South Wales	0	<6	<6	<6

Service Name	State	Resident Deaths	Resident Cases	Staff Cases	Total Cases
Wenonah Lodge	New South Wales	0	<6	<6	9
Winston Hillside Care Community	New South Wales	0	<6	<6	7
501 Respite & Care Services	Queensland	0	<6	0	<6
Blue Care Bundaberg Riverlea Aged Care Facility	Queensland	0	<6	8	n/p
Blue Care Kingaroy Canowindra Aged Care Facility	Queensland	0	6	<6	n/p
Bolton Clarke Pioneers	Queensland	0	<6	<6	<6
Bolton Clarke Sunset Ridge	Queensland	0	<6	0	<6
Churches of Christ Toowoomba Aged Care Service	Queensland	0	6	0	6
Cunnamulla Multi-Purpose Service	Queensland	0	<6	<6	8
Harbour Quays Residential Aged Care	Queensland	0	<6	<6	<6
Infinite Care Ashmore	Queensland	0	<6	0	<6
Infinite Care Mount Lofty	Queensland	0	<6	<6	<6
Kirra Beach Care Community	Queensland	0	13	<6	n/p
Lutheran Services - Tabeel	Queensland	0	<6	<6	<6
Lutheran Services - Trinder Park	Queensland	0	<6	0	<6
Lutheran Services - Wahroonga	Queensland	0	17	8	25
Marebello	Queensland	0	6	<6	n/p
New Auckland Place	Queensland	0	7	<6	n/p
Ozcare Innisfail	Queensland	0	13	10	23
Regis Ferny Grove	Queensland	0	<6	0	<6
Rockpool RAC Morayfield	Queensland	0	16	12	28
Southern Cross Care Facility Caloundra	Queensland	<6	9	<6	n/p
Southern Cross Care Nanango - Karinya	Queensland	0	6	7	13
Southern Cross Care Raceview - St Mary's	Queensland	<6	14	8	22
Springwood Terrace Care Community	Queensland	0	26	<6	n/p
St Paul de Chartres Residential Aged Care	Queensland	0	<6	<6	<6

Service Name	State	Resident Deaths	Resident Cases	Staff Cases	Total Cases
St Vincent's Care Services Southport	Queensland	0	<6	<6	7
Sunnymeade Park Aged Care Community	Queensland	0	<6	<6	6
ACH Group Residential Care - Kapara	South Australia	0	11	9	20
AnglicareSA Grange	South Australia	0	<6	0	<6
Barunga Village Incorporated	South Australia	0	<6	<6	6
Bene Aged Care - St Clair	South Australia	0	9	<6	n/p
Bolton Clarke Charles Young	South Australia	0	18	<6	n/p
Eldercare Allambi	South Australia	0	21	7	28
Estia Health Encounter Bay	South Australia	<6	11	22	33
Estia Health Toorak Gardens	South Australia	0	<6	<6	<6
Fullarton Residential Care	South Australia	0	26	<6	n/p
Klemzig Residential Care Services	South Australia	0	7	0	7
Loxton District Nursing Home	South Australia	0	<6	<6	<6
Onkaparinga Lodge Residential Care	South Australia	0	<6	0	<6
Regis Kingswood	South Australia	0	<6	<6	<6
UnitingSA Wesley House Aged Care	South Australia	<6	<6	<6	8
UnitingSA Westminster Village Aged Care	South Australia	0	<6	<6	<6
Walara Gilbert Valley	South Australia	0	10	<6	n/p
Yeltana Nursing Home	South Australia	0	14	<6	n/p
Mary Ogilvy Home (A)	Tasmania	0	19	<6	n/p
Wynyard Care Centre	Tasmania	0	16	10	26
Arcare Ringwood	Victoria	0	<6	<6	6
Bolton Clarke Bayside (VIC)	Victoria	0	6	<6	n/p
Bolton Clarke Claremont Terrace	Victoria	0	<6	0	<6
Bolton Clarke Montclair	Victoria	0	17	10	27
Bolton Clarke Sutton Park	Victoria	0	<6	0	<6

Service Name	State	Resident Deaths	Resident Cases	Staff Cases	Total Cases
Bupa Croydon	Victoria	0	25	26	51
Bupa Mildura	Victoria	0	<6	0	<6
Churches of Christ Arcadia Aged Care Service	Victoria	0	12	7	19
Doutta Galla Lynch's Bridge Aged Care Facility	Victoria	0	<6	<6	<6
Golden Oaks Nursing Home	Victoria	<6	<6	<6	<6
Grace Villa Aged Care	Victoria	0	<6	<6	<6
Heathcote Health High Care Service	Victoria	0	<6	<6	<6
Homewood Residential Aged Care	Victoria	0	15	0	15
Kilmore Grove Care Community	Victoria	0	<6	<6	<6
mecwacare Rositano House	Victoria	0	<6	<6	<6
mecwacare Trescowthick Centre	Victoria	0	9	<6	n/p
Mercy Place Lynbrook	Victoria	0	<6	0	<6
Mercy Place Mentone	Victoria	0	<6	<6	<6
Mercy Place Montrose	Victoria	0	<6	0	<6
MiCare Overbeek Lodge	Victoria	0	<6	0	<6
Moyne Health Services-Moyneyana House	Victoria	0	20	9	29
Mt Eliza Gardens Aged Care	Victoria	<6	10	7	17
Myrtleford Multi-Purpose Service	Victoria	0	13	<6	n/p
Robinvale Multi-Purpose Service	Victoria	0	0	<6	<6
Rose Lodge	Victoria	0	6	0	6
Vermont Views Care Community	Victoria	0	<6	0	<6
WARRAGUL COMMUNITY AGED CARE	Victoria	0	44	9	53
Yarraman Nursing Home	Victoria	0	<6	<6	7
Aegis Parkview	Western Australia	0	11	<6	n/p
Amana Living Lady McCusker Home	Western Australia	0	7	0	7
Amana Living St George's Care Centre	Western Australia	<6	<6	0	<6

Service Name	State	Resident Deaths	Resident Cases	Staff Cases	Total Cases
Brightwater The Cove	Western Australia	0	<6	0	<6
Bunbury Gardens Care Community	Western Australia	0	21	12	33
Carnarvon Multi-Purpose Service	Western Australia	0	<6	<6	<6
Corrigin Multi-Purpose Service	Western Australia	0	8	<6	n/p
Craigcare Ascot Waters	Western Australia	0	<6	<6	9
Esperance Aged Care Facility	Western Australia	0	<6	<6	<6
Juniper Hilltop	Western Australia	0	<6	0	<6
Regents Garden Residential Aged Care Resort - Lake Joondalup	Western Australia	0	13	<6	n/p
Rosewood Care West Perth	Western Australia	0	<6	0	<6
Treeby Parklands Care Community	Western Australia	0	17	9	26
Wattle Hill Lodge	Western Australia	0	7	<6	n/p