



# COVID-19 outbreaks in Australian residential aged care homes

## National snapshot

As at 8:00 am 21 August 2025, there are 588 active COVID-19 cases reported in 110 active outbreaks in residential aged care homes (RACHs) across Australia. There have been 53 new outbreaks, 11 new resident deaths and 627 combined new resident and staff cases reported since 14 August 2025.

Table 1: Aged Care COVID-19 data as at 8.00am 21 August 2025<sup>1</sup>

Category	Active <sup>2</sup>	Change in active (7 days)	Cumulative Total	Cumulative increase (7 days)
Outbreaks <sup>3</sup>	110	2	26,951	53
RACHs affected	110	2	2,922	0
Resident cases	418	-52	257,854	424
Resident deaths	N/A	N/A	7,570	11
Staff cases	170	-13	133,655	203

Residential aged care homes with active outbreaks are included in [Appendix](#).

Data collected from 31 March 2020 including retrospective data on outbreaks and cases from 18 February 2020.

Table 2: Overview of active outbreaks in Australia

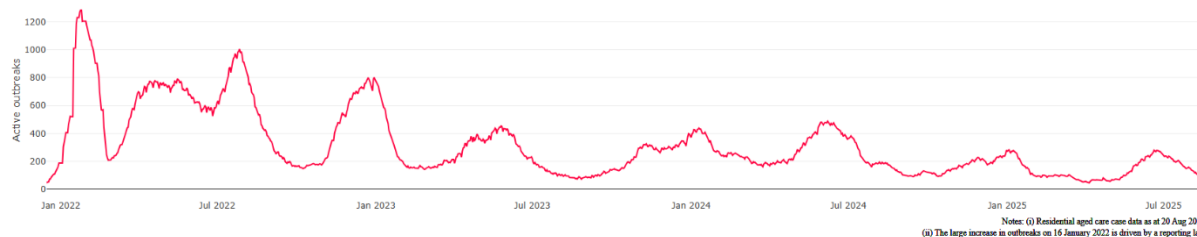
	ACT	NSW	NT	QLD	SA	TAS	VIC	WA	Total
Total RACHs with outbreaks	0	27	0	23	15	4	27	14	110
Total number of active resident cases	0	85	0	97	46	25	111	54	418
Total number of active staff cases	0	27	0	39	13	11	53	27	170
Total outbreaks opened in previous 7 days	0	13	0	12	6	3	13	6	53
Total outbreaks closed in previous 7 days	0	9	0	11	7	0	15	8	50

<sup>1</sup> Outbreak opening and closure includes changes in the status of exposure sites to outbreaks (and vice versa), which are applied retrospectively to facility records. New case information can also change the status of a recovered site back to an active outbreak site. As a result, changes in active outbreak status may not align with day-on-day variations to active totals. These adjustments will also affect the number of cases in staff and residents reported each week.

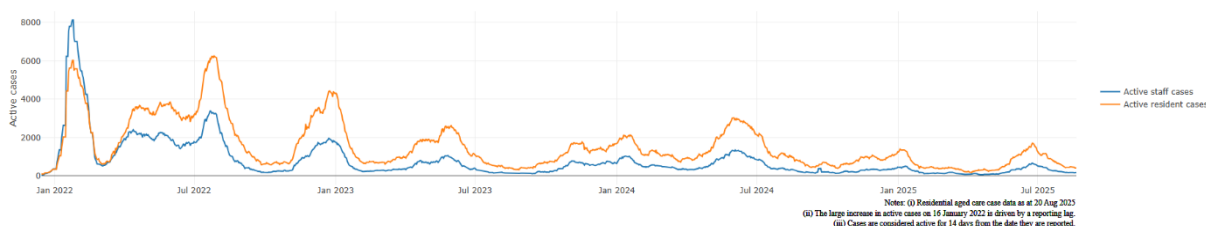
<sup>2</sup> Active residents and staff cases are the total currently positive cases in active outbreaks.

<sup>3</sup> An outbreak is considered to be active pending advice from the relevant Public Health Unit. An outbreak is defined as at least 1 (one) positive case in a resident or 2+ cases in staff.

**Figure 1: National outbreak trends in aged care – December 2021 to present**



**Figure 2: Trends in aged care cases – December 2021 to present**



## Mortality

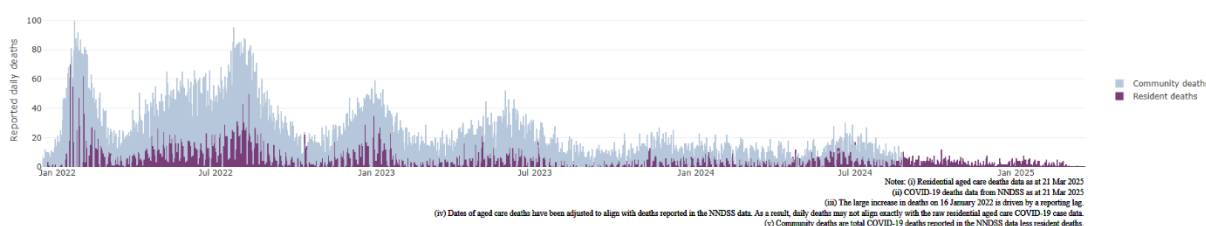
For the period of 1 January 2025 to 16 August 2025, COVID-19 is recorded as the cause of death in 0.9% of all deaths in permanent residents in aged care homes.

Since the beginning of the Omicron outbreak in mid-December<sup>4</sup> 2021, there have been 227,234 deaths in residential aged care from all causes (report period from 15 December 2021 to 16 August 2025)<sup>5</sup>. COVID-19 deaths account for 2.9% of this figure.

There has been a decrease year on year for the rate of case fatality<sup>6</sup>, from a 33% case fatality rate in resident COVID-19 cases in 2020 to 3.3% in 2022 and 1.6% in 2025.

Over the course of the pandemic, all-cause excess mortality in residential aged care was below expected numbers in 2020, and within expected range in 2021. In the first half of 2022, all-cause excess mortality in residential aged care was above the expected range. Excess mortality for the second half of the 2022 is yet to be finalised.

**Figure 3: COVID-19 deaths in RACHs overlaid with community deaths**



<sup>4</sup> The Omicron outbreak start date has been redefined from late November 2021 to mid-December 2021. Changes have been made to align reporting with the start date of Omicron published in the department's external facing Epidemiology report.

<sup>5</sup> The department is now accessing aged care deaths data from the SIEBEL dataset. Figures are live and subject to change. Source: Department of Health and Aged Care unpublished data / SIEBEL dataset.

<sup>6</sup> Case fatality calculated as total reported resident COVID-19 deaths divided by total resident COVID-19 cases.

## Workforce in active residential aged care outbreaks

As at 20 August 2025, surge workforce providers report a total of 202,683 shifts delivered in aged care services impacted by COVID-19. These shifts include roles for GPs, nurses, care workers, allied health workers, executive and ancillary staff. In the past week surge workforce providers have reported assisting 1 residential aged care home(s) and filled 6 shifts in aged care services.

**Table 3: Workforce resources supplied to RACHs**

Workforce provider	Total shifts	Previous 7 days
Aspen Medical <sup>8</sup>	34,108	0
Randstad <sup>9</sup>	1,558	6
Previous contracted providers <sup>10</sup>	167,011	N/A
<b>Total</b>	<b>202,683</b>	<b>6</b>

<sup>8</sup>Aspen Medical shift data as at 13 August 2025, reported fortnightly.

<sup>9</sup>Randstad shift data as at 20 August 2025, reported weekly.

<sup>10</sup>Previous contracted providers include RCSA, HealthCare Australia, HealthX, Mable and Torrens.

## Oral antiviral treatments

Distribution of the oral anti-viral Lagevrio (Molnupiravir) commenced on 6 February 2022 to all RACHs with outbreak sites prioritised for delivery. The National Medical Stockpile has deployed 48,269 treatment courses of Lagevrio (Molnupiravir) to RACHs.

170,772 prescriptions for Lagevrio (Molnupiravir) have been issued to residents in RACHs, with a further 27,014 prescriptions for Paxlovid (nirmatrelvir + ritonavir) also issued since 28 February 2022 and up to 31 July 2025.

*\*Note: Oral antiviral data is only being updated monthly.*

## **Vaccination in RACHs**

On 27 March 2025, recommendations for 2025 COVID-19 vaccinations were released. Recommended doses for the program are based on an individual's age and level of severe immunocompromise.

Those aged 75 years and over are recommended to get a COVID-19 vaccine dose every 6 months. Those aged over 65 years of age, and adults with severe immunocompromise are recommended to receive a COVID-19 vaccine dose every 12 months and are eligible to receive a COVID-19 vaccine dose every 6 months based on individual risk-benefit assessments. All other adults can receive a single dose this year.

Recommendations can be found on the Department of Health and Aged Care (department) website at: [ATAGI statement on the administration of COVID-19 vaccines in 2025](#)

People are encouraged to seek vaccination advice from their healthcare providers, specific to their circumstances.

People living in residential aged care are a high priority for the Government's COVID-19 vaccination program.

Older age remains the biggest risk factor for severe COVID-19 disease. Vaccination reduces the risk of severe disease and death from COVID-19.

The department is working with both the aged care and primary care sectors to ensure residents have access to the COVID-19 vaccine. The department continues to target support for RACHs to arrange COVID-19 vaccinations with local primary care providers such as GPs, community pharmacists and Aboriginal Community Controlled Health Services.

As at 20 August 2025:

- 71.7% of aged care residents have received a booster dose in the last 12 months.
- For residents over the age of 75:
  - 97,380 (56.0%) aged care residents received a booster dose in the last 6 months.
- 14,941 aged care residents have received a vaccination in the last 28 days (compared to 15,607 in the 28 days prior).

**Table 4: Aged care COVID-19 Booster Doses (data as at 20 August 2025)**

Jurisdiction	75+ with booster in last 6 months	
	Residents vaccinated	% of residents vaccinated
National	97,380	56.0%
NSW	31,603	56.3%
VIC	25,150	55.5%
QLD	19,355	56.0%
WA	8,842	54.3%
SA	8,596	58.1%
TAS	2,111	53.3%
ACT	1,513	67.2%
NT	210	52.4%

Data in this report is sourced from Australian Immunisation Register (AIR) data of residents in permanent residential aged care homes.

An updated data methodology was implemented on 14 March 2025. Aged Care AIR data as at 20 August 2025; Matched AIR data uses a snapshot of permanent residents in residential aged care homes as at 30 June 2025. The Residential Aged Care Home (RACH) Recipient ID to Medicare PIN linkage file was loaded into Health Enterprise Data Warehouse on 18 June 2025 which linked Medicare Consumer Directory data as at 30 June 2024 and RACH recipient data as at 15 March 2025.

Note: Booster doses in this report refer to any dose 2 or above administered to an individual.

## Infection control and audit

The Aged Care Quality and Safety Commission (Commission) conducts site audits and assessment contacts (site and non-site) to monitor and assess residential aged care services against the Aged Care Quality Standards (see Table 5 below). This may include conducting infection control monitoring (ICM) spot checks.

An ICM spot check involves an on-site visit to residential aged care services, without an outbreak, to observe infection control practices, to ensure that staff, management, and visitors are adhering to safe personal protective equipment protocols and to safe infection control arrangements, as required under the Quality Standards.

As at 21 August 2025, the Commission had conducted 6,105 ICM spot checks to observe infection control practices and PPE protocols in RACHs.

**Table 5: Total quality assessment and monitoring activities with residential services (including IPC), by type and month 1 March 2020 to 21 August 2025**

<b>Regulatory Activities</b>	<b>2019-20 (1 Mar - 30 Jun 2020)</b>	<b>2020-21</b>	<b>2021-22</b>	<b>2022-23</b>	<b>2023-24</b>	<b>2024-25</b>	<b>2025-26 (to 21 August)</b>	<b>Total</b>
<b>Site visits</b>	318	3,452	1,732	3,814	2,840	1,517	54	13,727
<b>Non-site activities</b>	3,704	8,396	6,665	1,413	487	934	67	21,666
<b>Total activities</b>	4,022	11,848	8,397	5,227	3,327	2,451	121	35,393

## Appendix: National residential aged care homes (RACHs) with active outbreaks COVID-19

Please note, information reported in this table has been directly reported to the department by RACHs.

'Total cases' refers to all staff and resident cases associated with the active outbreak and may not reflect the count of currently active cases.

Where numbers have been incorrectly reported, RACHs are able to correct these in the COVID-19 Support Portal through My Aged Care.

Where a RACH is reporting less than six resident or staff cases or less than six deaths, data has been suppressed to protect the privacy of affected individuals (note that "n/p" indicates data is not provided to protect privacy).

Data below for individual services is as at 21 August 2025.

Service Name	State	Resident Deaths	Resident Cases	Staff Cases	Total Cases
Anglicare Mary Andrews Village	New South Wales	0	<6	0	<6
Anglicare Warrina Residential Care	New South Wales	0	<6	0	<6
Aruma Lodge	New South Wales	0	<6	0	<6
BaptistCare Kularoo Centre	New South Wales	0	7	<6	n/p
BaptistCare Morven Gardens Centre	New South Wales	0	<6	<6	<6
Benjamin Short Grove	New South Wales	0	10	<6	n/p
Bolton Clarke Coastal Waters (PKA - Coastal Waters Aged Care)	New South Wales	<6	11	9	20
Boronia House	New South Wales	0	13	0	13
Braidwood Multi-Purpose Service	New South Wales	0	6	7	13
Catholic Healthcare St Catherine's Aged Care	New South Wales	0	12	0	12
Catholic Healthcare The Sister Anne Court Aged Care	New South Wales	0	6	0	6
Chamberlain Gardens Aged Care	New South Wales	0	<6	0	<6
Garden View Nursing Home	New South Wales	0	22	<6	n/p
HammondCare - Horsley	New South Wales	0	<6	0	<6
HammondCare - Wahroonga	New South Wales	0	<6	0	<6
IRT St Georges Basin	New South Wales	0	<6	<6	<6
James Milson Village Woolwich	New South Wales	0	<6	<6	<6
Markmoran at Vacluse	New South Wales	0	<6	<6	<6
Pathways Sailors Bay	New South Wales	0	9	<6	n/p

Service Name	State	Resident Deaths	Resident Cases	Staff Cases	Total Cases
<b>Rutherford Park Care Community</b>	New South Wales	0	13	12	25
<b>St Vincent's Care Services Auburn</b>	New South Wales	0	<6	0	<6
<b>St Vincent's Care Services Yennora</b>	New South Wales	0	6	<6	n/p
<b>Uniting Gerringong</b>	New South Wales	0	<6	<6	<6
<b>Uniting Kingscliff</b>	New South Wales	0	<6	0	<6
<b>Uniting Osborne Nowra</b>	New South Wales	0	<6	<6	<6
<b>Uniting Springwood</b>	New South Wales	0	<6	0	<6
<b>Uniting Thomas Bowden Ryde</b>	New South Wales	0	<6	<6	<6
<b>Blue Care Toowoomba Residential Aged Care Facility</b>	Queensland	0	<6	0	<6
<b>Bolton Clarke Fairview</b>	Queensland	0	9	<6	n/p
<b>Bolton Clarke Milford Grange</b>	Queensland	0	0	<6	<6
<b>Bolton Clarke Villa Serena</b>	Queensland	0	6	<6	n/p
<b>Bupa Rangeville</b>	Queensland	0	<6	<6	8
<b>Casa D'amore Apartments</b>	Queensland	0	<6	<6	7
<b>Estia Health Albany Creek</b>	Queensland	0	<6	<6	<6
<b>Estia Health Hervey Bay</b>	Queensland	0	6	<6	n/p
<b>Estia Health Nambour</b>	Queensland	0	<6	0	<6
<b>Estia Health Pacific Paradise</b>	Queensland	0	<6	0	<6
<b>Harbour Quays Residential Aged Care</b>	Queensland	0	<6	<6	7
<b>Infinite Care Mount Lofty</b>	Queensland	<6	29	8	37
<b>Kirra Beach Care Community</b>	Queensland	0	19	6	25
<b>Lutheran Services - Wahroonga</b>	Queensland	0	23	10	33
<b>Nazareth House Wynnum</b>	Queensland	0	<6	<6	n/p
<b>New Auckland Place</b>	Queensland	<6	36	20	56
<b>Ozcare Port Douglas</b>	Queensland	0	<6	<6	<6
<b>Regis Kirwan</b>	Queensland	0	<6	0	<6
<b>Regis Kuluin</b>	Queensland	0	11	<6	n/p



Service Name	State	Resident Deaths	Resident Cases	Staff Cases	Total Cases
Regis Salisbury	Queensland	0	<6	0	<6
Regis Yeronga	Queensland	0	8	0	8
Southern Cross Care Chinchilla - Illoura Village	Queensland	0	<6	<6	8
St Vincent's Care Services Arundel	Queensland	0	6	<6	n/p
ACH Group Residential Care - Kapara	South Australia	0	14	10	24
Barunga Village Incorporated	South Australia	0	24	15	39
Edenfield Family Care	South Australia	0	<6	<6	<6
Estia Health Aberfoyle Park	South Australia	0	<6	0	<6
Estia Health Aldgate	South Australia	0	<6	0	<6
Estia Health Hope Valley	South Australia	0	<6	0	<6
Estia Health Kensington Gardens	South Australia	0	<6	<6	<6
Kalyra Woodcroft Aged Care	South Australia	0	<6	0	<6
Klemzig Residential Care Services	South Australia	0	15	<6	n/p
Loxton District Nursing Home	South Australia	<6	7	<6	n/p
Lutheran Homes Group Glynde	South Australia	0	7	<6	n/p
Onkaparinga Lodge Residential Care	South Australia	0	17	0	17
Serene Residential Care Services	South Australia	0	<6	<6	<6
The Pines Lodge Residential Care	South Australia	0	<6	0	<6
Walara Gilbert Valley	South Australia	0	11	<6	n/p
Eliza Purton	Tasmania	0	<6	<6	<6
Snug Village	Tasmania	0	<6	0	<6
St Ann's	Tasmania	0	16	<6	n/p
Uniting AgeWell Strathdevon	Tasmania	<6	12	9	21
Arcare Gisborne	Victoria	0	13	<6	n/p
Avondale Heights Care Community	Victoria	0	<6	0	<6
Benetas St Laurence Court - Kangaroo Flat	Victoria	0	<6	0	<6
Bolton Clarke Bayside (VIC)	Victoria	0	19	6	25

Service Name	State	Resident Deaths	Resident Cases	Staff Cases	Total Cases
Buckland House Nursing Home	Victoria	0	<6	<6	6
Bupa Clayton	Victoria	0	<6	0	<6
Chestnut Gardens Aged Care Home	Victoria	0	<6	0	<6
Dunolly Nursing Home	Victoria	0	<6	10	n/p
Embracia in Reservoir	Victoria	0	6	<6	n/p
Estia Health Mount Clear	Victoria	0	<6	0	<6
Fronditha Thalpori Aged Care Services - St Albans	Victoria	0	36	24	60
Gibson Street Complex	Victoria	<6	10	14	24
Golden Oaks Nursing Home	Victoria	<6	<6	<6	7
Greenwood Manor	Victoria	<6	11	13	24
Homewood Residential Aged Care	Victoria	0	17	0	17
Ivanhoe Grand Care Community	Victoria	0	<6	0	<6
James Barker House	Victoria	0	10	0	10
mecwacare Annie's Court	Victoria	0	6	<6	n/p
Mercy Place Ave Maria	Victoria	0	6	<6	n/p
Mercy Place Dandenong	Victoria	<6	6	0	6
Mercy Place Lynbrook	Victoria	0	14	7	21
Ocean Mist Aged Care	Victoria	0	<6	<6	7
St Vincent's Care Services Eltham - Willandra Lodge	Victoria	0	16	0	16
Sunshine Gardens Care Community	Victoria	0	13	15	28
Vermont Views Care Community	Victoria	0	8	<6	n/p
Wimmera Nursing Home	Victoria	0	9	8	17
Wintringham Williamstown Hostel	Victoria	0	<6	0	<6
Aegis Ellenvale	Western Australia	0	<6	<6	<6
Aegis Shoalwater	Western Australia	0	8	<6	n/p
Amana Living Kinross Care Community	Western Australia	0	7	<6	n/p
Amaroo Village Buckley Caring Centre	Western Australia	0	<6	<6	6

Service Name	State	Resident Deaths	Resident Cases	Staff Cases	Total Cases
<b>Brightwater The Cove</b>	Western Australia	0	13	13	26
<b>Dalwallinu Multi-Purpose Service</b>	Western Australia	0	<6	0	<6
<b>Esperance Aged Care Facility</b>	Western Australia	0	<6	6	n/p
<b>Geraldton Shore Care Community</b>	Western Australia	0	<6	0	<6
<b>Jeremiah Donovan House</b>	Western Australia	0	<6	0	<6
<b>Joseph Banks Aged Care Facility</b>	Western Australia	0	<6	<6	<6
<b>Juniper Annesley</b>	Western Australia	0	7	<6	n/p
<b>Juniper Korumup</b>	Western Australia	0	12	<6	n/p
<b>Regents Garden - Bateman</b>	Western Australia	0	10	11	21
<b>Regents Garden Residential Aged Care Resort - Lake Joondalup</b>	Western Australia	0	6	<6	n/p