



**Australian Government**

**Department of Health,  
Disability and Ageing**



# BONDED RETURN OF SERVICE SYSTEM (BROSS)

## PARTICIPANT USER GUIDE

### -LOGIN GUIDE-

**AUGUST 2025**

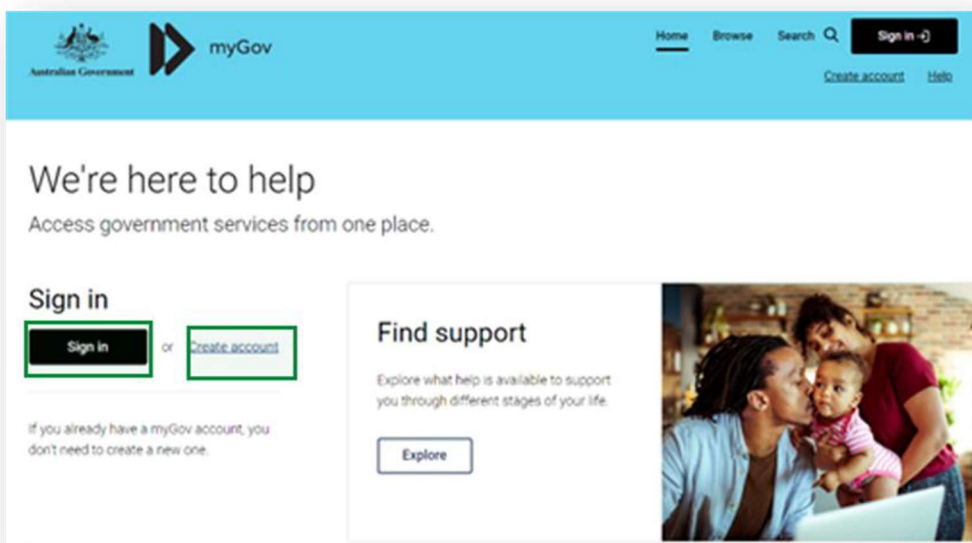


### 3. Login

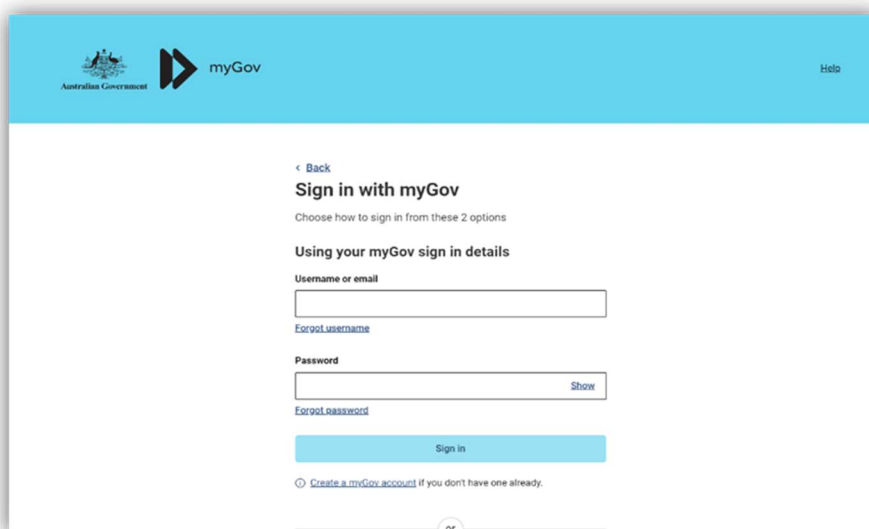
#### 3.1 How to log into BRoSS

You will need to have a **myGov** account to log in to BRoSS. Go to [myGov Home](#).

- If you do not have a myGov account, please go to 'Create account' and follow the prompts to create an account. Log into your myGov account.
- If you do have a myGov account, go to 'Sign in.'



Sign in with your myGov details.





Authenticate your login.

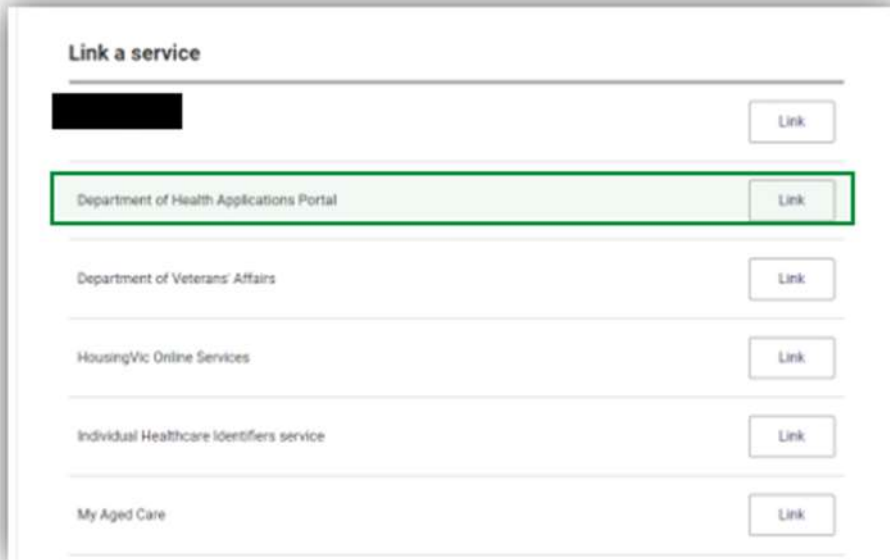
The screenshot shows the myGov 'Enter code' page. At the top left is the Australian Government logo and 'myGov' text. A 'Help' link is at the top right. The main heading is 'Enter code'. Below it, a message states: 'We sent a code by SMS to your mobile number XXXX XXX 937.' There is a text input field for the code, which is currently empty and highlighted with a red border. Below the input field, there is a red warning icon and text: 'Enter the 6 digit code we sent to your mobile number'. A link 'I didn't get my code' with a dropdown arrow is below that. At the bottom, there are two buttons: 'Next' (highlighted in blue) and 'Cancel'.

You will need to link the 'Department of Health Applications Portal' to your services by clicking the 'View and link services'.

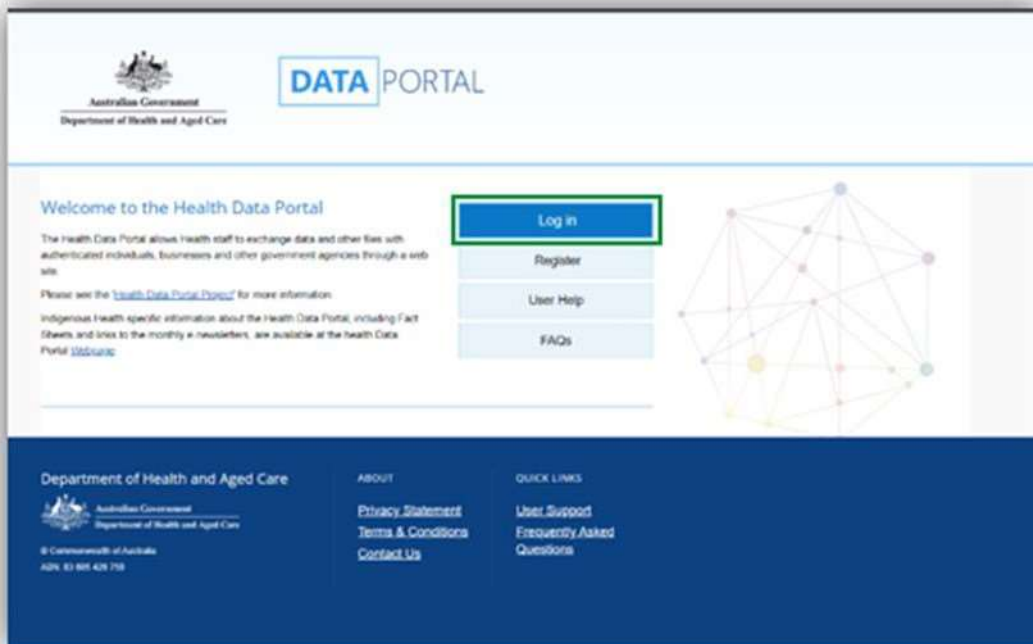
The screenshot shows the myGov dashboard. At the top left is the Australian Government logo and 'myGov' text. On the top right, there are links for 'Home', 'Browse', 'Search', 'My account', and 'Help'. Below the header, there is a 'Welcome' section with a redacted name and a 'Log out' link. The main content area features three service tiles: 'Inbox' (Read important messages from linked services), 'Profile' (Manage linked services and personal details), and 'Payments & claims' (Track payments, claims and applications). Below these tiles is a section titled 'Linked services (3 linked)' with a 'View and link services' button highlighted in green. Underneath, there are three service cards: 'Go to Australian Taxation Office', 'Go to Centrelink', and 'Go to Medicare'. At the bottom, there is an 'Alerts' section.



Scroll to the service and click 'Link'.



You will be taken to the Health Data Portal page, click 'Log in'.





Select 'Login with myGov' as your log-in credential choice.

The screenshot shows the 'Health Authentication Gateway' interface with the heading 'Select an identity provider'. Below this, it asks 'Which credential would you like to use?'. There are three options: 'Digital Identity and RAM', 'VANguard FAS', and 'myGov'. The 'myGov' option is highlighted with a green border and contains a 'Login with myGov' button. A 'Remember my selection' checkbox is also visible.

Enter your BRoSS user ID (username) and your linking code (password) on the 'Health Authentication Gateway' page. Your BRoSS user ID and linking code can be found within your 'Firm offer' email or the 'Welcome to the Bonded Medical Program' email sent to your primary email address.

The screenshot shows the 'Health Authentication Gateway' interface with the heading 'Please enter your BRoSS credentials'. It features two input fields: 'Username' and 'Password'. Below the fields is a blue 'Confirm' button. The footer of the page reads '© Department of Health'.

This will be a once-off action. Once you have linked 'Department of Health Applications Portal' as a service, the next time you try to sign in to BRoSS you will not be required to enter your BRoSS User ID (Username) and linking code or Temporary Password (Password).



You will be taken to the Health Data Portal, on the menu bar, select 'BRoSS'. Your dashboard will open.



Occasionally, you may experience log in issues such as seeing an *account inactive* message, an error message, or BRoSS may not display correctly. These are usually due to a cache or browser issue.

If you experience log in issues, please:

- Do not unlink the Department of Health Applications Portal service from your myGov account. Doing so will require you to be issued with a new temporary password, delaying access to your BRoSS record.
- Clear your cache, as this should clear any previously saved data which may be causing your BRoSS log in issues (if you need assistance on how to do this, you can google '[Your browser name] clear browser cache').
- Try a different browser if you continue to experience log in issues.

If the issue persists, please reach out to our Contact Centre for assistance on **1800 987 104** (Monday-Friday, 8:30am to 5:00pm AEST/AEDT).

### 3.2 Accepting your Firm Offer Place

Once your university position has been confirmed, you will receive an email titled - '**FIRM OFFER APPLICANT – BONDED MEDICAL PROGRAM**' which will contain information on the Program including your BRoSS User ID and Temporary Password to log in to the system.

After logging in to your BRoSS record following the steps in the '[How to Log in to the Bonded Return of Service System \(BRoSS\)](#)'. Your '**My dashboard**' page will open.

Review all the information on the left-hand side of the page by opening the accordions.

Under '**Update your details**' accordion, review and update your '**Personal contact details**' '**Contact email**' and '**Mailing address**' information by clicking on the '**Edit**' button on the bottom of the page. Ensure all mandatory fields (marked **orange** in the Edit pages) are correct and click '**Save**'.



### Update your details

To keep the Program informed, update your personal contact details when there is any change.

- Personal contact details
- Mailing address

Use this task to update your mailing address details.

Address line 1 -

Address line 2 -

City/Suburb/Town -

State/Territory -

Country **Australia**

Postcode -

#### My dashboard - Jane Citizen

##### Important Information

**Welcome**

Welcome to the Bonded Medical Program (the Program), a key long-term initiative in the Australian Government's Stronger Rural Health Strategy. In the future you will provide much-needed medical services to Australians living in regional, rural and remote areas.

As a Firm Offer Applicant, Deakin University has advised the Department of Health and Aged Care (Health) that you have been offered and have accepted a Bonded Commonwealth Supported Place (CSP) in the following medical course commencing in the 2023 academic year:

University	<b>Deakin University</b>
Campus	<b>Geelong Campus</b>
Course name	<b>Doctor of Medicine (MD)</b>
Entry	<b>Postgraduate</b>
Length of course	<b>4 years</b>
Student ID	<b>000000</b>

- Learn
- Plan
- Update your details**
- Sign up

##### Important

Acceptance due date	Time left to accept
1 July 2023	80 days

**What to do next**

You **must** agree to participate in the Bonded Medical Program on or before 1 July 2023. Failure to do this will result in your bonded Commonwealth Supported Place at Deakin University being withdrawn.

Participants of the Program are bound by Part 10 of the Health Insurance Act 1973 and must abide by the Health Insurance (Bonded Medical Program) Rule 2020 (the Rule).

Before confirming your agreement to participate in the Bonded Medical Program you should seek independent legal advice so that you understand what your obligations are while you are a participant. You can confirm your agreement to participate in the Bonded Medical Program in the **Sign up** section below. The information in the **Sign up** section is also available to be downloaded.

**Learn and Plan**

For more information use the **Learn** and **Plan** sections to find out more about the Bonded Medical Program, what it offers you and how the Program's obligations can work best for you and your medical career.



Once your details are updated either click on the ‘**Proceed with Sign-up**’ link or open the ‘**Sign-up**’ accordion to see your ‘Agreement to Participate’.

**My dashboard - Jane Citizen**

**Important information**

**Welcome**

Welcome to the Bonded Medical Program (the Program), a key long-term initiative in the Australian Government's Stronger Rural Health Strategy. In the future you will provide much needed medical services to Australians living in regional, rural and remote areas.

As a Firm Offer Applicant, Deakin University has advised the Department of Health and Aged Care (Health) that you have been offered and have accepted a bonded Commonwealth Supported Place (CSP) in the following medical course commencing in the 2023 academic year:

University	<b>Deakin University</b>
Campus	<b>Geelong Campus</b>
Course name	<b>Doctor of Medicine (MD)</b>
Entry	<b>Postgraduate</b>
Length of course	<b>4 years</b>
Student ID	<b>000000</b>

**Learn**

**Plan**

**Update your details**

**Sign up**

**Important**

<b>Acceptance due date</b>	<b>Time left to accept</b>
<b>1 July 2023</b>	<b>80 days</b>

**What to do next**

You **must** agree to participate in the Bonded Medical Program on or before 1 July 2023. Failure to do this will result in your bonded Commonwealth Supported Place at Deakin University being withdrawn.

Participants of the Program are bound by Part 10 of the Health Insurance Act 1973 and must abide by the Health Insurance (Bonded Medical Program) Rule 2020 (the Rule).

Before confirming your agreement to participate in the Bonded Medical Program you should seek independent legal advice so that you understand what your obligations are while you are a participant. You can confirm your agreement to participate in the Bonded Medical Program in the Sign up section below. The information in the Sign up section is also available to be downloaded.

**Learn and Plan**

For more information use the Learn and Plan sections to find out more about the Bonded Medical Program, what it offers you and how the Program's obligations can work best for you and your medical career.

**Proceed with sign-up?**



Sign up

Jane Citizen - Applicant

Download PDF  
Copy of Part VD of the Health Insurance Act statement to participate in the Bonded Medical Program (PDF) 48KB.

### The Bonded Medical Program

In this Section you are provided with the opportunity to agree to participate in the Program.

Should you not wish to participate please contact your university and advise that you will not be participating in the Program.

To learn more about the Program requirements before you agree to participate, please refer to the Learn and Plan sections on this page. Further information is also available at:

- [Part VD of the Health Insurance Act 1973](#) (external link)
- [Health Insurance \(Bonded Medical Program\) Rule 2020](#) (external link)
- [Privacy Act 1988](#) (external link)

### Participation in the Bonded Medical Program

The Bonded Medical Program (the Program) is a statutory scheme which provides students with a Commonwealth Supported Place (CSP) in a medical course at an Australian university, in return for a commitment to work in regional, rural or remote areas for a specified period fulfilling their Return of Service Obligation (RoSO).

### Agreement to Participate

By agreeing to participate in the Bonded Medical Program below you will automatically enter the program and become a Bonded Medical Program participant.

Participants of the Bonded Medical Program are bound by Part VD of the *Health Insurance Act 1973* (the Act) and must abide by the *Health Insurance (Bonded Medical Program) Rule 2020* (the Rule).

You become a Bonded Medical Program participant

(1) if:

- a. you reside in Australia; and
- b. you:
  - i. are an Australian citizen; or
  - ii. hold a permanent visa; and
- c. you have been offered a place in a course of study in medicine at an Australian university; and
- d. the offer is subject to you participating in the Bonded Medical Program; and
- e. you have accepted that offer and you are enrolled in the course of study in medicine at that Australian university; and
- f. you have agreed to participate in the Bonded Medical Program using a web portal maintained by the Department.

You are a bonded participant in the Bonded Medical Program on and after the day you agree to participate in the Program until an event mentioned in subsection (4) of The Act applies in relation to you.

Check this box to confirm you agree to participate in the Bonded Medical Program

### Further information

For your information links to the Act and Rules is provided below:

Submit

Cancel



Read the information and if you agree, check the **'tick box'** and click **'submit'**.

Check this box to confirm you agree to participate in the Bonded Medical Program

Further information  
For your information links to the Act and Rules is provided below:

**Submit** **Cancel**

A pop-up page will confirm your acceptance into the Program. Click **'Go'**.

**Congratulations**

Congratulations, you have agreed to participate in the Bonded Medical Program.

As of today, 13/04/2023 12:38:04 AEST you are a bonded participant of the Bonded Medical Program.

Please click the **Go** button to open the BRoSS dashboard for participating students.

**Go**

Once you click **'Go'**, you will be redirected to the BRoSS dashboard.

My dashboard - Jane Citizen - 236693

**Important information**

Welcome to the Bonded Medical Program (the Program), a key long-term initiative of the Australian Government's Stronger Rural Health Strategy. In the future you will provide much needed medical services to Australians living in regional, rural and remote areas.

Participants of the Program are bound by Part 1D of the Health Insurance Act 1973 (the Act) and must abide by the Health Insurance (Bonded Medical Program) Rule 2020 (the Rule).

You must register a Return of Service Obligation (RoSO) Plan before you finish your medical course. This plan may be changed any time before you commence the activity.

**Learn and Plan**

For more information use the Learn and Plan sections to find out more about the Bonded Medical Program, what it offers you and how the Program's obligations can work best for you and your medical career.

**RoSO Details**

You can view and edit your personal details at any time. Your contact details will be used by the Department of Health and Ageing Care while you are in the Program. It is a legal requirement of the Program that these details are kept up to date.

**RoSO Program Timeline**

This shows which phase you are in. There are reporting obligations for each phase. These are called Program events and RoSO activities.

NOTE: BRoSS is being progressively released throughout 2022 and 2023. In the meantime, your reporting obligations as specified in the Rule (under sections 15 and 16) will be required until BRoSS is fully functional. The Department will nominate a date and advise participants when all reporting obligations will commence. Timelines will not apply until that time.

**Learn**  
**Plan**  
**Manage my agreement**

**Tasks**

- Plan my RoSO
- My Program information

**Program Timeline**

Student	Intern	Generalist	Specialist	Other
100%	0%	0%	0%	0%

**RoSO planning (1Month)** 100% completed [Change units](#)

**RoSO summary (1Month)** 100% remaining [Change units](#)

**My current notifications**

- Guidance:** You must advise the Program within 6 months of the completion date of your medical course.
- Guidance:** Please advise the Program of your attainment of professional registration with AHPRA as soon as possible.