



COVID-19 outbreaks in Australian residential aged care homes

National snapshot

As at 8:00 am 3 July 2025, there are 1,850 active COVID-19 cases reported in 260 active outbreaks in residential aged care homes (RACHs) across Australia. There have been 92 new outbreaks, 23 new resident deaths and 1,578 combined new resident and staff cases reported since 26 June 2025.

Table 1: Aged Care COVID-19 data as at 8.00am 3 July 2025¹

Category	Active ²	Change in active (7 days)	Cumulative Total	Cumulative increase (7 days)
Outbreaks ³	260	-20	26,359	92
RACHs affected	260	-20	2,918	0
Resident cases	1,302	-423	252,544	1,099
Resident deaths	N/A	N/A	7,473	23
Staff cases	548	-107	131,614	479

Residential aged care homes with active outbreaks are included in [Appendix](#).

Data collected from 31 March 2020 including retrospective data on outbreaks and cases from 18 February 2020.

Table 2: Overview of active outbreaks in Australia

	ACT	NSW	NT	QLD	SA	TAS	VIC	WA	Total
Total RACHs with outbreaks	3	97	2	29	23	5	78	23	260
Total number of active resident cases	10	517	6	120	100	27	430	92	1,302
Total number of active staff cases	7	218	0	61	47	19	159	37	548
Total outbreaks opened in previous 7 days	1	37	0	15	6	3	28	8	98
Total outbreaks closed in previous 7 days	0	36	0	15	17	3	40	8	119

¹ Outbreak opening and closure includes changes in the status of exposure sites to outbreaks (and vice versa), which are applied retrospectively to facility records. New case information can also change the status of a recovered site back to an active outbreak site. As a result, changes in active outbreak status may not align with day-on-day variations to active totals. These adjustments will also affect the number of cases in staff and residents reported each week.

² Active residents and staff cases are the total currently positive cases in active outbreaks.

³ An outbreak is considered to be active pending advice from the relevant Public Health Unit. An outbreak is defined as at least 1 (one) positive case in a resident or 2+ cases in staff.

Figure 1: National outbreak trends in aged care – December 2021 to present

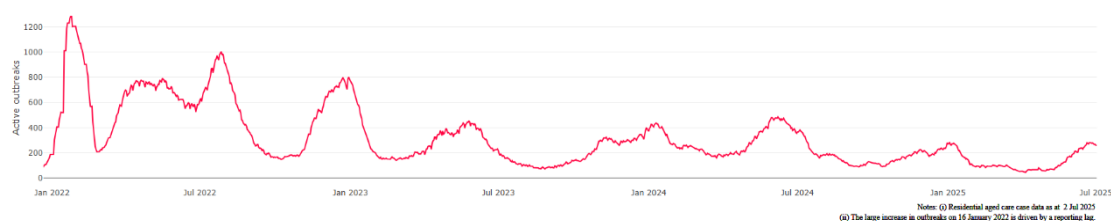
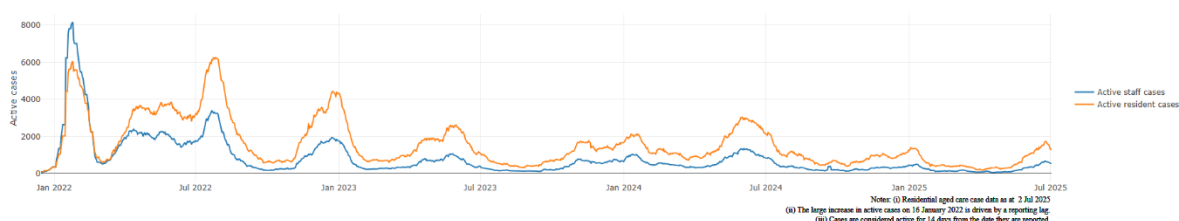


Figure 2: Trends in aged care cases – December 2021 to present



Mortality

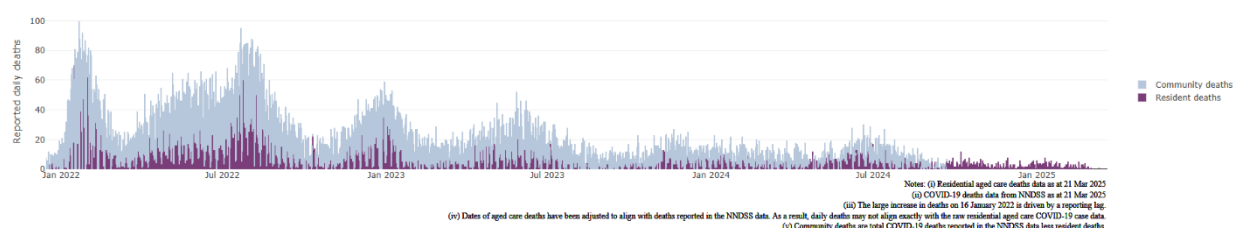
For the period of 1 January 2025 to 20 June 2025, COVID-19 is recorded as the cause of death in 0.8% of all deaths in permanent residents in aged care homes.

Since the beginning of the Omicron outbreak in mid-December⁴ 2021, there have been 216,172 deaths in residential aged care from all causes (report period from 15 December 2021 to 20 June 2025)⁵. COVID-19 deaths account for 3.0% of this figure.

There has been a decrease year on year for the rate of case fatality⁶, from a 33% case fatality rate in resident COVID-19 cases in 2020 to 3.3% in 2022 and 1.5% in 2025.

Over the course of the pandemic, all-cause excess mortality in residential aged care was below expected numbers in 2020, and within expected range in 2021. In the first half of 2022, all-cause excess mortality in residential aged care was above the expected range. Excess mortality for the second half of the 2022 is yet to be finalised.

Figure 3: COVID-19 deaths in RACHs overlaid with community deaths



⁴ The Omicron outbreak start date has been redefined from late November 2021 to mid-December 2021. Changes have been made to align reporting with the start date of Omicron published in the department's external facing Epidemiology report.

⁵ The department is now accessing aged care deaths data from the SIEBEL dataset. Figures are live and subject to change. Source: Department of Health and Aged Care unpublished data / SIEBEL dataset.

⁶ Case fatality calculated as total reported resident COVID-19 deaths divided by total resident COVID-19 cases.

Workforce in active residential aged care outbreaks

As at 2 July 2025, surge workforce providers report a total of 202,067 shifts delivered in aged care services impacted by COVID-19. These shifts include roles for GPs, nurses, care workers, allied health workers, executive and ancillary staff. In the past week surge workforce providers have reported assisting 5 residential aged care home(s) and filled 181 shifts in aged care services.

Table 3: Workforce resources supplied to RACHs

Workforce provider	Total shifts	Previous 7 days
Aspen Medical ⁸	33,685	59
HealthX ⁹	38,267	0
Randstad ¹⁰	1,371	122
Previous contracted providers ¹¹	128,744	N/A
Total	202,067	181

⁸Aspen Medical shift data as at 2 July 2025, reported fortnightly.

⁹HealthX shift data as at 2 July 2025, reported weekly.

¹⁰Randstad shift data as at 2 July 2025, reported weekly.

¹¹Previous contracted providers include RCSA, HealthCare Australia, Mable and Torrens.

Oral antiviral treatments

Distribution of the oral anti-viral Lagevrio (Molnupiravir) commenced on 6 February 2022 to all RACHs with outbreak sites prioritised for delivery. The National Medical Stockpile has deployed 48,269 treatment courses of Lagevrio (Molnupiravir) to RACHs.

160,279 prescriptions for Lagevrio (Molnupiravir) have been issued to residents in RACHs, with a further 24,073 prescriptions for Paxlovid (nirmatrelvir + ritonavir) also issued since 28 February 2022 and up to 31 May 2025.

**Note: Oral antiviral data is only being updated monthly.*

Vaccination in RACHs

On 27 March 2025, recommendations for 2025 COVID-19 vaccinations were released. Recommended doses for the program are based on an individual's age and level of severe immunocompromise.

Those aged 75 years and over are recommended to get a COVID-19 vaccine dose every 6 months. Those aged over 65 years of age, and adults with severe immunocompromise are recommended to receive a COVID-19 vaccine dose every 12 months and are eligible to receive a COVID-19 vaccine dose every 6 months based on individual risk-benefit assessments. All other adults can receive a single dose this year.

Recommendations can be found on the Department of Health and Aged Care (department) website at: [ATAGI statement on the administration of COVID-19 vaccines in 2025](#)

People are encouraged to seek vaccination advice from their healthcare providers, specific to their circumstances.

People living in residential aged care are a high priority for the Government's COVID-19 vaccination program.

Older age remains the biggest risk factor for severe COVID-19 disease. Vaccination reduces the risk of severe disease and death from COVID-19.

The department is working with both the aged care and primary care sectors to ensure residents have access to the COVID-19 vaccine. The department continues to target support for RACHs to arrange COVID-19 vaccinations with local primary care providers such as GPs, community pharmacists and Aboriginal Community Controlled Health Services.

As at 2 July 2025:

- 72.6% of aged care residents have received a booster dose in the last 12 months.
- For residents over the age of 75:
 - 102,541 (58.8%) aged care residents received a booster dose in the last 6 months.
- 18,241 aged care residents have received a vaccination in the last 28 days (compared to 20,833 in the 28 days prior).

Table 4: Aged care COVID-19 Booster Doses (data as at 2 July 2025)

Jurisdiction	75+ with booster in last 6 months	
	Residents vaccinated	% of residents vaccinated
National	102,541	58.8%
NSW	33,671	59.8%
VIC	26,110	57.4%
QLD	20,070	57.8%
WA	9,484	58.4%
SA	9,126	61.0%
TAS	2,364	59.8%
ACT	1,549	68.6%
NT	<200	41.1%

Data in this report is sourced from Australian Immunisation Register (AIR) data of residents in permanent residential aged care homes.

An updated data methodology was implemented on 14 March 2025. Aged Care AIR data as at 2 July 2025; Matched AIR data uses a snapshot of permanent residents in residential aged care homes as at 30 April 2025. The Residential Aged Care Home (RACH) Recipient ID to Medicare PIN linkage file was loaded into Health Enterprise Data Warehouse on 18 June 2025 which linked Medicare Consumer Directory data as at 30 June 2024 and RACH recipient data as at 15 March 2025.

Note: Booster doses in this report refer to any dose 2 or above administered to an individual.

Infection control and audit

The Aged Care Quality and Safety Commission (Commission) conducts site audits and assessment contacts (site and non-site) to monitor and assess residential aged care services against the Aged Care Quality Standards (see Table 5 below). This may include conducting infection control monitoring (ICM) spot checks.

An ICM spot check involves an on-site visit to residential aged care services, without an outbreak, to observe infection control practices, to ensure that staff, management, and visitors are adhering to safe personal protective equipment protocols and to safe infection control arrangements, as required under the Quality Standards.

As at 3 July 2025, the Commission had conducted 6,105 ICM spot checks to observe infection control practices and PPE protocols in RACHs.

Table 5: Total quality assessment and monitoring activities with residential services (including IPC), by type and month 1 March 2020 to 3 July 2025

Regulatory Activities	2019-20 (1 Mar - 30 Jun 2020)	2020-21	2021-22	2022-23	2023-24	2024-25 (to 3 July 2025)	Total
Site visits	318	3,452	1,732	3,814	2,840	1,516	13,672
Non-site activities	3,704	8,396	6,665	1,413	487	807	21,472
Total activities	4,022	11,848	8,397	5,227	3,327	2,323	35,144

Appendix: National residential aged care homes (RACHs) with active outbreaks COVID-19

Please note, information reported in this table has been directly reported to the department by RACHs.

'Total cases' refers to all staff and resident cases associated with the active outbreak and may not reflect the count of currently active cases. Where numbers have been incorrectly reported, RACHs are able to correct these in the COVID-19 Support Portal through My Aged Care. Where a RACH is reporting less than six resident or staff cases or less than six deaths, data has been suppressed to protect the privacy of affected individuals (note that "n/p" indicates data is not provided to protect privacy).

Data below for individual services is as at 3 July 2025.

Service Name	State	Resident Deaths	Resident Cases	Staff Cases	Total Cases
BaptistCare Griffith	Australian Capital Territory	0	6	7	13
Calvary Haydon Retirement Community	Australian Capital Territory	0	<6	0	<6
Southern Cross Care Ozanam Residential Aged Care	Australian Capital Territory	<6	22	7	29
Abbey House Aged Care	New South Wales	<6	33	13	46
Advantaged Care at Georges Manor	New South Wales	0	21	<6	n/p
Anglicare Lemongrove Gardens	New South Wales	0	<6	0	<6
Anglicare Mary Andrews Village	New South Wales	0	10	<6	n/p
Arcare Oatlands	New South Wales	<6	12	<6	n/p
Bankstown Terrace Care Community	New South Wales	<6	21	13	34
BaptistCare Bethshan Gardens Centre	New South Wales	0	34	29	63
BaptistCare George Forbes House	New South Wales	<6	25	<6	n/p
BaptistCare Warabrook Centre	New South Wales	0	31	9	40
Bathurst Riverview Care Community	New South Wales	0	9	22	31
Bayswater Gardens	New South Wales	0	<6	<6	8
Beecroft House Aged Care	New South Wales	0	7	0	7
Bilyara Hostel	New South Wales	0	25	21	46
Blacktown Terrace Care Community	New South Wales	0	26	<6	n/p
Blakehurst Aged Care Centre	New South Wales	0	<6	0	<6
Bolton Clarke Bass Hill	New South Wales	0	9	<6	n/p

Service Name	State	Resident Deaths	Resident Cases	Staff Cases	Total Cases
Bolton Clarke Cabrini	New South Wales	0	<6	0	<6
Bolton Clarke Raffles	New South Wales	0	7	<6	n/p
Bolton Clarke Willandra	New South Wales	<6	40	<6	n/p
Boronia House	New South Wales	0	7	0	7
Brother Alberts Home	New South Wales	0	40	17	57
Bupa Ashbury	New South Wales	0	<6	0	<6
Bupa Kempsey	New South Wales	0	<6	<6	7
Bupa Sutherland	New South Wales	0	<6	0	<6
Carino Care at Oatley	New South Wales	0	24	<6	n/p
Catholic Healthcare Charles O'Neill Hostel	New South Wales	0	<6	0	<6
Catholic Healthcare Holy Spirit Dubbo	New South Wales	<6	11	7	18
Catholic Healthcare Lewisham Retirement Hostel	New South Wales	0	13	<6	n/p
Catholic Healthcare McQuoin Park	New South Wales	0	0	<6	<6
Catholic Healthcare Our Lady of Loreto Gardens	New South Wales	0	20	7	27
Catholic Healthcare St Catherine's Aged Care	New South Wales	0	<6	<6	<6
Catholic Healthcare St Francis Aged Care	New South Wales	0	<6	0	<6
Catholic Healthcare St Peter's Lane Cove North	New South Wales	0	14	<6	n/p
Coffs Harbour Grange Care Community	New South Wales	0	<6	8	n/p
Columbia Aged Care Services - Strathdale Centre	New South Wales	<6	55	<6	n/p
Dougherty Apartments	New South Wales	<6	39	8	47
Durham Green Lodge Memory Care	New South Wales	0	13	<6	n/p
Estia Health Tuncurry	New South Wales	0	28	13	41
Gillawarna Village	New South Wales	0	<6	0	<6
Glenmore Park Care Community	New South Wales	0	<6	0	<6
Grasmere Terrace	New South Wales	0	<6	<6	6
Greenwich Place	New South Wales	0	8	0	8
Haddington Nursing Home	New South Wales	0	<6	0	<6

Service Name	State	Resident Deaths	Resident Cases	Staff Cases	Total Cases
HammondCare - Horsley	New South Wales	0	<6	<6	6
Harden Grange	New South Wales	0	10	9	19
Heiden Park Lodge	New South Wales	0	25	7	32
Heritage Queanbeyan	New South Wales	0	30	7	37
Hunters Hill Montefiore Home	New South Wales	<6	64	20	84
IRT William Beach Gardens	New South Wales	0	<6	<6	8
IRT Woonona	New South Wales	0	<6	<6	6
John Edmondson VC Gardens	New South Wales	0	17	6	23
Kanwal Gardens Care Community	New South Wales	0	<6	0	<6
Kanwal Springs Care Community	New South Wales	0	18	15	33
Katoomba Views Care Community	New South Wales	0	10	10	20
Killarney Vale Care Community	New South Wales	0	38	25	63
Lansdowne Gardens	New South Wales	0	<6	0	<6
Manly Hillside Care Community	New South Wales	0	<6	0	<6
Mercy Place Mount St Joseph's	New South Wales	0	<6	<6	<6
Millrace Hostel	New South Wales	0	<6	6	n/p
Mona Vale View Care Community	New South Wales	<6	29	<6	n/p
Narraweena Grove Care Community	New South Wales	0	14	<6	n/p
Our Lady Of Consolation Home	New South Wales	0	36	0	36
Our Lady Of Consolation Nursing Home	New South Wales	0	<6	<6	7
Paling Court Residential Aged Care	New South Wales	0	<6	6	n/p
Pathways Cronulla Pines	New South Wales	0	19	7	26
Peter Cosgrove House	New South Wales	0	7	<6	n/p
Quakers Hillside Care Community	New South Wales	0	12	<6	n/p
Randwick Montefiore Home	New South Wales	0	0	<6	<6
Regis Hurstville	New South Wales	0	<6	0	<6
Regis Port Macquarie	New South Wales	0	<6	0	<6

Service Name	State	Resident Deaths	Resident Cases	Staff Cases	Total Cases
Regis Port Stephens	New South Wales	0	<6	11	n/p
RSL ANZAC Village	New South Wales	0	<6	<6	<6
Russian Relief Association of St Sergius of Radonezh	New South Wales	0	<6	0	<6
Scalabrini Village Nursing Home (Austral)	New South Wales	0	22	<6	n/p
Southern Cross Care Cootamundra Residential Aged Care	New South Wales	0	28	<6	n/p
Southaven Aged Care	New South Wales	<6	<6	0	<6
Springwood Greens Care Community	New South Wales	0	<6	0	<6
St Andrew's Village Ballina	New South Wales	0	8	<6	n/p
St Hedwig Village	New South Wales	0	<6	0	<6
St Nicholas Seniors Care Centre	New South Wales	0	<6	0	<6
St Patrick's Green	New South Wales	0	20	7	27
St Vincent's Care Services Auburn	New South Wales	0	<6	0	<6
Strathearn House	New South Wales	0	<6	0	<6
SummitCare St Marys	New South Wales	0	26	<6	n/p
Sunhaven Hostel	New South Wales	0	12	7	19
The Little Sisters of the Poor Mount St Joseph's Home	New South Wales	0	11	<6	n/p
Toongabbie Terrace Care Community	New South Wales	0	11	<6	n/p
Uniting Alblas Lodge Tamworth	New South Wales	0	<6	<6	<6
Uniting Arrunga Ermington	New South Wales	0	<6	<6	<6
Uniting Autumn Lodge Butler Street	New South Wales	0	<6	0	<6
Uniting Koombahla Elmore Vale	New South Wales	0	17	6	23
Uniting Northaven Turrumurra	New South Wales	0	7	<6	n/p
Uniting Quong Tart Ashfield	New South Wales	<6	24	<6	n/p
Wallarah Point Care Community	New South Wales	0	8	0	8
Werombi Court	New South Wales	0	20	10	30
Woodlands Lodge	New South Wales	0	<6	0	<6
Woollahra Montefiore Home	New South Wales	0	<6	<6	<6

Service Name	State	Resident Deaths	Resident Cases	Staff Cases	Total Cases
Flynn Lodge	Northern Territory	0	<6	0	<6
Pearl Supported Care	Northern Territory	0	<6	0	<6
Bolton Clarke Capella Bay	Queensland	<6	57	24	81
Bolton Clarke Carrington	Queensland	0	<6	<6	<6
Bolton Clarke Cazna Gardens	Queensland	<6	12	<6	n/p
Bolton Clarke Chelsea	Queensland	0	12	<6	n/p
Bolton Clarke Inverpine	Queensland	0	<6	0	<6
Bolton Clarke Rowes Bay	Queensland	0	<6	<6	7
Bolton Clarke Seabrook	Queensland	0	<6	0	<6
Bolton Clarke The Terraces	Queensland	0	<6	<6	<6
Broadwater Grove Care Community	Queensland	0	17	15	32
Bupa Runaway Bay	Queensland	0	<6	0	<6
Burpengary Gardens Care Community	Queensland	0	<6	0	<6
Cabanda Aged Care	Queensland	0	6	7	13
Carramar Aged Care	Queensland	0	13	12	25
Central & Upper Burnett District Home for the Aged Nursing Home	Queensland	0	10	14	24
Estia Health Maroochydore	Queensland	<6	14	7	21
Infinite Care Cornubia	Queensland	0	<6	0	<6
Lutheran Services - Cooina Aged Care Centre	Queensland	0	<6	0	<6
Mercy Place Cairns (Bethlehem)	Queensland	0	0	<6	<6
Newstead Grand Care Community	Queensland	0	<6	<6	<6
Ozcare Parkwood Gardens	Queensland	<6	6	0	6
Ozcare Villa Rosalie Newstead	Queensland	0	<6	0	<6
Ozcare Villa Vincent	Queensland	0	9	6	15
Regis Holland Park	Queensland	0	7	0	7
Residency by Dillons Tin Can Bay	Queensland	0	14	10	24
Southern Cross Care Holland Park - Duhig Village	Queensland	0	<6	<6	n/p

Service Name	State	Resident Deaths	Resident Cases	Staff Cases	Total Cases
Southport Lodge	Queensland	0	18	<6	n/p
St Paul de Chartres Residential Aged Care	Queensland	0	<6	0	<6
Sunnymeade Park Aged Care Community	Queensland	0	<6	<6	<6
Sylvan Woods Nursing Home	Queensland	0	25	7	32
Alwyndor Aged Care	South Australia	0	19	<6	n/p
AnglicareSA Grange	South Australia	0	<6	0	<6
Bupa Woodville	South Australia	0	<6	0	<6
Christies Beach Residential Care Services	South Australia	0	17	9	26
Edenfield Family Care - Ramsay	South Australia	0	25	30	55
Eldercare Evanston Park	South Australia	0	35	13	48
Estia Health Encounter Bay	South Australia	<6	18	9	27
Estia Health Golden Grove	South Australia	0	<6	0	<6
Estia Health Hope Valley	South Australia	0	<6	<6	8
Estia Health Kadina	South Australia	0	8	<6	n/p
Hahndorf Residential Care Services	South Australia	0	27	11	38
Ira Parker Nursing Home	South Australia	0	9	6	15
Klemzig Residential Care Services	South Australia	0	<6	<6	<6
Lourdes Valley The Lodge Residential Care	South Australia	0	<6	0	<6
Lutheran Homes Group Fullarton	South Australia	0	6	<6	n/p
Mary Cecelia Hart Court Hostel	South Australia	<6	27	22	49
Naracoorte Health Service	South Australia	0	13	14	27
Pennwood Village	South Australia	0	13	11	24
Rose Court Aged Care Facility	South Australia	0	<6	<6	<6
Snowtown Multi-Purpose Service	South Australia	0	<6	6	n/p
The Pines Lodge Residential Care	South Australia	0	<6	0	<6
UnitingSA Wesley House Aged Care	South Australia	0	<6	<6	<6
Warrina Park Residential Aged Care Service	South Australia	0	<6	0	<6

Service Name	State	Resident Deaths	Resident Cases	Staff Cases	Total Cases
Eliza Purton	Tasmania	0	7	6	13
Medea Park Nursing Home	Tasmania	0	<6	<6	7
Peacehaven	Tasmania	0	12	9	21
Regis Tasmania - Norwood	Tasmania	0	11	7	18
Umina Park Home For The Aged	Tasmania	0	9	<6	n/p
Aeralife Northpoint	Victoria	0	11	<6	n/p
Arcare Maidstone	Victoria	0	10	<6	n/p
Ashleigh House Hostel	Victoria	0	<6	<6	<6
Baptcare - Karana Community	Victoria	<6	<6	<6	<6
Baptcare - Northaven Community	Victoria	0	<6	<6	8
Baptcare Wyndham Lodge Community	Victoria	0	33	<6	n/p
Bolton Clarke Glendale (VIC)	Victoria	0	30	9	39
Bolton Clarke Lexington Gardens	Victoria	0	19	6	25
Bolton Clarke Newmans on the Park	Victoria	<6	34	8	42
Bolton Clarke Tannoch Brae	Victoria	0	20	8	28
Bupa Ballarat	Victoria	0	20	<6	n/p
Bupa Clayton	Victoria	0	22	6	28
Bupa Eastwood	Victoria	0	8	<6	n/p
Bupa Wodonga	Victoria	0	6	<6	n/p
Calvary Elanora	Victoria	0	<6	<6	<6
Calvary Rosanna Views	Victoria	0	11	<6	n/p
Camberwell Gables Care Community	Victoria	0	<6	<6	6
Cardinia Community Aged Care	Victoria	0	6	0	6
Casey Aged Care	Victoria	0	<6	0	<6
CCSCI - On Luck Chinese Nursing Home	Victoria	0	<6	<6	<6
Centennial Lodge	Victoria	0	17	6	23
Chaffey Aged Care	Victoria	0	<6	<6	n/p

Service Name	State	Resident Deaths	Resident Cases	Staff Cases	Total Cases
Charles Brownlow Retirement Village	Victoria	0	9	9	18
Chirnside Views	Victoria	<6	33	10	43
Cooinda Lodge Nursing Home	Victoria	0	6	<6	n/p
Costa House	Victoria	<6	16	6	22
Craigcare Moonee Ponds	Victoria	0	<6	0	<6
Craigcare Plumpton Villa	Victoria	0	<6	<6	<6
Edgarley Home	Victoria	0	12	8	20
Estia Health Coolaroo	Victoria	0	<6	<6	6
Estia Health Werribee	Victoria	0	6	<6	n/p
Eva Tilley Memorial Hostel	Victoria	0	18	<6	n/p
Gibson Street Complex	Victoria	0	<6	<6	6
Glenroy Grove Care Community	Victoria	0	<6	0	<6
Golden Oaks Nursing Home	Victoria	<6	13	6	19
Hepburn House	Victoria	0	<6	<6	7
Holloway Aged Care Services	Victoria	0	8	<6	n/p
Keilor East Manor Care Community	Victoria	0	15	<6	n/p
Lakes Entrance Care Community	Victoria	0	14	<6	n/p
Lifeview Argyle Court	Victoria	0	8	7	15
Lorne Nursing Home	Victoria	0	7	<6	n/p
Luson Eden Park	Victoria	0	26	9	35
Malvern East Horizons Care Community	Victoria	0	33	<6	n/p
mecwacare Noel Miller Centre	Victoria	0	7	7	14
mecwacare Squires Place	Victoria	0	<6	0	<6
mecwacare Susan Barton House	Victoria	0	10	<6	n/p
Mercy Place Dandenong	Victoria	0	7	<6	n/p
Mercy Place Montrose	Victoria	0	<6	<6	<6
MiCare Overbeek Lodge	Victoria	0	<6	0	<6

Service Name	State	Resident Deaths	Resident Cases	Staff Cases	Total Cases
Mount Waverley Glades Care Community	Victoria	0	16	8	24
Myrtleford Lodge Aged Care	Victoria	<6	10	12	22
Napier Street Aged Care Services	Victoria	0	<6	<6	<6
Noble Gardens Residential Aged Care	Victoria	0	12	0	12
Ottoman Village Aged Care	Victoria	0	<6	0	<6
Paynesville Gardens Care Community	Victoria	0	24	13	37
Peninsula Grange Aged Care	Victoria	0	<6	<6	<6
Preston Hilltop Care Community	Victoria	0	8	<6	n/p
Rathdowne Place	Victoria	0	<6	0	<6
Regis Capel Sound	Victoria	0	<6	<6	<6
Regis Mornington	Victoria	0	11	<6	n/p
Regis Ringwood	Victoria	0	6	<6	n/p
Regis Sandringham	Victoria	0	6	<6	n/p
Somerville Gardens Care Community	Victoria	0	10	0	10
Sunlight Residential Aged Care	Victoria	0	30	0	30
Sunnyside House	Victoria	0	<6	<6	<6
Swan Hill District Nursing Home	Victoria	0	<6	<6	<6
Templestowe Woodlands Care Community	Victoria	0	19	10	29
The Views at Heidelberg	Victoria	0	<6	0	<6
Vermont Aged Care	Victoria	0	<6	<6	<6
Villa Maria Catholic Homes St Bernadette's Aged Care Residence	Victoria	0	27	<6	n/p
WARRAGUL COMMUNITY AGED CARE	Victoria	0	<6	<6	7
Warrandyte Gardens Care Community	Victoria	<6	21	15	36
Westmont Homestead	Victoria	0	<6	0	<6
Willowbrae - Melton	Victoria	0	<6	0	<6
Wintringham Ron Conn Nursing Home	Victoria	0	24	<6	n/p
Wintringham Williamstown Hostel	Victoria	0	8	0	8

Service Name	State	Resident Deaths	Resident Cases	Staff Cases	Total Cases
Yarriambiack Lodge Hostel	Victoria	0	<6	6	n/p
Yarriambiack Lodge Nursing Home	Victoria	<6	10	6	16
Acacia Living Group Menora Gardens Aged Care Facility	Western Australia	0	<6	0	<6
Aegis Amberley	Western Australia	0	<6	0	<6
Aegis Banksia Park	Western Australia	0	<6	0	<6
Aegis Hermitage	Western Australia	0	<6	<6	7
Alfred Cove Care Community	Western Australia	0	<6	<6	<6
Baptistcare Bethel	Western Australia	0	6	<6	n/p
Baptistcare David Buttfield Centre	Western Australia	0	<6	0	<6
Brightwater The Cove	Western Australia	0	0	<6	<6
Carine Parkside Care Community	Western Australia	0	19	13	32
Craigcare Maylands	Western Australia	0	17	11	28
Juniper Ella Williams	Western Australia	0	7	<6	n/p
Juniper Hilltop	Western Australia	0	<6	<6	6
Juniper The Residency	Western Australia	0	<6	0	<6
Little Sisters of the Poor Glendalough Home	Western Australia	0	<6	<6	<6
Mercy Place Mont Clare	Western Australia	0	9	<6	n/p
MercyCare Wembley Catherine McAuley	Western Australia	0	13	<6	n/p
Middle Swan Residential Care	Western Australia	0	32	11	43
MYVISTA Balcatta	Western Australia	0	15	9	24
Regents Garden Aubin Grove	Western Australia	0	<6	0	<6
Regents Garden Scarborough Condocare	Western Australia	0	22	<6	n/p
Regis Nedlands	Western Australia	0	<6	<6	<6
SwanCare Ningana	Western Australia	0	9	<6	n/p
Villa Terenzio	Western Australia	0	20	0	20