



# COVID-19 outbreaks in Australian residential aged care homes

## National snapshot

As at 8:00 am 24 July 2025, there are 1,065 active COVID-19 cases reported in 181 active outbreaks in residential aged care homes (RACHs) across Australia. There have been 94 new outbreaks, 14 new resident deaths and 1,105 combined new resident and staff cases reported since 17 July 2025.

Table 1: Aged Care COVID-19 data as at 8.00am 24 July 2025<sup>1</sup>

Category	Active <sup>2</sup>	Change in active (7 days)	Cumulative Total	Cumulative increase (7 days)
Outbreaks <sup>3</sup>	181	-17	26,673	94
RACHs affected	181	-17	2,921	0
Resident cases	777	-128	255,568	784
Resident deaths	N/A	N/A	7,539	14
Staff cases	288	-36	132,715	321

Residential aged care homes with active outbreaks are included in [Appendix](#).

Data collected from 31 March 2020 including retrospective data on outbreaks and cases from 18 February 2020.

Table 2: Overview of active outbreaks in Australia

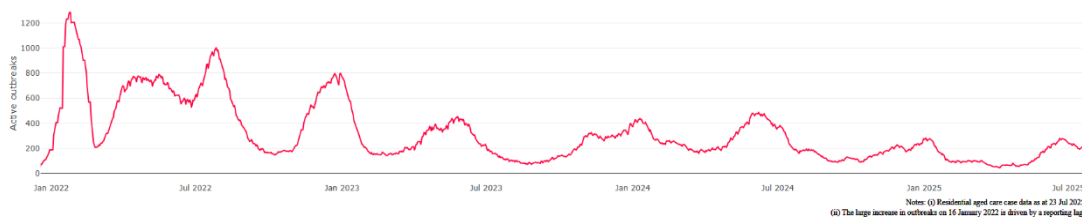
	ACT	NSW	NT	QLD	SA	TAS	VIC	WA	Total
Total RACHs with outbreaks	2	69	0	36	13	7	40	14	181
Total number of active resident cases	24	341	0	136	46	43	150	37	777
Total number of active staff cases	8	129	0	48	34	11	37	21	288
Total outbreaks opened in previous 7 days	0	35	0	20	7	1	22	9	94
Total outbreaks closed in previous 7 days	1	30	0	21	9	0	28	16	105

<sup>1</sup> Outbreak opening and closure includes changes in the status of exposure sites to outbreaks (and vice versa), which are applied retrospectively to facility records. New case information can also change the status of a recovered site back to an active outbreak site. As a result, changes in active outbreak status may not align with day-on-day variations to active totals. These adjustments will also affect the number of cases in staff and residents reported each week.

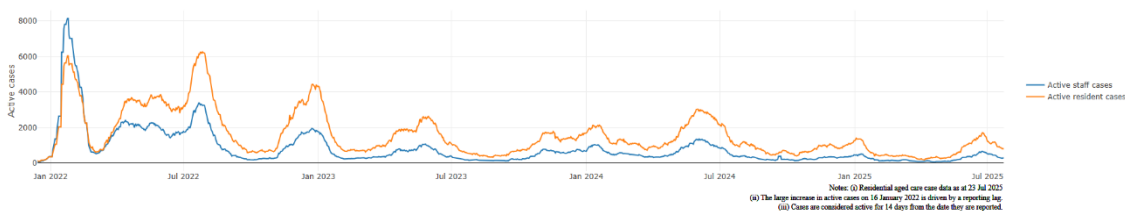
<sup>2</sup> Active residents and staff cases are the total currently positive cases in active outbreaks.

<sup>3</sup> An outbreak is considered to be active pending advice from the relevant Public Health Unit. An outbreak is defined as at least 1 (one) positive case in a resident or 2+ cases in staff.

**Figure 1: National outbreak trends in aged care – December 2021 to present**



**Figure 2: Trends in aged care cases – December 2021 to present**



## Mortality

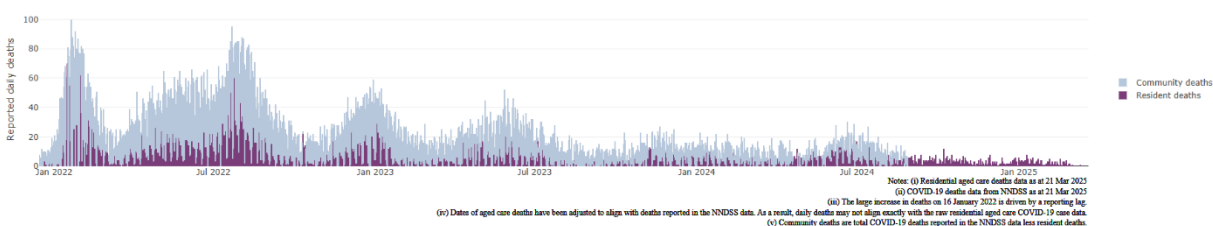
For the period of 1 January 2025 to 18 July 2025, COVID-19 is recorded as the cause of death in 0.9% of all deaths in permanent residents in aged care homes.

Since the beginning of the Omicron outbreak in mid-December<sup>4</sup> 2021, there have been 221,803 deaths in residential aged care from all causes (report period from 15 December 2021 to 18 July 2025)<sup>5</sup>. COVID-19 deaths account for 3.0% of this figure.

There has been a decrease year on year for the rate of case fatality<sup>6</sup>, from a 33% case fatality rate in resident COVID-19 cases in 2020 to 3.3% in 2022 and 1.6% in 2025.

Over the course of the pandemic, all-cause excess mortality in residential aged care was below expected numbers in 2020, and within expected range in 2021. In the first half of 2022, all-cause excess mortality in residential aged care was above the expected range. Excess mortality for the second half of the 2022 is yet to be finalised.

**Figure 3: COVID-19 deaths in RACHs overlaid with community deaths**



<sup>4</sup> The Omicron outbreak start date has been redefined from late November 2021 to mid-December 2021. Changes have been made to align reporting with the start date of Omicron published in the department's external facing Epidemiology report.

<sup>5</sup> The department is now accessing aged care deaths data from the SIEBEL dataset. Figures are live and subject to change. Source: Department of Health and Aged Care unpublished data / SIEBEL dataset.

<sup>6</sup> Case fatality calculated as total reported resident COVID-19 deaths divided by total resident COVID-19 cases.

## Workforce in active residential aged care outbreaks

As at 23 July 2025, surge workforce providers report a total of 202,348 shifts delivered in aged care services impacted by COVID-19. These shifts include roles for GPs, nurses, care workers, allied health workers, executive and ancillary staff. In the past week surge workforce providers have reported assisting 6 residential aged care home(s) and filled 187 shifts in aged care services.

**Table 3: Workforce resources supplied to RACHs**

Workforce provider	Total shifts	Previous 7 days
Aspen Medical <sup>8</sup>	33,871	168
HealthX <sup>9</sup>	38,267	0
Randstad <sup>10</sup>	1,466	19
Previous contracted providers <sup>11</sup>	128,744	N/A
<b>Total</b>	<b>202,348</b>	<b>187</b>

<sup>8</sup>Aspen Medical shift data as at 23 July 2025, reported fortnightly.

<sup>9</sup>HealthX shift data as at 2 July 2025, reported weekly.

<sup>10</sup>Randstad shift data as at 23 July 2025, reported weekly.

<sup>11</sup>Previous contracted providers include RCSA, HealthCare Australia, Mable and Torrens.

## Oral antiviral treatments

Distribution of the oral anti-viral Lagevrio (Molnupiravir) commenced on 6 February 2022 to all RACHs with outbreak sites prioritised for delivery. The National Medical Stockpile has deployed 48,269 treatment courses of Lagevrio (Molnupiravir) to RACHs.

166,423 prescriptions for Lagevrio (Molnupiravir) have been issued to residents in RACHs, with a further 25,763 prescriptions for Paxlovid (nirmatrelvir + ritonavir) also issued since 28 February 2022 and up to 30 June 2025.

*\*Note: Oral antiviral data is only being updated monthly.*

## **Vaccination in RACHs**

On 27 March 2025, recommendations for 2025 COVID-19 vaccinations were released. Recommended doses for the program are based on an individual's age and level of severe immunocompromise.

Those aged 75 years and over are recommended to get a COVID-19 vaccine dose every 6 months. Those aged over 65 years of age, and adults with severe immunocompromise are recommended to receive a COVID-19 vaccine dose every 12 months and are eligible to receive a COVID-19 vaccine dose every 6 months based on individual risk-benefit assessments. All other adults can receive a single dose this year.

Recommendations can be found on the Department of Health and Aged Care (department) website at: [ATAGI statement on the administration of COVID-19 vaccines in 2025](#)

People are encouraged to seek vaccination advice from their healthcare providers, specific to their circumstances.

People living in residential aged care are a high priority for the Government's COVID-19 vaccination program.

Older age remains the biggest risk factor for severe COVID-19 disease. Vaccination reduces the risk of severe disease and death from COVID-19.

The department is working with both the aged care and primary care sectors to ensure residents have access to the COVID-19 vaccine. The department continues to target support for RACHs to arrange COVID-19 vaccinations with local primary care providers such as GPs, community pharmacists and Aboriginal Community Controlled Health Services.

As at 23 July 2025:

- 72.3% of aged care residents have received a booster dose in the last 12 months.
- For residents over the age of 75:
  - 101,133 (57.9%) aged care residents received a booster dose in the last 6 months.
- 13,498 aged care residents have received a vaccination in the last 28 days (compared to 18,641 in the 28 days prior).

**Table 4: Aged care COVID-19 Booster Doses (data as at 23 July 2025)**

Jurisdiction	75+ with booster in last 6 months	
	Residents vaccinated	% of residents vaccinated
National	101,133	57.9%
NSW	33,129	58.7%
VIC	25,809	56.8%
QLD	20,035	57.6%
WA	9,344	57.4%
SA	8,726	58.3%
TAS	2,318	58.5%
ACT	1,560	69.1%
NT	212	52.2%

Data in this report is sourced from Australian Immunisation Register (AIR) data of residents in permanent residential aged care homes.

An updated data methodology was implemented on 14 March 2025. Aged Care AIR data as at 23 July 2025; Matched AIR data uses a snapshot of permanent residents in residential aged care homes as at 30 April 2025. The Residential Aged Care Home (RACH) Recipient ID to Medicare PIN linkage file was loaded into Health Enterprise Data Warehouse on 18 June 2025 which linked Medicare Consumer Directory data as at 30 June 2024 and RACH recipient data as at 15 March 2025.

Note: Booster doses in this report refer to any dose 2 or above administered to an individual.

## Infection control and audit

The Aged Care Quality and Safety Commission (Commission) conducts site audits and assessment contacts (site and non-site) to monitor and assess residential aged care services against the Aged Care Quality Standards (see Table 5 below). This may include conducting infection control monitoring (ICM) spot checks.

An ICM spot check involves an on-site visit to residential aged care services, without an outbreak, to observe infection control practices, to ensure that staff, management, and visitors are adhering to safe personal protective equipment protocols and to safe infection control arrangements, as required under the Quality Standards.

As at 24 July 2025, the Commission had conducted 6,105 ICM spot checks to observe infection control practices and PPE protocols in RACHs.

**Table 5: Total quality assessment and monitoring activities with residential services (including IPC), by type and month 1 March 2020 to 24 July 2025**

Regulatory Activities	2019-20 (1 Mar - 30 Jun 2020)	2020-21	2021-22	2022-23	2023-24	2024-25	2025-26 (to 24 July)	Total
Site visits	318	3,452	1,732	3,814	2,840	1,517	27	13,700
Non-site activities	3,704	8,396	6,665	1,413	487	870	23	21,559
Total activities	4,022	11,848	8,397	5,227	3,327	2,387	50	35,259

## Appendix: National residential aged care homes (RACHs) with active outbreaks COVID-19

Please note, information reported in this table has been directly reported to the department by RACHs.

'Total cases' refers to all staff and resident cases associated with the active outbreak and may not reflect the count of currently active cases.

Where numbers have been incorrectly reported, RACHs are able to correct these in the COVID-19 Support Portal through My Aged Care.

Where a RACH is reporting less than six resident or staff cases or less than six deaths, data has been suppressed to protect the privacy of affected individuals (note that "n/p" indicates data is not provided to protect privacy).

Data below for individual services is as at 24 July 2025.

Service Name	State	Resident Deaths	Resident Cases	Staff Cases	Total Cases
<b>Adria Village Ltd</b>	Australian Capital Territory	0	27	7	34
<b>Warrigal Hughes</b>	Australian Capital Territory	0	15	<6	n/p
<b>Abbey House Aged Care</b>	New South Wales	0	17	<6	n/p
<b>Abernethy Nursing Home</b>	New South Wales	0	<6	<6	<6
<b>Advantaged Care at Georges Manor</b>	New South Wales	0	<6	0	<6
<b>Anglicare Brian King Gardens</b>	New South Wales	0	<6	<6	<6
<b>Anglicare Farrer Brown Court</b>	New South Wales	0	<6	<6	<6
<b>Anglicare Lemongrove Gardens</b>	New South Wales	0	<6	0	<6
<b>Anglicare Marcus Loane House</b>	New South Wales	0	25	8	33
<b>Anglicare Mildred Symons House</b>	New South Wales	0	<6	0	<6
<b>Anglicare Porter Lodge</b>	New South Wales	0	<6	0	<6
<b>BaptistCare Morven Gardens Centre</b>	New South Wales	0	6	<6	n/p
<b>BaptistCare Orana Centre</b>	New South Wales	0	9	<6	n/p
<b>Bolton Clarke Gosling Creek</b>	New South Wales	0	<6	<6	<6
<b>Bolton Clarke Macquarie View - Bolton Point</b>	New South Wales	0	<6	0	<6
<b>Bossley Parkside Care Community</b>	New South Wales	<6	10	<6	n/p
<b>Brother Alberts Home</b>	New South Wales	0	59	26	85
<b>Buckland</b>	New South Wales	0	<6	<6	<6
<b>Bupa Armidale</b>	New South Wales	0	13	6	19

Service Name	State	Resident Deaths	Resident Cases	Staff Cases	Total Cases
<b>Bupa Ashfield</b>	New South Wales	0	<6	0	<6
<b>Bupa Ballina</b>	New South Wales	0	34	16	50
<b>Bupa Sutherland</b>	New South Wales	0	<6	0	<6
<b>Cameron Park Care Community</b>	New South Wales	0	13	<6	n/p
<b>Canterbury Place Care Community</b>	New South Wales	0	14	<6	n/p
<b>Carino Care at Russell Lea</b>	New South Wales	0	<6	<6	6
<b>Catholic Healthcare Charles O'Neill Hostel</b>	New South Wales	0	20	<6	n/p
<b>Catholic Healthcare McQuoin Park</b>	New South Wales	0	0	7	7
<b>Catholic Healthcare Percy Miles Villa</b>	New South Wales	0	13	<6	n/p
<b>Cooinda</b>	New South Wales	0	<6	<6	<6
<b>Cooinda Aged Care</b>	New South Wales	0	<6	<6	<6
<b>Dellacourt</b>	New South Wales	0	18	10	28
<b>Estia Health St Ives</b>	New South Wales	0	24	7	31
<b>Estia Health Willoughby</b>	New South Wales	0	<6	0	<6
<b>Gallipoli Home</b>	New South Wales	0	18	<6	n/p
<b>Glenmore Park Care Community</b>	New South Wales	0	<6	0	<6
<b>Green Hills Residential Care Service</b>	New South Wales	0	<6	0	<6
<b>Greenhill Manor</b>	New South Wales	0	7	<6	n/p
<b>Haddington Nursing Home</b>	New South Wales	0	11	11	22
<b>HammondCare - Cardiff</b>	New South Wales	0	<6	<6	7
<b>HammondCare - Woy Woy</b>	New South Wales	0	10	6	16
<b>Heritage Botany</b>	New South Wales	0	12	0	12
<b>Heritage Illawong</b>	New South Wales	0	8	<6	n/p
<b>Hunters Hill Montefiore Home</b>	New South Wales	0	9	7	16
<b>IRT Five Islands</b>	New South Wales	0	7	<6	n/p
<b>IRT Tarrawanna Care Centre</b>	New South Wales	0	<6	0	<6



Service Name	State	Resident Deaths	Resident Cases	Staff Cases	Total Cases
<b>IRT Woonona</b>	New South Wales	0	7	9	16
<b>James Milson Village North Sydney</b>	New South Wales	0	10	<6	n/p
<b>Kanwal Springs Care Community</b>	New South Wales	0	21	16	37
<b>Kintyre Lodge - Dubbo</b>	New South Wales	<6	<6	<6	<6
<b>Lansdowne Gardens</b>	New South Wales	0	0	<6	<6
<b>Minchinbury Manor</b>	New South Wales	0	<6	0	<6
<b>Our Lady Mercy Place Harris Park</b>	New South Wales	<6	13	<6	n/p
<b>Randwick Montefiore Home</b>	New South Wales	0	0	<6	<6
<b>Regis Port Stephens</b>	New South Wales	0	28	8	36
<b>RFBi Armidale Masonic Village</b>	New South Wales	0	<6	<6	<6
<b>Southaven Aged Care</b>	New South Wales	0	<6	0	<6
<b>Springwood Greens Care Community</b>	New South Wales	0	<6	0	<6
<b>St Elizabeth Home</b>	New South Wales	0	<6	<6	<6
<b>St Ives House</b>	New South Wales	0	6	<6	n/p
<b>St Lukes Nursing Home</b>	New South Wales	0	14	<6	n/p
<b>St Patrick's Green</b>	New South Wales	0	27	8	35
<b>St Vincent's Care Services Heathcote</b>	New South Wales	0	<6	0	<6
<b>SummitCare St Marys</b>	New South Wales	0	<6	<6	<6
<b>Toongabbie Terrace Care Community</b>	New South Wales	0	21	7	28
<b>Turramurra House Nursing Home</b>	New South Wales	0	13	<6	n/p
<b>Uniting Bowden Brae Normanhurst</b>	New South Wales	0	<6	0	<6
<b>Uniting Gerringong</b>	New South Wales	0	22	<6	n/p
<b>Uniting Lindsay Gardens Hamilton</b>	New South Wales	0	17	8	25
<b>Uniting McKay House Tamworth</b>	New South Wales	0	6	0	6
<b>Uniting Mullauna Blacktown</b>	New South Wales	0	<6	0	<6
<b>Whiddon Moree</b>	New South Wales	0	<6	<6	<6

Service Name	State	Resident Deaths	Resident Cases	Staff Cases	Total Cases
Akooramak Care of Older Persons	Queensland	0	9	6	15
Arcare Parkwood	Queensland	0	17	<6	n/p
Arcare Pimpama	Queensland	0	<6	0	<6
Arcare Springwood	Queensland	0	6	<6	n/p
Blue Care Brassall Aged Care Facility	Queensland	0	<6	0	<6
Blue Care Bundaberg Riverlea Aged Care Facility	Queensland	0	<6	<6	6
Blue Care Carina Aged Care Facility	Queensland	0	<6	7	n/p
Bolton Clarke Carrington	Queensland	0	<6	0	<6
Bolton Clarke Cazna Gardens	Queensland	0	0	<6	<6
Bolton Clarke Moreton Shores	Queensland	0	<6	<6	<6
Bolton Clarke Sandbrook	Queensland	0	<6	0	<6
Bolton Clarke Sunset Ridge	Queensland	0	<6	<6	<6
Burpengary Gardens Care Community	Queensland	0	15	<6	n/p
Churches of Christ Toowoomba Aged Care Service	Queensland	0	<6	<6	<6
De Paul Villa Aged Care	Queensland	0	17	7	24
Estia Health Robina	Queensland	0	7	<6	n/p
Estia Health Southport	Queensland	0	6	0	6
Infinite Care Cleveland	Queensland	<6	<6	<6	<6
Infinite Care Ipswich	Queensland	0	13	<6	n/p
Kawana Waters Care Community	Queensland	0	6	<6	n/p
Kirra Beach Care Community	Queensland	0	<6	0	<6
Lions Haven For The Aged	Queensland	0	8	<6	n/p
MiCare Prins Willem Alexander Lodge	Queensland	0	16	<6	n/p
North Lakes Terrace Care Community	Queensland	0	<6	0	<6
Ozcare Bakhita Villa Aged Care Facility	Queensland	0	9	0	9
Ozcare Innisfail	Queensland	0	9	8	17

Service Name	State	Resident Deaths	Resident Cases	Staff Cases	Total Cases
<b>Ozcare Villa Rosalie Newstead</b>	Queensland	0	10	<6	n/p
<b>Paradise Lakes Care Centre</b>	Queensland	0	12	<6	n/p
<b>Redcliffe Aged Care Service</b>	Queensland	0	<6	<6	<6
<b>Regis Home Hill</b>	Queensland	0	<6	<6	6
<b>Rockpool RAC Morayfield</b>	Queensland	0	<6	<6	6
<b>Rockpool Songbird Oxley</b>	Queensland	0	11	<6	n/p
<b>Southern Cross Care Facility Caloundra</b>	Queensland	0	<6	<6	<6
<b>Springwood Terrace Care Community</b>	Queensland	0	20	<6	n/p
<b>St Vincent's Care Services Southport</b>	Queensland	0	<6	0	<6
<b>The Oaks Residential Aged Care Facility</b>	Queensland	0	6	<6	n/p
<b>ACH Group Residential Care - Kapara</b>	South Australia	0	8	6	14
<b>AnglicareSA Grange</b>	South Australia	0	12	0	12
<b>Eldercare Acacia Court</b>	South Australia	0	6	<6	n/p
<b>Eldercare Allambi</b>	South Australia	0	14	0	14
<b>Eldercare The Village</b>	South Australia	0	<6	<6	<6
<b>Estia Health Encounter Bay</b>	South Australia	<6	7	18	25
<b>Kalyra Woodcroft Aged Care</b>	South Australia	0	<6	0	<6
<b>Linsell Lodge Aged Care Facility</b>	South Australia	0	0	<6	<6
<b>Lutheran Homes Group Fullarton</b>	South Australia	0	24	<6	n/p
<b>St Basil's Aegean Village</b>	South Australia	0	<6	0	<6
<b>The House of Saint Hilarion</b>	South Australia	0	<6	<6	6
<b>The Philip Kennedy Centre Residential Care</b>	South Australia	0	<6	0	<6
<b>Wirraminna Care Residential Aged Care</b>	South Australia	0	0	<6	<6
<b>Mary Ogilvy Home (A)</b>	Tasmania	0	9	<6	n/p
<b>Medea Park Nursing Home</b>	Tasmania	0	12	7	19
<b>Mt St Vincent</b>	Tasmania	0	6	7	13

Service Name	State	Resident Deaths	Resident Cases	Staff Cases	Total Cases
Peacehaven	Tasmania	0	46	12	58
Umina Park Home For The Aged	Tasmania	<6	68	27	95
Uniting AgeWell Queenborough Rise	Tasmania	<6	<6	<6	6
Wynyard Care Centre	Tasmania	0	<6	<6	<6
Aeralife Bayswater	Victoria	0	<6	0	<6
Altona Gardens Care Community	Victoria	0	24	10	34
Baptcare - Karana Community	Victoria	0	14	<6	n/p
Beechworth Health Service Residential Care Program	Victoria	<6	<6	<6	<6
Berengarra	Victoria	0	7	0	7
Bolton Clarke Greenview	Victoria	0	13	<6	n/p
Bolton Clarke Medina Manor	Victoria	0	<6	0	<6
Bolton Clarke Montclair	Victoria	0	12	<6	n/p
Bolton Clarke Sutton Park	Victoria	0	<6	0	<6
Bupa Kyneton	Victoria	0	9	6	15
Bupa Wodonga	Victoria	0	<6	0	<6
CCSSCI - On Luck Chinese Nursing Home	Victoria	0	22	6	28
Chelsea Manor Care Community	Victoria	0	7	<6	n/p
Craigcare Pascoe Vale	Victoria	0	31	<6	n/p
Donwood Nursing Home	Victoria	0	6	<6	n/p
Estia Health Coolaroo	Victoria	0	<6	0	<6
Estia Health Kangaroo Flat	Victoria	0	<6	<6	<6
Estia Health Werribee	Victoria	0	<6	<6	<6
Eva Tilley Memorial Hostel	Victoria	<6	40	6	46
Gibson Street Complex	Victoria	0	8	6	14
Glenroy Grove Care Community	Victoria	0	<6	0	<6
Homewood Residential Aged Care	Victoria	0	13	0	13

Service Name	State	Resident Deaths	Resident Cases	Staff Cases	Total Cases
Lakes Entrance Care Community	Victoria	0	19	6	25
Lyndoch Hostel	Victoria	0	<6	<6	7
mecwacare Elstoft House	Victoria	0	<6	0	<6
mecwacare Malvern Centre	Victoria	0	<6	<6	<6
mecwacare Susan Barton House	Victoria	0	20	15	35
Mt Eliza Gardens Aged Care	Victoria	0	<6	0	<6
Olivet Aged Persons Home	Victoria	0	12	0	12
Regis Blackburn	Victoria	0	6	0	6
Somerville Gardens Care Community	Victoria	0	20	0	20
Swan Hill District Nursing Home	Victoria	0	7	<6	n/p
Templestowe Woodlands Care Community	Victoria	0	<6	0	<6
The Belmont Residential Aged Care	Victoria	0	8	0	8
The Birches	Victoria	0	<6	0	<6
Uniting AgeWell Kalkee Nangatta	Victoria	0	12	<6	n/p
Victoria Grange Residential Aged Care Facility	Victoria	0	6	<6	n/p
Walmsley Aged Care	Victoria	0	<6	0	<6
WARRAGUL COMMUNITY AGED CARE	Victoria	0	11	<6	n/p
Weary Dunlop Retirement Village	Victoria	<6	25	10	35
Aegis Banksia Park	Western Australia	0	<6	<6	9
Aegis Greenfields	Western Australia	0	<6	0	<6
Aegis Parkview	Western Australia	0	<6	<6	<6
Aegis Stirling	Western Australia	0	<6	<6	<6
Baptistcare David Buttfield Centre	Western Australia	0	20	11	31
Bunbury Gardens Care Community	Western Australia	0	<6	<6	<6
Craigcare Albany	Western Australia	0	7	<6	n/p
Juniper Karinya	Western Australia	0	<6	<6	<6

Service Name	State	Resident Deaths	Resident Cases	Staff Cases	Total Cases
<b>MercyCare Kelmscott</b>	Western Australia	0	<6	0	<6
<b>Morawa/Perenjori Multi-Purpose Service</b>	Western Australia	0	<6	<6	<6
<b>Nazareth House Geraldton</b>	Western Australia	0	16	14	30
<b>Regents Garden Residential Aged Care Resort - Lake Joondalup</b>	Western Australia	0	11	<6	n/p
<b>Regis Bunbury</b>	Western Australia	0	9	6	15
<b>St Vincent's Aged Care</b>	Western Australia	0	13	<6	n/p