



# COVID-19 outbreaks in Australian residential aged care homes

## National snapshot

As at 8:00 am 17 July 2025, there are 1,319 active COVID-19 cases reported in 223 active outbreaks in residential aged care homes (RACHs) across Australia. There have been 98 new outbreaks, 27 new resident deaths and 1,469 combined new resident and staff cases reported since 10 July 2025.

Table 1: Aged Care COVID-19 data as at 8.00am 17 July 2025<sup>1</sup>

Category	Active <sup>2</sup>	Change in active (7 days)	Cumulative Total	Cumulative increase (7 days)
Outbreaks <sup>3</sup>	223	-15	26,575	98
RACHs affected	223	-15	2,921	1
Resident cases	967	-229	254,787	1,083
Resident deaths	N/A	N/A	7,525	27
Staff cases	352	-118	132,395	386

Residential aged care homes with active outbreaks are included in [Appendix](#).

Data collected from 31 March 2020 including retrospective data on outbreaks and cases from 18 February 2020.

Table 2: Overview of active outbreaks in Australia

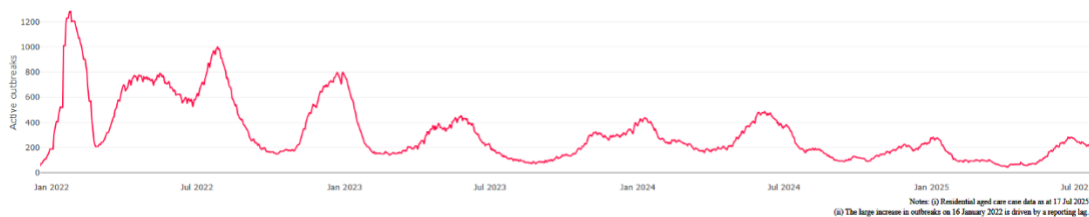
	ACT	NSW	NT	QLD	SA	TAS	VIC	WA	Total
Total RACHs with outbreaks	3	70	0	38	25	6	55	26	223
Total number of active resident cases	36	361	0	133	82	44	205	106	967
Total number of active staff cases	11	139	0	48	19	30	54	51	352
Total outbreaks opened in previous 7 days	3	32	0	20	9	4	23	7	98
Total outbreaks closed in previous 7 days	2	44	1	11	13	1	36	6	114

<sup>1</sup> Outbreak opening and closure includes changes in the status of exposure sites to outbreaks (and vice versa), which are applied retrospectively to facility records. New case information can also change the status of a recovered site back to an active outbreak site. As a result, changes in active outbreak status may not align with day-on-day variations to active totals. These adjustments will also affect the number of cases in staff and residents reported each week.

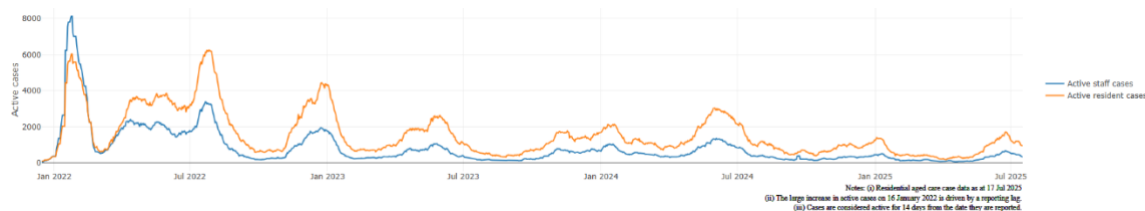
<sup>2</sup> Active residents and staff cases are the total currently positive cases in active outbreaks.

<sup>3</sup> An outbreak is considered to be active pending advice from the relevant Public Health Unit. An outbreak is defined as at least 1 (one) positive case in a resident or 2+ cases in staff.

**Figure 1: National outbreak trends in aged care – December 2021 to present**



**Figure 2: Trends in aged care cases – December 2021 to present**



## Mortality

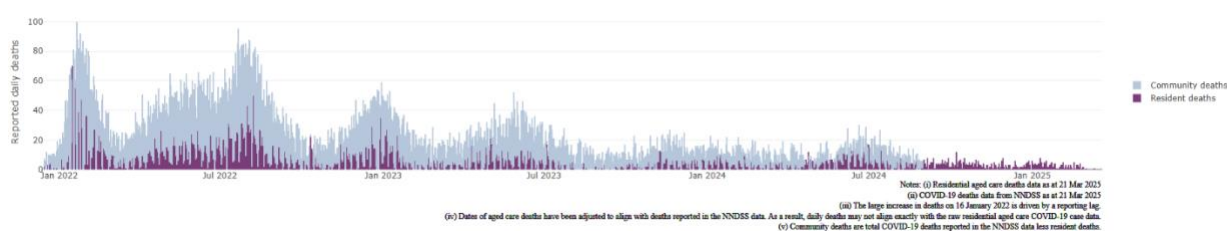
For the period of 1 January 2025 to 12 July 2025, COVID-19 is recorded as the cause of death in 0.9% of all deaths in permanent residents in aged care homes.

Since the beginning of the Omicron outbreak in mid-December<sup>4</sup> 2021, there have been 220,590 deaths in residential aged care from all causes (report period from 15 December 2021 to 12 July 2025)<sup>5</sup>. COVID-19 deaths account for 3.0% of this figure.

There has been a decrease year on year for the rate of case fatality<sup>6</sup>, from a 33% case fatality rate in resident COVID-19 cases in 2020 to 3.3% in 2022 and 1.6% in 2025.

Over the course of the pandemic, all-cause excess mortality in residential aged care was below expected numbers in 2020, and within expected range in 2021. In the first half of 2022, all-cause excess mortality in residential aged care was above the expected range. Excess mortality for the second half of the 2022 is yet to be finalised.

**Figure 3: COVID-19 deaths in RACHs overlaid with community deaths**



<sup>4</sup> The Omicron outbreak start date has been redefined from late November 2021 to mid-December 2021. Changes have been made to align reporting with the start date of Omicron published in the department's external facing Epidemiology report.

<sup>5</sup> The department is now accessing aged care deaths data from the SIEBEL dataset. Figures are live and subject to change. Source: Department of Health and Aged Care unpublished data / SIEBEL dataset.

<sup>6</sup> Case fatality calculated as total reported resident COVID-19 deaths divided by total resident COVID-19 cases.

## Workforce in active residential aged care outbreaks

As at 16 July 2025, surge workforce providers report a total of 202,161 shifts delivered in aged care services impacted by COVID-19. These shifts include roles for GPs, nurses, care workers, allied health workers, executive and ancillary staff. In the past week surge workforce providers have reported assisting 2 residential aged care home(s) and filled 34 shifts in aged care services.

**Table 3: Workforce resources supplied to RACHs**

Workforce provider	Total shifts	Previous 7 days
Aspen Medical <sup>8</sup>	33,703	N/A
HealthX <sup>9</sup>	38,267	0
Randstad <sup>10</sup>	1,447	34
Previous contracted providers <sup>11</sup>	128,744	N/A
<b>Total</b>	<b>202,161</b>	<b>34</b>

<sup>8</sup>Aspen Medical shift data as at 9 July 2025, reported fortnightly.

<sup>9</sup>HealthX shift data as at 16 July 2025, reported weekly.

<sup>10</sup>Randstad shift data as at 16 July 2025, reported weekly.

<sup>11</sup>Previous contracted providers include RCSA, HealthCare Australia, Mable and Torrens.

## Oral antiviral treatments

Distribution of the oral anti-viral Lagevrio (Molnupiravir) commenced on 6 February 2022 to all RACHs with outbreak sites prioritised for delivery. The National Medical Stockpile has deployed 48,269 treatment courses of Lagevrio (Molnupiravir) to RACHs.

166,423 prescriptions for Lagevrio (Molnupiravir) have been issued to residents in RACHs, with a further 25,763 prescriptions for Paxlovid (nirmatrelvir + ritonavir) also issued since 28 February 2022 and up to 30 June 2025.

*\*Note: Oral antiviral data is only being updated monthly.*

## **Vaccination in RACHs**

On 27 March 2025, recommendations for 2025 COVID-19 vaccinations were released. Recommended doses for the program are based on an individual's age and level of severe immunocompromise.

Those aged 75 years and over are recommended to get a COVID-19 vaccine dose every 6 months. Those aged over 65 years of age, and adults with severe immunocompromise are recommended to receive a COVID-19 vaccine dose every 12 months and are eligible to receive a COVID-19 vaccine dose every 6 months based on individual risk-benefit assessments. All other adults can receive a single dose this year.

Recommendations can be found on the Department of Health and Aged Care (department) website at: [ATAGI statement on the administration of COVID-19 vaccines in 2025](#)

People are encouraged to seek vaccination advice from their healthcare providers, specific to their circumstances.

People living in residential aged care are a high priority for the Government's COVID-19 vaccination program.

Older age remains the biggest risk factor for severe COVID-19 disease. Vaccination reduces the risk of severe disease and death from COVID-19.

The department is working with both the aged care and primary care sectors to ensure residents have access to the COVID-19 vaccine. The department continues to target support for RACHs to arrange COVID-19 vaccinations with local primary care providers such as GPs, community pharmacists and Aboriginal Community Controlled Health Services.

As at 16 July 2025:

- 72.4% of aged care residents have received a booster dose in the last 12 months.
- For residents over the age of 75:
  - 103,249 (58.5%) aged care residents received a booster dose in the last 6 months.
- 15,113 aged care residents have received a vaccination in the last 28 days (compared to 18,410 in the 28 days prior).

**Table 4: Aged care COVID-19 Booster Doses (data as at 16 July 2025)**

Jurisdiction	75+ with booster in last 6 months	
	Residents vaccinated	% of residents vaccinated
National	102,119	58.5%
NSW	33,604	59.5%
VIC	25,887	57.0%
QLD	19,965	57.4%
WA	9,593	59.0%
SA	8,891	59.4%
TAS	2,345	59.3%
ACT	1,622	71.9%
NT	212	52.2%

Data in this report is sourced from Australian Immunisation Register (AIR) data of residents in permanent residential aged care homes.

An updated data methodology was implemented on 14 March 2025. Aged Care AIR data as at 16 July 2025; Matched AIR data uses a snapshot of permanent residents in residential aged care homes as at 30 April 2025. The Residential Aged Care Home (RACH) Recipient ID to Medicare PIN linkage file was loaded into Health Enterprise Data Warehouse on 18 June 2025 which linked Medicare Consumer Directory data as at 30 June 2024 and RACH recipient data as at 15 March 2025.

Note: Booster doses in this report refer to any dose 2 or above administered to an individual.

## Infection control and audit

The Aged Care Quality and Safety Commission (Commission) conducts site audits and assessment contacts (site and non-site) to monitor and assess residential aged care services against the Aged Care Quality Standards (see Table 5 below). This may include conducting infection control monitoring (ICM) spot checks.

An ICM spot check involves an on-site visit to residential aged care services, without an outbreak, to observe infection control practices, to ensure that staff, management, and visitors are adhering to safe personal protective equipment protocols and to safe infection control arrangements, as required under the Quality Standards.

As at 17 July 2025, the Commission had conducted 6,105 ICM spot checks to observe infection control practices and PPE protocols in RACHs.

**Table 5: Total quality assessment and monitoring activities with residential services (including IPC), by type and month 1 March 2020 to 17 July 2025**

Regulatory Activities	2019-20 (1 Mar - 30 Jun 2020)	2020-21	2021-22	2022-23	2023-24	2024-25	2025-26 (to 17 July)	Total
Site visits	318	3,452	1,732	3,814	2,840	1,517	15	13,688
Non-site activities	3,704	8,396	6,665	1,413	487	856	18	21,540
Total activities	4,022	11,848	8,397	5,227	3,327	2,373	33	35,228

## Appendix: National residential aged care homes (RACHs) with active outbreaks COVID-19

Please note, information reported in this table has been directly reported to the department by RACHs.

'Total cases' refers to all staff and resident cases associated with the active outbreak and may not reflect the count of currently active cases.

Where numbers have been incorrectly reported, RACHs are able to correct these in the COVID-19 Support Portal through My Aged Care.

Where a RACH is reporting less than six resident or staff cases or less than six deaths, data has been suppressed to protect the privacy of affected individuals (note that "n/p" indicates data is not provided to protect privacy).

Data below for individual services is as at 17 July 2025.

Service Name	State	Resident Deaths	Resident Cases	Staff Cases	Total Cases
<b>Adria Village Ltd</b>	Australian Capital Territory	0	17	<6	n/p
<b>BaptistCare Griffith</b>	Australian Capital Territory	0	16	11	27
<b>Warrigal Hughes</b>	Australian Capital Territory	0	11	<6	n/p
<b>Abbey House Aged Care</b>	New South Wales	0	15	<6	n/p
<b>Advantaged Care at Barden Lodge</b>	New South Wales	0	<6	0	<6
<b>Anglicare Barry Marsh House</b>	New South Wales	0	<6	<6	<6
<b>Anglicare Eileen Armstrong House</b>	New South Wales	0	9	<6	n/p
<b>Anglicare Marcus Loane House</b>	New South Wales	0	25	8	33
<b>Anglicare Mildred Symons House</b>	New South Wales	0	22	<6	n/p
<b>BaptistCare Bethshan Gardens Centre</b>	New South Wales	<6	36	35	71
<b>BaptistCare Morven Gardens Centre</b>	New South Wales	0	<6	<6	<6
<b>Bathurst Riverview Care Community</b>	New South Wales	0	26	33	59
<b>Beecroft House Aged Care</b>	New South Wales	0	14	<6	n/p
<b>Bethel Lodge</b>	New South Wales	0	<6	0	<6
<b>Bolton Clarke Bass Hill</b>	New South Wales	<6	14	<6	n/p
<b>Bolton Clarke Willowdale</b>	New South Wales	0	19	<6	n/p
<b>Bossley Parkside Care Community</b>	New South Wales	0	8	<6	n/p
<b>Brother Alberts Home</b>	New South Wales	0	54	26	80
<b>Bupa Ashfield</b>	New South Wales	0	<6	0	<6

Service Name	State	Resident Deaths	Resident Cases	Staff Cases	Total Cases
<b>Bupa Ballina</b>	New South Wales	0	19	<6	n/p
<b>Bupa Sutherland</b>	New South Wales	0	<6	0	<6
<b>Cameron Park Care Community</b>	New South Wales	0	13	<6	n/p
<b>Carino Care at Russell Lea</b>	New South Wales	0	<6	<6	<6
<b>Catholic Healthcare Charles O'Neill Hostel</b>	New South Wales	0	18	<6	n/p
<b>Catholic Healthcare McQuoin Park</b>	New South Wales	0	0	6	6
<b>Catholic Healthcare Percy Miles Villa</b>	New South Wales	0	7	<6	n/p
<b>Catholic Healthcare St Catherine's Aged Care</b>	New South Wales	0	27	6	33
<b>Coffs Harbour Grange Care Community</b>	New South Wales	0	<6	9	n/p
<b>Coffs Harbour Legacy Nursing Home</b>	New South Wales	0	<6	<6	6
<b>Columbia Aged Care Services - Strathdale Centre</b>	New South Wales	<6	55	<6	n/p
<b>Estia Health Epping - The Poplars</b>	New South Wales	0	<6	<6	<6
<b>Gallipoli Home</b>	New South Wales	0	17	0	17
<b>Green Hills Residential Care Service</b>	New South Wales	0	<6	0	<6
<b>Greenhill Manor</b>	New South Wales	0	7	<6	n/p
<b>Haddington Nursing Home</b>	New South Wales	0	11	11	22
<b>HammondCare - Cardiff</b>	New South Wales	0	<6	<6	6
<b>HammondCare - Woy Woy</b>	New South Wales	0	<6	6	n/p
<b>HammondCare Scarborough</b>	New South Wales	0	<6	0	<6
<b>Harden Multi-Purpose Service</b>	New South Wales	0	13	8	21
<b>Heritage Botany</b>	New South Wales	0	11	0	11
<b>Hunters Hill Montefiore Home</b>	New South Wales	0	8	<6	n/p
<b>IRT Five Islands</b>	New South Wales	0	7	<6	n/p
<b>IRT Woonona</b>	New South Wales	0	7	8	15
<b>Kanwal Gardens Care Community</b>	New South Wales	0	6	<6	n/p
<b>Kanwal Springs Care Community</b>	New South Wales	0	20	16	36



Service Name	State	Resident Deaths	Resident Cases	Staff Cases	Total Cases
Killarney Vale Care Community	New South Wales	<6	39	32	71
Kintyre Lodge - Dubbo	New South Wales	<6	<6	<6	<6
Markmoran at Vacluse	New South Wales	0	<6	<6	6
Meadowbank Grove Care Community	New South Wales	0	<6	0	<6
Minchinbury Manor	New South Wales	0	<6	0	<6
Mona Vale View Care Community	New South Wales	<6	30	<6	n/p
Mountain View Lodge Hostel	New South Wales	0	<6	<6	6
Murray Haven Hostel	New South Wales	0	<6	0	<6
Our Lady Mercy Place Harris Park	New South Wales	0	<6	<6	<6
Peter Cosgrove House	New South Wales	0	15	<6	n/p
Regis Port Stephens	New South Wales	0	28	8	36
Rocky Point Residence	New South Wales	0	<6	<6	<6
Sienna Grange Aged Care	New South Wales	0	<6	<6	<6
St Lukes Nursing Home	New South Wales	0	14	<6	n/p
St Patrick's Green	New South Wales	0	27	8	35
SummitCare St Marys	New South Wales	0	28	<6	n/p
Toongabbie Terrace Care Community	New South Wales	0	16	<6	n/p
Touriandi Limited	New South Wales	0	17	8	25
Turramurra House Nursing Home	New South Wales	0	<6	0	<6
Uniting Arrunga Ermington	New South Wales	0	<6	<6	<6
Uniting Caroon Jarman Goonellabah	New South Wales	0	<6	<6	<6
Uniting McKay House Tamworth	New South Wales	0	6	0	6
Uniting Pacifica Nambucca Heads	New South Wales	0	<6	6	n/p
Uniting The Marion Leichhardt	New South Wales	0	12	0	12
Uniting Westmead	New South Wales	0	<6	8	n/p
Wallarah Point Care Community	New South Wales	0	22	11	33

Service Name	State	Resident Deaths	Resident Cases	Staff Cases	Total Cases
Werombi Court	New South Wales	0	<6	0	<6
Whiddon Moree	New South Wales	0	<6	<6	<6
Akooramak Care of Older Persons	Queensland	0	<6	<6	8
Arcare Springwood	Queensland	0	<6	<6	6
Blue Care Mackay Homefield Aged Care Facility	Queensland	0	<6	6	n/p
Blue Care Rothwell Nazarene Aged Care Facility	Queensland	0	<6	0	<6
Bolton Clarke Carrington	Queensland	0	<6	0	<6
Bolton Clarke Cazna Gardens	Queensland	0	0	<6	<6
Bolton Clarke Milford Grange	Queensland	0	<6	0	<6
Bolton Clarke Moreton Shores	Queensland	0	<6	<6	<6
Bolton Clarke Rows Bay	Queensland	<6	<6	0	<6
Bolton Clarke Sandbrook	Queensland	0	<6	0	<6
Bolton Clarke Sunset Ridge	Queensland	0	<6	<6	<6
Bupa Runaway Bay	Queensland	0	24	6	30
Burpengary Gardens Care Community	Queensland	0	14	<6	n/p
Cabanda Aged Care	Queensland	<6	10	9	19
Caravonica Waters	Queensland	0	<6	0	<6
Churches of Christ Toowoomba Aged Care Service	Queensland	0	<6	<6	<6
De Paul Villa Aged Care	Queensland	0	10	<6	n/p
Estia Health Gold Coast	Queensland	0	<6	0	<6
Forest Lake Lodge	Queensland	<6	24	<6	n/p
Infinite Care Cleveland	Queensland	0	<6	0	<6
Kawana Waters Care Community	Queensland	0	<6	0	<6
Lions Haven For The Aged	Queensland	0	8	<6	n/p
Lutheran Services - Immanuel Gardens	Queensland	0	11	<6	n/p
Lutheran Services - Wahroonga	Queensland	0	<6	<6	7

Service Name	State	Resident Deaths	Resident Cases	Staff Cases	Total Cases
<b>Mercy Place Cairns (Bethlehem)</b>	Queensland	0	<6	0	<6
<b>MiCare Prins Willem Alexander Lodge</b>	Queensland	0	14	<6	n/p
<b>Ozcare Villa Rosalie Newstead</b>	Queensland	0	<6	<6	<6
<b>Ozcare Villa Vincent</b>	Queensland	<6	52	23	75
<b>Palm Lake Care Bargara</b>	Queensland	<6	35	13	48
<b>Paradise Lakes Care Centre</b>	Queensland	0	<6	<6	7
<b>Redcliffe Aged Care Service</b>	Queensland	0	<6	<6	<6
<b>Regis Home Hill</b>	Queensland	0	<6	<6	6
<b>Rockpool Songbird Oxley</b>	Queensland	0	11	<6	n/p
<b>Springwood Terrace Care Community</b>	Queensland	0	12	<6	n/p
<b>St Paul de Chartres Residential Aged Care</b>	Queensland	0	<6	0	<6
<b>St Vincent's Care Services Southport</b>	Queensland	0	<6	0	<6
<b>Torbay</b>	Queensland	0	<6	0	<6
<b>Wongaburra Garden Settlement Hostel</b>	Queensland	0	<6	<6	8
<b>ACH Group Residential Care - Colton Court</b>	South Australia	0	<6	<6	8
<b>AnglicareSA Grange</b>	South Australia	0	12	0	12
<b>Dunbar Homes Salisbury</b>	South Australia	0	<6	<6	9
<b>Edenfield Family Care West Park</b>	South Australia	<6	10	0	10
<b>Eldercare Acacia Court</b>	South Australia	0	<6	<6	6
<b>Eldercare Allambi</b>	South Australia	0	<6	0	<6
<b>Eldercare Cottage Grove</b>	South Australia	0	6	<6	n/p
<b>Eldercare Evanston Park</b>	South Australia	0	35	13	48
<b>Eldercare Hope Valley</b>	South Australia	<6	57	32	89
<b>Eldercare Seaford</b>	South Australia	0	<6	<6	<6
<b>Eldercare The Lodge</b>	South Australia	0	14	6	20
<b>Estia Health Aberfoyle Park</b>	South Australia	0	<6	0	<6

Service Name	State	Resident Deaths	Resident Cases	Staff Cases	Total Cases
Estia Health Daw Park	South Australia	<6	14	<6	n/p
Estia Health Lockleys	South Australia	0	<6	0	<6
Estia Health Valley View	South Australia	0	<6	0	<6
Hahndorf Residential Care Services	South Australia	0	44	11	55
Kalyra Woodcroft Aged Care	South Australia	0	<6	0	<6
Linsell Lodge Aged Care Facility	South Australia	0	0	<6	<6
Lutheran Homes Group Fullarton	South Australia	0	24	<6	n/p
Mount Carmel Residential Care	South Australia	0	9	0	9
Onkaparinga Lodge Residential Care	South Australia	0	<6	0	<6
Renmark Nursing Home	South Australia	0	<6	0	<6
St Basil's Aegean Village	South Australia	0	<6	0	<6
The House of Saint Hilarion	South Australia	0	<6	0	<6
The Willochra Home	South Australia	0	<6	<6	7
Mary Ogilvy Home (A)	Tasmania	0	<6	0	<6
Medea Park Nursing Home	Tasmania	0	8	7	15
Mt St Vincent	Tasmania	0	<6	<6	7
Peacehaven	Tasmania	0	46	12	58
Umina Park Home For The Aged	Tasmania	0	64	24	88
Uniting AgeWell Queenborough Rise	Tasmania	0	<6	<6	7
Aeralife Bayswater	Victoria	0	<6	0	<6
Aeralife Northpoint	Victoria	0	11	<6	n/p
Altona Gardens Care Community	Victoria	0	<6	0	<6
Arcare Knox	Victoria	0	8	<6	n/p
Beechworth Health Service Residential Care Program	Victoria	<6	<6	<6	<6
Benetas Colton Close	Victoria	0	<6	0	<6
Berengarra	Victoria	0	<6	0	<6

Service Name	State	Resident Deaths	Resident Cases	Staff Cases	Total Cases
<b>Bolton Clarke Greenview</b>	Victoria	0	13	<6	n/p
<b>Bolton Clarke Lexington Gardens</b>	Victoria	<6	36	6	42
<b>Bolton Clarke Medina Manor</b>	Victoria	0	<6	0	<6
<b>Boronia Residential Aged Care</b>	Victoria	0	8	<6	n/p
<b>Bupa Ballarat</b>	Victoria	0	30	10	40
<b>Bupa Kyneton</b>	Victoria	0	9	6	15
<b>Bupa Wodonga</b>	Victoria	0	9	<6	n/p
<b>CCSSCI - On Luck Chinese Nursing Home</b>	Victoria	0	18	6	24
<b>Chelsea Manor Care Community</b>	Victoria	0	<6	0	<6
<b>Chirnside Views</b>	Victoria	<6	38	10	48
<b>Cooinda Lodge Nursing Home</b>	Victoria	<6	9	<6	n/p
<b>Craigcare Pascoe Vale</b>	Victoria	0	26	<6	n/p
<b>Croydon Place Care Community</b>	Victoria	0	<6	0	<6
<b>Edgarley Home</b>	Victoria	0	24	14	38
<b>Estia Health Ardeer</b>	Victoria	0	25	<6	n/p
<b>Estia Health Bannockburn</b>	Victoria	0	0	<6	<6
<b>Estia Health Bentleigh</b>	Victoria	0	<6	<6	7
<b>Estia Health Coolaroo</b>	Victoria	0	<6	0	<6
<b>Eva Tilley Memorial Hostel</b>	Victoria	<6	40	6	46
<b>Gibson Street Complex</b>	Victoria	0	8	6	14
<b>Hepburn House</b>	Victoria	0	12	9	21
<b>Keilor East Manor Care Community</b>	Victoria	0	18	<6	n/p
<b>Kirkbrae Kilsyth Nursing Home</b>	Victoria	0	<6	0	<6
<b>Lakes Entrance Care Community</b>	Victoria	0	19	<6	n/p
<b>Lyndoch Hostel</b>	Victoria	0	<6	0	<6
<b>mecwacare Rositano House</b>	Victoria	0	8	9	17

Service Name	State	Resident Deaths	Resident Cases	Staff Cases	Total Cases
<b>mecwacare Susan Barton House</b>	Victoria	0	20	15	35
<b>Mercy Place Colac</b>	Victoria	<6	8	<6	n/p
<b>Mercy Place Mentone</b>	Victoria	0	<6	<6	<6
<b>Mercy Place Rosebud</b>	Victoria	0	8	<6	n/p
<b>Myrtleford Lodge Aged Care</b>	Victoria	<6	12	13	25
<b>Myrtleford Multi-Purpose Service</b>	Victoria	0	<6	<6	6
<b>Olivet Aged Persons Home</b>	Victoria	0	12	0	12
<b>Regis Blackburn</b>	Victoria	0	6	0	6
<b>Regis Capel Sound</b>	Victoria	0	6	<6	n/p
<b>Regis Mornington</b>	Victoria	0	16	7	23
<b>Regis Ontario</b>	Victoria	0	<6	<6	<6
<b>Regis Rosebud</b>	Victoria	0	<6	0	<6
<b>Regis Sandringham</b>	Victoria	0	21	10	31
<b>Salisbury House Nursing Home</b>	Victoria	<6	<6	0	<6
<b>San Carlo Homes for the Aged</b>	Victoria	0	17	<6	n/p
<b>Somerville Gardens Care Community</b>	Victoria	0	20	0	20
<b>Swan Hill District Nursing Home</b>	Victoria	0	<6	<6	6
<b>The Birches</b>	Victoria	0	<6	0	<6
<b>Vermont Views Care Community</b>	Victoria	0	14	0	14
<b>WARRAGUL COMMUNITY AGED CARE</b>	Victoria	0	11	<6	n/p
<b>Weary Dunlop Retirement Village</b>	Victoria	<6	22	8	30
<b>Wintringham Eunice Seddon Home</b>	Victoria	0	<6	0	<6
<b>Aegis Amberley</b>	Western Australia	0	6	<6	n/p
<b>Aegis Balmoral</b>	Western Australia	0	<6	0	<6
<b>Aegis Banksia Park</b>	Western Australia	0	<6	<6	9
<b>Aegis Bassendean</b>	Western Australia	0	6	<6	n/p

Service Name	State	Resident Deaths	Resident Cases	Staff Cases	Total Cases
<b>Aegis Karalee</b>	Western Australia	0	<6	<6	6
<b>Amana Living Hale Hostel</b>	Western Australia	0	<6	0	<6
<b>Baptistcare Bethel</b>	Western Australia	0	14	12	26
<b>Baptistcare David Buttfield Centre</b>	Western Australia	0	19	9	28
<b>Bethanie Subiaco</b>	Western Australia	0	<6	<6	<6
<b>Brightwater Madeley</b>	Western Australia	0	9	0	9
<b>Brightwater Onslow Gardens</b>	Western Australia	0	<6	<6	<6
<b>Brightwater The Cove</b>	Western Australia	0	0	<6	<6
<b>Coolibah Care</b>	Western Australia	0	9	<6	n/p
<b>Craigcare Albany</b>	Western Australia	0	7	<6	n/p
<b>Craigcare Maylands</b>	Western Australia	0	22	12	34
<b>David, Gita and Michael Hoffman Nursing Home</b>	Western Australia	0	10	7	17
<b>Dr Mary Surveyor Centre</b>	Western Australia	0	<6	0	<6
<b>Juniper Korumup</b>	Western Australia	0	<6	<6	<6
<b>Morawa/Perenjori Multi-Purpose Service</b>	Western Australia	0	<6	<6	<6
<b>Nazareth House Geraldton</b>	Western Australia	0	14	10	24
<b>Regents Garden Four Seasons Booragoon</b>	Western Australia	<6	23	13	36
<b>Regents Garden Residential Aged Care Resort - Lake Joondalup</b>	Western Australia	0	6	<6	n/p
<b>Regis Bunbury</b>	Western Australia	0	9	6	15
<b>Regis Nedlands</b>	Western Australia	0	13	9	22
<b>St Vincent's Aged Care</b>	Western Australia	0	12	<6	n/p
<b>SwanCare Ningana</b>	Western Australia	<6	33	12	45