



# COVID-19 outbreaks in Australian residential aged care homes

## National snapshot

As at 8:00 am 5 June 2025, there are 1,426 active COVID-19 cases reported in 204 active outbreaks in residential aged care homes (RACHs) across Australia. There have been 99 new outbreaks, 13 new resident deaths and 1,326 combined new resident and staff cases reported since 29 May 2025.

Table 1: Aged Care COVID-19 data as at 8.00am 5 June 2025<sup>1</sup>

Category	Active <sup>2</sup>	Change in active (7 days)	Cumulative Total	Cumulative increase (7 days)
Outbreaks <sup>3</sup>	204	36	25,839	99
RACHs affected	204	36	2,915	1
Resident cases	1,060	162	247,055	984
Resident deaths	N/A	N/A	7,374	13
Staff cases	366	50	129,438	342

Residential aged care homes with active outbreaks are included in [Appendix](#).

Data collected from 31 March 2020 including retrospective data on outbreaks and cases from 18 February 2020.

Table 2: Overview of active outbreaks in Australia

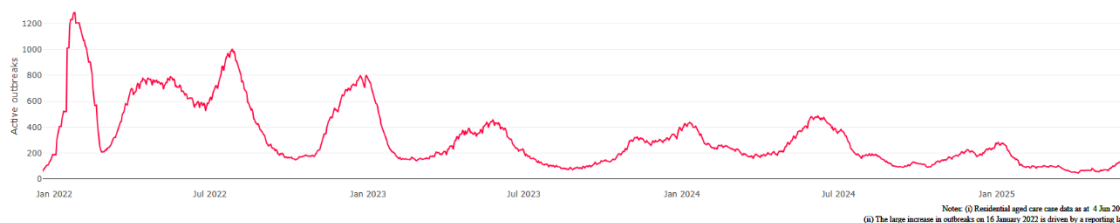
	ACT	NSW	NT	QLD	SA	TAS	VIC	WA	Total
Total RACHs with outbreaks	1	52	0	22	30	4	74	21	204
Total number of active resident cases	6	313	0	70	181	11	364	115	1,060
Total number of active staff cases	1	73	0	25	79	6	141	41	366
Total outbreaks opened in previous 7 days	0	31	0	11	17	3	25	12	99
Total outbreaks closed in previous 7 days	1	22	0	7	10	1	15	7	63

<sup>1</sup> Outbreak opening and closure includes changes in the status of exposure sites to outbreaks (and vice versa), which are applied retrospectively to facility records. New case information can also change the status of a recovered site back to an active outbreak site. As a result, changes in active outbreak status may not align with day-on-day variations to active totals. These adjustments will also affect the number of cases in staff and residents reported each week.

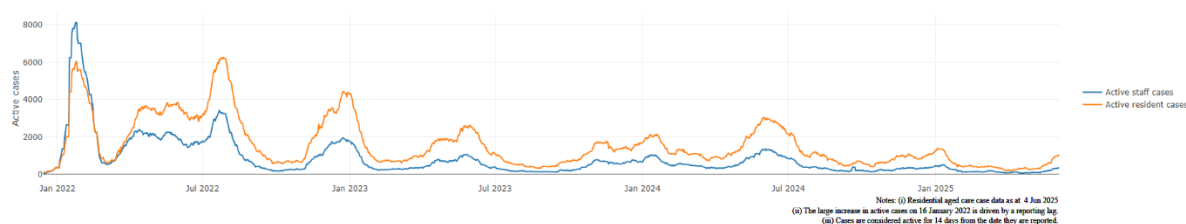
<sup>2</sup> Active residents and staff cases are the total currently positive cases in active outbreaks.

<sup>3</sup> An outbreak is considered to be active pending advice from the relevant Public Health Unit. An outbreak is defined as at least 1 (one) positive case in a resident or 2+ cases in staff.

**Figure 1: National outbreak trends in aged care – December 2021 to present**



**Figure 2: Trends in aged care cases – December 2021 to present**



## Mortality

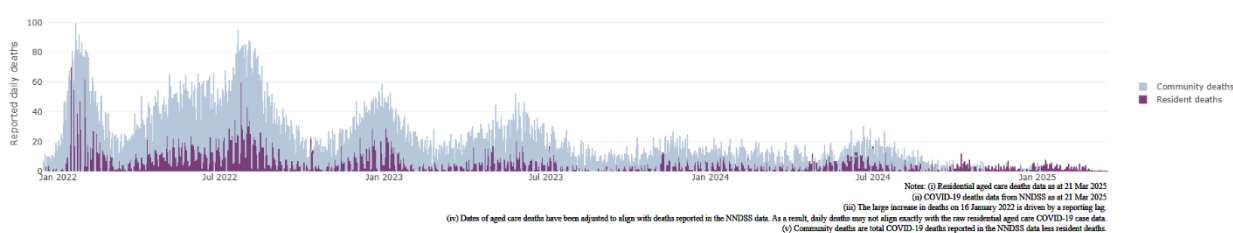
For the period of 1 January 2025 to 30 May 2025, COVID-19 is recorded as the cause of death in 0.6% of all deaths in permanent residents in aged care homes.

Since the beginning of the Omicron outbreak in mid-December<sup>4</sup> 2021, there have been 212,322 deaths in residential aged care from all causes (report period from 15 December 2021 to 30 May 2025)<sup>5</sup>. COVID-19 deaths account for 3.0% of this figure.

There has been a decrease year on year for the rate of case fatality<sup>6</sup>, from a 33% case fatality rate in resident COVID-19 cases in 2020 to 3.3% in 2022 and 1.3% in 2025.

Over the course of the pandemic, all-cause excess mortality in residential aged care was below expected numbers in 2020, and within expected range in 2021. In the first half of 2022, all-cause excess mortality in residential aged care was above the expected range. Excess mortality for the second half of the 2022 is yet to be finalised.

**Figure 3: COVID-19 deaths in RACHs overlaid with community deaths**



## Workforce in active residential aged care outbreaks

As at 4 June 2025, surge workforce providers report a total of 201,410 shifts delivered in aged care services impacted by COVID-19. These shifts include roles for GPs, nurses, care workers, allied health workers, executive and ancillary staff. In the past week surge workforce providers have reported assisting 5 residential aged care home(s) and filled 429 shifts in aged care services.

<sup>4</sup> The Omicron outbreak start date has been redefined from late November 2021 to mid-December 2021. Changes have been made to align reporting with the start date of Omicron published in the department's external facing Epidemiology report.

<sup>5</sup> The department is now accessing aged care deaths data from the SIEBEL dataset. Figures are live and subject to change. Source: Department of Health and Aged Care unpublished data / SIEBEL dataset.

<sup>6</sup> Case fatality calculated as total reported resident COVID-19 deaths divided by total resident COVID-19 cases.

**Table 3: Workforce resources supplied to RACHs**

Workforce provider	Total shifts	Previous 7 days
Aspen Medical <sup>8</sup>	33,482	367
HealthX <sup>9</sup>	38,068	62
Randstad <sup>10</sup>	1,116	0
Previous contracted providers <sup>11</sup>	128,744	N/A
<b>Total</b>	<b>201,410</b>	<b>429</b>

<sup>8</sup>Aspen Medical shift data as at 4 June 2025, reported fortnightly.

<sup>9</sup>HealthX shift data as at 4 June 2025, reported weekly.

<sup>10</sup>Randstad shift data as at 4 June 2025, reported weekly.

<sup>11</sup>Previous contracted providers include RCSA, HealthCare Australia, Mable and Torrens.

Oral antiviral treatments

Distribution of the oral anti-viral Lagevrio (Molnupiravir) commenced on 6 February 2022 to all RACHs with outbreak sites prioritised for delivery. The National Medical Stockpile has deployed 48,269 treatment courses of Lagevrio (Molnupiravir) to RACHs.

157,470 prescriptions for Lagevrio (Molnupiravir) have been issued to residents in RACHs, with a further 23,195 prescriptions for Paxlovid (nirmatrelvir + ritonavir) also issued since 28 February 2022 and up to 30 April 2025.

*\*Note: Oral antiviral data is only being updated monthly.*

### Vaccination in RACHs

On 27 March 2025, recommendations for 2025 COVID-19 vaccinations were released. Recommended doses for the program are based on an individual's age and level of severe immunocompromise.

Those aged 75 years and over are recommended to get a COVID-19 vaccine dose every 6 months. Those aged over 65 years of age, and adults with severe immunocompromise are recommended to receive a COVID-19 vaccine dose every 12 months and are eligible to receive a COVID-19 vaccine dose every 6 months based on individual risk-benefit assessments. All other adults can receive a single dose this year.

Recommendations can be found on the Department of Health and Aged Care (department) website at: [ATAGI statement on the administration of COVID-19 vaccines in 2025](#)

People are encouraged to seek vaccination advice from their healthcare providers, specific to their circumstances.

People living in residential aged care are a high priority for the Government's COVID-19 vaccination program.

Older age remains the biggest risk factor for severe COVID-19 disease. Vaccination reduces the risk of severe disease and death from COVID-19.

The department is working with both the aged care and primary care sectors to ensure residents have access to the COVID-19 vaccine. The department continues to target support for RACHs to arrange COVID-19 vaccinations with local primary care providers such as GPs, community pharmacists and Aboriginal Community Controlled Health Services.

As at 4 June 2025:

- 72.0% of aged care residents have received a booster dose in the last 12 months.
- For residents over the age of 75:
  - 95,55+ (55.1%) aged care residents received a booster dose in the last 6 months.
- 18,902 aged care residents have received a vaccination in the last 28 days (compared to 17,587 in the 28 days prior).

**Table 4: Aged care COVID-19 Booster Doses (data as at 4 June 2025)**

Jurisdiction	75+ with booster in last 6 months	
	Residents vaccinated	% of residents vaccinated
<b>National</b>	<b>95,449</b>	<b>55.1%</b>
NSW	30,967	55.2%
VIC	25,169	55.8%
QLD	17,960	51.9%
WA	8,960	55.5%
SA	8,282	55.7%
TAS	2,428	62.0%
ACT	1,517	67.6%
NT	<200	42.5%

*Data in this report is sourced from Australian Immunisation Register (AIR) data of residents in permanent residential aged care homes.*

*An updated data methodology was implemented on 14 March 2025. Aged Care AIR data as at 4 June 2025; Matched AIR data uses a snapshot of permanent residents in residential aged care homes as at 31 March 2025. The Residential Aged Care Home (RACH) Recipient ID to Medicare PIN linkage file was loaded into Health Enterprise Data Warehouse on 22 May 2025 which linked Medicare Consumer Directory data as at 30 June 2024 and RACH recipient data as at 31 January 2025.*

*Note: Booster doses in this report refer to any dose 2 or above administered to an individual.*

## Infection control and audit

The Aged Care Quality and Safety Commission (Commission) conducts site audits and assessment contacts (site and non-site) to monitor and assess residential aged care services against the Aged Care Quality Standards (see Table 5 below). This may include conducting infection control monitoring (ICM) spot checks.

An ICM spot check involves an on-site visit to residential aged care services, without an outbreak, to observe infection control practices, to ensure that staff, management, and visitors are adhering to safe personal protective equipment protocols and to safe infection control arrangements, as required under the Quality Standards.

As at 5 June 2025, the Commission had conducted 6,105 ICM spot checks to observe infection control practices and PPE protocols in RACHs.

**Table 5: Total quality assessment and monitoring activities with residential services (including IPC), by type and month 1 March 2020 to 5 June 2025**

<b>Regulatory Activities</b>	<b>2019-20 (1 Mar - 30 Jun 2020)</b>	<b>2020-21</b>	<b>2021-22</b>	<b>2022-23</b>	<b>2023-24</b>	<b>2024-25 (to 5 June 2025)</b>	<b>Total</b>
<b>Site visits</b>	318	3,452	1,732	3,814	2,840	1,496	<b>13,652</b>
<b>Non-site activities</b>	3,704	8,396	6,665	1,413	487	726	<b>21,391</b>
<b>Total activities</b>	4,022	11,848	8,397	5,227	3,327	2,222	<b>35,053</b>

## Appendix: National residential aged care homes (RACHs) with active outbreaks COVID-19

Please note, information reported in this table has been directly reported to the department by RACHs.

'Total cases' refers to all staff and resident cases associated with the active outbreak and may not reflect the count of currently active cases. Where numbers have been incorrectly reported, RACHs are able to correct these in the COVID-19 Support Portal through My Aged Care. Where a RACH is reporting less than six resident or staff cases or less than six deaths, data has been suppressed to protect the privacy of affected individuals (note that "n/p" indicates data is not provided to protect privacy).

**Data below for individual services is as at 5 June 2025.**

Service Name	State	Resident Deaths	Resident Cases	Staff Cases	Total Cases
Calvary Haydon Retirement Community	Australian Capital Territory	0	15	<6	n/p
ACDMA Aged Care Services	New South Wales	0	<6	<6	<6
Anglicare Donington Court	New South Wales	0	10	<6	n/p
Annie Green Court	New South Wales	0	<6	0	<6
Ascott Gardens	New South Wales	0	8	8	16
Avalon House	New South Wales	0	15	0	15
Bankstown Terrace Care Community	New South Wales	0	<6	<6	<6
BaptistCare Aminya Centre	New South Wales	0	<6	<6	<6
BaptistCare Bethshan Gardens Centre	New South Wales	0	<6	<6	<6
BaptistCare Warena Centre	New South Wales	0	9	<6	n/p
Benjamin Short Grove	New South Wales	0	<6	0	<6
Bolton Clarke Brentwood (PKA - Brentwood Residential Aged Care Facility)	New South Wales	<6	33	<6	n/p
Borella House	New South Wales	<6	7	<6	n/p
Bupa Pottsville Beach	New South Wales	0	9	<6	n/p
Calvary Albury & District	New South Wales	0	<6	<6	7
Calvary Ryde Retirement Community - Mary Potter Residential Care	New South Wales	0	44	10	54
Carino Care at Sylvania	New South Wales	0	29	8	37
Casa Mia Aged Care Centre	New South Wales	0	<6	<6	<6

Service Name	State	Resident Deaths	Resident Cases	Staff Cases	Total Cases
Catholic Healthcare Villa Maria Centre	New South Wales	0	<6	<6	<6
Charles Chambers Court	New South Wales	0	9	<6	n/p
Cheltenham House Aged Care Facility	New South Wales	0	7	0	7
Dellacourt	New South Wales	0	0	<6	<6
Garrawarra Centre	New South Wales	0	12	8	20
Heritage Botany	New South Wales	0	6	<6	n/p
Heritage Kingswood	New South Wales	0	<6	0	<6
Hill View House Aged Care Facility	New South Wales	0	13	0	13
Horton House and Warmington Lodge	New South Wales	0	<6	0	<6
Indochinese Aged Care Services	New South Wales	0	<6	0	<6
John Goodlet Manor	New South Wales	0	7	<6	n/p
Kanwal Springs Care Community	New South Wales	0	<6	0	<6
Katoomba Views Care Community	New South Wales	0	0	<6	<6
Killarney Vale Care Community	New South Wales	0	<6	<6	7
Mark Moran at Warrawee	New South Wales	0	23	<6	n/p
Mercy Place Albury	New South Wales	0	20	6	26
Mercy Place Mount St Joseph's	New South Wales	0	6	9	15
Milford House Nursing Home	New South Wales	0	<6	0	<6
Orange Grove Care Community	New South Wales	0	7	<6	n/p
Randwick Montefiore Home	New South Wales	0	16	8	24
Residential Gardens	New South Wales	<6	56	9	65
Scalabrini Village Allambie Heights	New South Wales	0	<6	<6	<6
Scalabrini Village Griffith	New South Wales	0	<6	0	<6
Southern Cross Care John Woodward Residential Aged Care	New South Wales	0	6	<6	n/p
St Josephs Nursing Home	New South Wales	0	20	<6	n/p
St Vincent's Care Services Yennora	New South Wales	0	7	<6	n/p
Terrey Hills Nursing Home	New South Wales	0	7	0	7

Service Name	State	Resident Deaths	Resident Cases	Staff Cases	Total Cases
<b>The Manor Fairfield East</b>	New South Wales	0	36	14	50
<b>The Willows Private Nursing Home Pty Ltd</b>	New South Wales	0	7	<6	n/p
<b>Uniting Abrina Ashfield</b>	New South Wales	0	<6	<6	<6
<b>Uniting Nareen Gardens Lodge Bateau Bay</b>	New South Wales	0	<6	<6	6
<b>Uniting Ronald Coleman Lodge Woollahra</b>	New South Wales	0	12	<6	n/p
<b>Uniting Starrett Lodge Hamlyn Terrace</b>	New South Wales	0	6	<6	n/p
<b>Uniting Wontama Orange</b>	New South Wales	0	<6	0	<6
<b>Warrigal Mount Terry</b>	New South Wales	0	14	<6	n/p
<b>Arcare Eight Mile Plains</b>	Queensland	0	<6	<6	<6
<b>Arcare Parkinson</b>	Queensland	0	<6	0	<6
<b>Blue Care Redcliffe Aged Care Facility</b>	Queensland	0	8	<6	n/p
<b>Bolton Clarke Capella Bay</b>	Queensland	0	<6	0	<6
<b>Bolton Clarke Carrington</b>	Queensland	0	<6	0	<6
<b>Bolton Clarke Fernhill</b>	Queensland	0	<6	0	<6
<b>Bolton Clarke Tantula Rise</b>	Queensland	0	<6	<6	<6
<b>Bolton Clarke The Ormsby</b>	Queensland	0	7	<6	n/p
<b>Bupa Rangeville</b>	Queensland	0	<6	<6	7
<b>Carseldine Greens Care Community</b>	Queensland	0	6	<6	n/p
<b>Churches of Christ Homesteads Aged Care Service</b>	Queensland	0	<6	0	<6
<b>Estia Health Twin Waters</b>	Queensland	0	<6	<6	<6
<b>Forest Lake Lodge</b>	Queensland	0	<6	<6	7
<b>Infinite Care Cornubia</b>	Queensland	0	<6	<6	6
<b>Infinite Care Ipswich</b>	Queensland	0	<6	<6	6
<b>Morayfield Grove Care Community</b>	Queensland	0	<6	0	<6
<b>Ozcare Innisfail</b>	Queensland	0	22	9	31
<b>Regis Sandgate - Musgrave</b>	Queensland	0	10	<6	n/p
<b>Southern Cross Care Miles - Carinya</b>	Queensland	0	<6	6	n/p



Service Name	State	Resident Deaths	Resident Cases	Staff Cases	Total Cases
<b>St Vincent's Care Services Southport</b>	Queensland	0	<6	<6	<6
<b>Sunnycare Residential</b>	Queensland	0	<6	<6	7
<b>Torbay</b>	Queensland	0	<6	<6	<6
<b>Aldinga Beach Care Community</b>	South Australia	0	13	9	22
<b>Bellevue Court Residential Care</b>	South Australia	0	12	0	12
<b>Bolton Clarke Smithfield</b>	South Australia	0	21	8	29
<b>Bonney Lodge</b>	South Australia	0	0	<6	<6
<b>Calvary Flora McDonald Retirement Community</b>	South Australia	0	<6	<6	<6
<b>Edenfield Family Care</b>	South Australia	0	6	6	12
<b>Edenfield Family Care - Nerrilda</b>	South Australia	0	<6	6	n/p
<b>Edenfield Family Care - Ramsay</b>	South Australia	0	<6	12	n/p
<b>Eldercare Hope Valley</b>	South Australia	<6	57	27	84
<b>Eldercare Trowbridge House</b>	South Australia	0	14	<6	n/p
<b>Estia Health Daw Park</b>	South Australia	0	22	<6	n/p
<b>Estia Health Encounter Bay</b>	South Australia	0	<6	<6	<6
<b>Estia Health Flagstaff Hill</b>	South Australia	0	<6	0	<6
<b>Estia Health Lockleys</b>	South Australia	0	10	8	18
<b>Joslin Manor Care Community</b>	South Australia	0	17	0	17
<b>Mount Carmel Residential Care</b>	South Australia	0	<6	0	<6
<b>Murray Mudge</b>	South Australia	0	<6	0	<6
<b>Oakfield Lodge Residential Care</b>	South Australia	0	22	8	30
<b>Oaklands Park Lodge Residential Care</b>	South Australia	0	9	0	9
<b>Resthaven Leabrook</b>	South Australia	0	<6	<6	<6
<b>Resthaven Paradise</b>	South Australia	0	26	<6	n/p
<b>Resthaven Port Elliot</b>	South Australia	0	<6	0	<6
<b>St Basil's Aegean Village</b>	South Australia	0	<6	0	<6
<b>St Basil's at Croydon Park</b>	South Australia	0	7	<6	n/p

Service Name	State	Resident Deaths	Resident Cases	Staff Cases	Total Cases
<b>St Joseph's House</b>	South Australia	<6	20	17	37
<b>Tanunda Lutheran Home</b>	South Australia	0	<6	0	<6
<b>War Veterans Home Myrtle Bank</b>	South Australia	0	6	<6	n/p
<b>Warrina Vales Residential Aged Care</b>	South Australia	0	<6	<6	<6
<b>West Beach Residential Care</b>	South Australia	0	<6	0	<6
<b>Wheatfields Incorporated</b>	South Australia	0	<6	<6	<6
<b>Korongee</b>	Tasmania	<6	8	<6	n/p
<b>St Ann's</b>	Tasmania	0	<6	<6	<6
<b>Tyler Village</b>	Tasmania	0	6	<6	n/p
<b>Uniting AgeWell Aldersgate Village</b>	Tasmania	0	<6	0	<6
<b>Aeralife Northcote</b>	Victoria	0	<6	0	<6
<b>Aeralife Twin Parks</b>	Victoria	0	<6	<6	<6
<b>Arcare Gisborne</b>	Victoria	0	<6	<6	6
<b>Arcare Point Lonsdale</b>	Victoria	0	<6	0	<6
<b>Arcare Reservoir</b>	Victoria	0	<6	0	<6
<b>Baptcare - Hedley Sutton Community</b>	Victoria	0	9	<6	n/p
<b>Baptcare The Orchards Community</b>	Victoria	<6	21	<6	n/p
<b>Beechworth Health Service Residential Care Program</b>	Victoria	0	6	6	12
<b>Bolton Clarke Charlesbrook</b>	Victoria	0	<6	0	<6
<b>Bolton Clarke Greenview</b>	Victoria	0	20	<6	n/p
<b>Bolton Clarke Lynbrook Park</b>	Victoria	0	6	<6	n/p
<b>Clarinda on the Park</b>	Victoria	0	<6	0	<6
<b>Costa House</b>	Victoria	0	12	<6	n/p
<b>Craigcare Berwick</b>	Victoria	0	10	<6	n/p
<b>Craigcare Moonee Ponds</b>	Victoria	0	<6	<6	8
<b>Dianella Hostel</b>	Victoria	0	8	<6	n/p
<b>Doutta Galla Avondale Heights Aged Care Facility</b>	Victoria	0	27	<6	n/p

Service Name	State	Resident Deaths	Resident Cases	Staff Cases	Total Cases
Elizabeth Gardens Burwood	Victoria	0	9	<6	n/p
Estia Health Bannockburn	Victoria	0	8	<6	n/p
Estia Health Dandenong	Victoria	0	<6	<6	<6
Estia Health Glen Waverley	Victoria	0	<6	<6	6
Estia Health Knoxfield	Victoria	0	<6	<6	6
Estia Health Mount Clear	Victoria	0	<6	<6	<6
Estia Health Plenty Valley	Victoria	0	<6	<6	<6
Froniditha Clayton Aged Care	Victoria	0	24	<6	n/p
Grange Residential Care Services	Victoria	0	7	7	14
Greenwood Manor	Victoria	0	<6	<6	<6
Hepburn House	Victoria	0	13	<6	n/p
Homewood Residential Aged Care	Victoria	0	<6	0	<6
Ivanhoe Grand Care Community	Victoria	0	15	<6	n/p
Jacaranda Village	Victoria	0	<6	<6	7
John Flynn Retirement Village	Victoria	0	6	<6	n/p
Lionsbrae Hostel	Victoria	0	7	<6	n/p
Luson Bloom	Victoria	0	10	8	18
Luson The Vue	Victoria	0	<6	<6	6
MannaCare - Doncaster Melaleuca Lodge	Victoria	0	16	6	22
Margery Cole Residential Care Service	Victoria	<6	19	11	30
Marina Residential Aged Care Service	Victoria	0	23	0	23
Martin Luther Homes	Victoria	<6	25	12	37
mecwacare Vincent House	Victoria	0	14	<6	n/p
Melbourne Hebrew Memorial Nursing Home	Victoria	0	31	10	41
Mercy Place Ballarat	Victoria	0	10	<6	n/p
Mercy Place Colac	Victoria	0	19	<6	n/p
Mercy Place East Melbourne	Victoria	0	15	<6	n/p

Service Name	State	Resident Deaths	Resident Cases	Staff Cases	Total Cases
<b>Mercy Place Montrose</b>	Victoria	0	10	6	16
<b>Mercy Place Shepparton</b>	Victoria	0	21	<6	n/p
<b>Merv Irvine Nursing Home</b>	Victoria	<6	16	<6	n/p
<b>Mooroopna Place Residential Aged Care Service</b>	Victoria	0	<6	0	<6
<b>Moran Roxburgh Park</b>	Victoria	0	22	12	34
<b>Mulgrave Rise Care Community</b>	Victoria	0	8	<6	n/p
<b>Nellie Melba Retirement Village</b>	Victoria	0	15	<6	n/p
<b>Noble Gardens Residential Aged Care</b>	Victoria	0	10	0	10
<b>Ocean Mist Aged Care</b>	Victoria	0	<6	<6	<6
<b>Paynesville Gardens Care Community</b>	Victoria	0	<6	<6	<6
<b>Racecourse Grange Residential Care</b>	Victoria	0	<6	0	<6
<b>Regis Blackburn</b>	Victoria	0	22	<6	n/p
<b>Regis East Malvern</b>	Victoria	0	21	0	21
<b>Regis Shenley Manor</b>	Victoria	0	<6	0	<6
<b>Skye Lodge</b>	Victoria	<6	14	10	24
<b>Somerville Gardens Care Community</b>	Victoria	0	<6	0	<6
<b>St Andrew's Hostel</b>	Victoria	0	23	<6	n/p
<b>St Basil's Homes for the Aged in Victoria</b>	Victoria	0	13	<6	n/p
<b>Templestowe Woodlands Care Community</b>	Victoria	0	<6	<6	<6
<b>The Alexander Aged Care Centre</b>	Victoria	0	<6	<6	<6
<b>The Heights Donvale</b>	Victoria	0	26	0	26
<b>The Sydney-Lynne Quayle &amp; Fitzroy Lodge Hostels</b>	Victoria	0	14	7	21
<b>Vasey RSL Care Brighton East</b>	Victoria	0	7	<6	n/p
<b>Villa Maria Catholic Homes Corpus Christi Aged Care Residence</b>	Victoria	0	<6	0	<6
<b>Villa Maria Catholic Homes St Catherine's Aged Care Residence</b>	Victoria	0	<6	<6	6
<b>Violet Town Bush Nursing Centre</b>	Victoria	<6	<6	<6	7
<b>WARRAGUL COMMUNITY AGED CARE</b>	Victoria	0	<6	<6	<6

Service Name	State	Resident Deaths	Resident Cases	Staff Cases	Total Cases
Warramunda Village Hostel	Victoria	0	<6	6	n/p
Warrandyte Gardens Care Community	Victoria	0	11	<6	n/p
Warrina Aged Care	Victoria	0	<6	<6	<6
Aegis Ellenvale	Western Australia	0	10	0	10
Amana Living Peter Arney Home	Western Australia	0	<6	0	<6
Amaroo Village Buckley Caring Centre	Western Australia	0	<6	0	<6
Barridale Lodge	Western Australia	0	<6	0	<6
Bethanie Beachside	Western Australia	0	17	0	17
Bethanie Gwelup	Western Australia	0	<6	<6	6
Bethanie Subiaco	Western Australia	0	<6	<6	<6
Brightwater Onslow Gardens	Western Australia	0	22	<6	n/p
Capecare	Western Australia	0	8	9	17
Carmel Roshana Care	Western Australia	0	17	8	25
Juniper Chrystal Halliday	Western Australia	0	19	0	19
MercyCare Maddington	Western Australia	0	9	<6	n/p
Michael Lee Centre	Western Australia	0	<6	<6	7
Midland Nursing Home	Western Australia	0	<6	<6	<6
MYVISTA Mirrabooka	Western Australia	0	<6	0	<6
Nazareth House Geraldton	Western Australia	0	<6	0	<6
Pam Corker House	Western Australia	0	20	22	42
Rosewood Care Leederville	Western Australia	<6	<6	0	<6
SwanCare Kingia/Tandara	Western Australia	<6	27	<6	n/p
Treeby Parklands Care Community	Western Australia	0	<6	0	<6
Wattle Hill Lodge	Western Australia	0	<6	<6	8