



COVID-19 outbreaks in Australian residential aged care homes

National snapshot

As at 8:00 am 19 June 2025, there are 2,008 active COVID-19 cases reported in 268 active outbreaks in residential aged care homes (RACHs) across Australia. There have been 138 new outbreaks, 34 new resident deaths and 1,984 combined new resident and staff cases reported since 12 June 2025.

Table 1: Aged Care COVID-19 data as at 8.00am 19 June 2025¹

Category	Active ²	Change in active (7 days)	Cumulative Total	Cumulative increase (7 days)
Outbreaks ³	268	32	26,116	138
RACHs affected	268	32	2,917	2
Resident cases	1,454	180	249,640	1,414
Resident deaths	N/A	N/A	7,424	34
Staff cases	554	110	130,433	570

Residential aged care homes with active outbreaks are included in [Appendix](#).

Data collected from 31 March 2020 including retrospective data on outbreaks and cases from 18 February 2020.

Table 2: Overview of active outbreaks in Australia

	ACT	NSW	NT	QLD	SA	TAS	VIC	WA	Total
Total RACHs with outbreaks	1	92	0	31	29	6	88	21	268
Total number of active resident cases	13	517	0	173	150	34	488	79	1,454
Total number of active staff cases	3	167	0	70	88	13	166	47	554
Total outbreaks opened in previous 7 days	0	47	0	18	12	3	43	15	138
Total outbreaks closed in previous 7 days	0	27	0	13	15	2	34	13	104

¹ Outbreak opening and closure includes changes in the status of exposure sites to outbreaks (and vice versa), which are applied retrospectively to facility records. New case information can also change the status of a recovered site back to an active outbreak site. As a result, changes in active outbreak status may not align with day-on-day variations to active totals. These adjustments will also affect the number of cases in staff and residents reported each week.

² Active residents and staff cases are the total currently positive cases in active outbreaks.

³ An outbreak is considered to be active pending advice from the relevant Public Health Unit. An outbreak is defined as at least 1 (one) positive case in a resident or 2+ cases in staff.

Figure 1: National outbreak trends in aged care – December 2021 to present

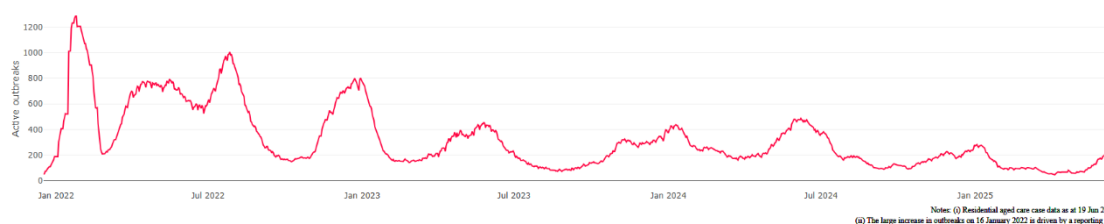
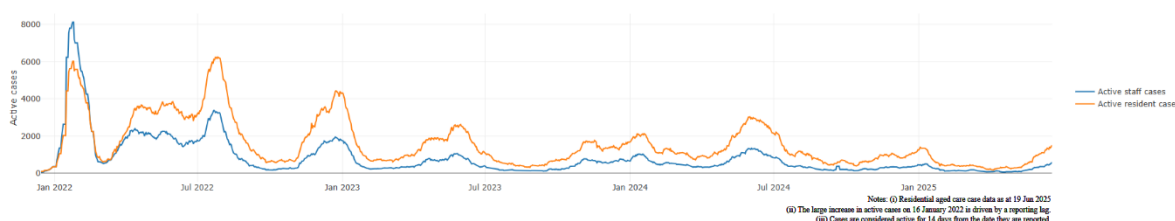


Figure 2: Trends in aged care cases – December 2021 to present



Mortality

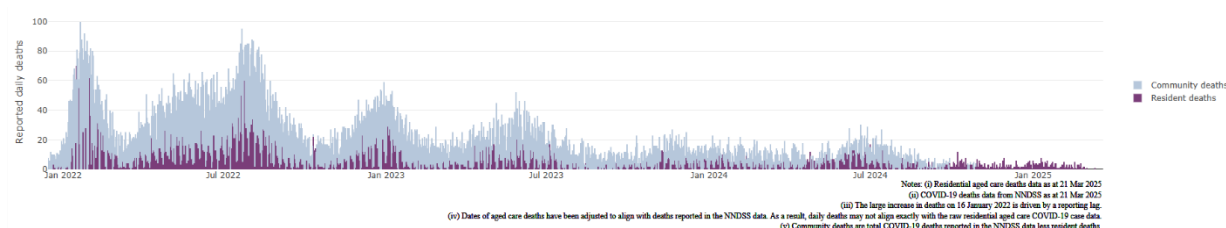
For the period of 1 January 2025 to 14 June 2025, COVID-19 is recorded as the cause of death in 0.7% of all deaths in permanent residents in aged care homes.

Since the beginning of the Omicron outbreak in mid-December⁴ 2021, there have been 215,034 deaths in residential aged care from all causes (report period from 15 December 2021 to 14 June 2025)⁵. COVID-19 deaths account for 3.0% of this figure.

There has been a decrease year on year for the rate of case fatality⁶, from a 33% case fatality rate in resident COVID-19 cases in 2020 to 3.3% in 2022 and 1.4% in 2025.

Over the course of the pandemic, all-cause excess mortality in residential aged care was below expected numbers in 2020, and within expected range in 2021. In the first half of 2022, all-cause excess mortality in residential aged care was above the expected range. Excess mortality for the second half of the 2022 is yet to be finalised.

Figure 3: COVID-19 deaths in RACHs overlaid with community deaths



⁴ The Omicron outbreak start date has been redefined from late November 2021 to mid-December 2021. Changes have been made to align reporting with the start date of Omicron published in the department's external facing Epidemiology report.

⁵ The department is now accessing aged care deaths data from the SIEBEL dataset. Figures are live and subject to change. Source: Department of Health and Aged Care unpublished data / SIEBEL dataset.

⁶ Case fatality calculated as total reported resident COVID-19 deaths divided by total resident COVID-19 cases.

Workforce in active residential aged care outbreaks

As at 18 June 2025, surge workforce providers report a total of 201,735 shifts delivered in aged care services impacted by COVID-19. These shifts include roles for GPs, nurses, care workers, allied health workers, executive and ancillary staff. In the past week surge workforce providers have reported assisting 5 residential aged care home(s) and filled 165 shifts in aged care services.

Table 3: Workforce resources supplied to RACHs

Workforce provider	Total shifts	Previous 7 days
Aspen Medical ⁸	33,590	45
HealthX ⁹	38,234	81
Randstad ¹⁰	1,167	39
Previous contracted providers ¹¹	128,744	N/A
Total	201,735	165

⁸Aspen Medical shift data as at 18 June 2025, reported fortnightly.

⁹HealthX shift data as at 18 June 2025, reported weekly.

¹⁰Randstad shift data as at 18 June 2025, reported weekly.

¹¹Previous contracted providers include RCSA, HealthCare Australia, Mable and Torrens.

Oral antiviral treatments

Distribution of the oral anti-viral Lagevrio (Molnupiravir) commenced on 6 February 2022 to all RACHs with outbreak sites prioritised for delivery. The National Medical Stockpile has deployed 48,269 treatment courses of Lagevrio (Molnupiravir) to RACHs.

160,279 prescriptions for Lagevrio (Molnupiravir) have been issued to residents in RACHs, with a further 24,073 prescriptions for Paxlovid (nirmatrelvir + ritonavir) also issued since 28 February 2022 and up to 31 May 2025.

**Note: Oral antiviral data is only being updated monthly.*

Vaccination in RACHs

On 27 March 2025, recommendations for 2025 COVID-19 vaccinations were released. Recommended doses for the program are based on an individual's age and level of severe immunocompromise.

Those aged 75 years and over are recommended to get a COVID-19 vaccine dose every 6 months. Those aged over 65 years of age, and adults with severe immunocompromise are recommended to receive a COVID-19 vaccine dose every 12 months and are eligible to receive a COVID-19 vaccine dose every 6 months based on individual risk-benefit assessments. All other adults can receive a single dose this year.

Recommendations can be found on the Department of Health and Aged Care (department) website at: [ATAGI statement on the administration of COVID-19 vaccines in 2025](#)

People are encouraged to seek vaccination advice from their healthcare providers, specific to their circumstances.

People living in residential aged care are a high priority for the Government's COVID-19 vaccination program.

Older age remains the biggest risk factor for severe COVID-19 disease. Vaccination reduces the risk of severe disease and death from COVID-19.

The department is working with both the aged care and primary care sectors to ensure residents have access to the COVID-19 vaccine. The department continues to target support for RACHs to arrange COVID-19 vaccinations with local primary care providers such as GPs, community pharmacists and Aboriginal Community Controlled Health Services.

As at 18 June 2025:

- 72.0% of aged care residents have received a booster dose in the last 12 months.
- For residents over the age of 75:
 - 96,866 (55.6%) aged care residents received a booster dose in the last 6 months.
- 17,274 aged care residents have received a vaccination in the last 28 days (compared to 20,867 in the 28 days prior).

Table 4: Aged care COVID-19 Booster Doses (data as at 18 June 2025)

Jurisdiction	75+ with booster in last 6 months	
	Residents vaccinated	% of residents vaccinated
National	96,866	55.6%
NSW	31,476	55.8%
VIC	24,944	55.0%
QLD	18,893	54.5%
WA	9,037	55.7%
SA	8,580	57.4%
TAS	2,224	56.3%
ACT	1,534	68.0%
NT	<200	44.0%

Data in this report is sourced from Australian Immunisation Register (AIR) data of residents in permanent residential aged care homes.

An updated data methodology was implemented on 14 March 2025. Aged Care AIR data as at 18 June 2025; Matched AIR data uses a snapshot of permanent residents in residential aged care homes as at 30 April 2025. The Residential Aged Care Home (RACH) Recipient ID to Medicare PIN linkage file was loaded into Health Enterprise Data Warehouse on 18 June 2025 which linked Medicare Consumer Directory data as at 30 June 2024 and RACH recipient data as at 15 March 2025.

Note: Booster doses in this report refer to any dose 2 or above administered to an individual.

Infection control and audit

The Aged Care Quality and Safety Commission (Commission) conducts site audits and assessment contacts (site and non-site) to monitor and assess residential aged care services against the Aged Care Quality Standards (see Table 5 below). This may include conducting infection control monitoring (ICM) spot checks.

An ICM spot check involves an on-site visit to residential aged care services, without an outbreak, to observe infection control practices, to ensure that staff, management, and visitors are adhering to safe personal protective equipment protocols and to safe infection control arrangements, as required under the Quality Standards.

As at 19 June 2025, the Commission had conducted 6,105 ICM spot checks to observe infection control practices and PPE protocols in RACHs.

Table 5: Total quality assessment and monitoring activities with residential services (including IPC), by type and month 1 March 2020 to 19 June 2025

Regulatory Activities	2019-20 (1 Mar - 30 Jun 2020)	2020-21	2021-22	2022-23	2023-24	2024-25 (to 19 June 2025)	Total
Site visits	318	3,452	1,732	3,814	2,840	1,513	13,669
Non-site activities	3,704	8,396	6,665	1,413	487	789	21,454
Total activities	4,022	11,848	8,397	5,227	3,327	2,302	35,123

Appendix: National residential aged care homes (RACHs) with active outbreaks COVID-19

Please note, information reported in this table has been directly reported to the department by RACHs.

'Total cases' refers to all staff and resident cases associated with the active outbreak and may not reflect the count of currently active cases.

Where numbers have been incorrectly reported, RACHs are able to correct these in the COVID-19 Support Portal through My Aged Care.

Where a RACH is reporting less than six resident or staff cases or less than six deaths, data has been suppressed to protect the privacy of affected individuals (note that "n/p" indicates data is not provided to protect privacy).

Data below for individual services is as at 19 June 2025.

Service Name	State	Resident Deaths	Resident Cases	Staff Cases	Total Cases
Uniting Amala Gordon ACT	Australian Capital Territory	0	13	<6	n/p
Abbey House Aged Care	New South Wales	0	22	9	31
ACDMA Aged Care Services	New South Wales	<6	30	<6	n/p
Advantaged Care at Barden Lodge	New South Wales	0	<6	<6	<6
Advantaged Care at Georges Manor	New South Wales	0	13	0	13
Advantaged Care at Prestons Lodge	New South Wales	0	<6	<6	<6
Anglicare Donington Court	New South Wales	0	<6	0	<6
Anglicare Jean Ross House	New South Wales	0	<6	<6	<6
Annandale Grove Care Community	New South Wales	0	<6	0	<6
Arcare Warners Bay	New South Wales	0	<6	<6	<6
Bankstown Terrace Care Community	New South Wales	0	<6	<6	n/p
BaptistCare George Forbes House	New South Wales	0	9	<6	n/p
BaptistCare Maranoa Centre - Alstonville	New South Wales	0	<6	0	<6
Beecroft House Aged Care	New South Wales	0	<6	0	<6
Belmore Place Care Community	New South Wales	0	12	0	12
Blacktown Terrace Care Community	New South Wales	0	<6	0	<6
Blakehurst Aged Care Centre	New South Wales	<6	9	0	9
Bolton Clarke Greenwood	New South Wales	0	<6	<6	n/p
Bolton Clarke Pemulwuy	New South Wales	0	<6	0	<6
Bolton Clarke Raffles	New South Wales	0	<6	<6	<6

Service Name	State	Resident Deaths	Resident Cases	Staff Cases	Total Cases
Bolton Clarke Redleaf Manor	New South Wales	0	10	8	18
Bolton Clarke Willandra	New South Wales	0	<6	0	<6
Bossley Parkside Care Community	New South Wales	0	<6	0	<6
Brother Alberts Home	New South Wales	0	32	14	46
Buckland	New South Wales	0	10	7	17
Bupa Ashfield	New South Wales	0	<6	0	<6
Calvary Albury & District	New South Wales	0	10	7	17
Carino Care at Sylvania	New South Wales	0	35	11	46
Casa Mia Aged Care Centre	New South Wales	0	6	<6	n/p
Catholic Healthcare Bodington	New South Wales	0	<6	<6	<6
Catholic Healthcare Lewisham Nursing Home	New South Wales	0	9	<6	n/p
Catholic Healthcare Maranatha Lodge	New South Wales	0	11	7	18
Catholic Healthcare Our Lady of Loreto Gardens	New South Wales	0	9	0	9
Catholic Healthcare The Haven Residential Aged Care	New South Wales	0	<6	0	<6
Cedar Place Aged Care Facility	New South Wales	0	<6	0	<6
Chamberlain Gardens Aged Care	New South Wales	0	<6	0	<6
Cheltenham House Aged Care Facility	New South Wales	0	<6	0	<6
Chiswick Manor Care Community	New South Wales	0	<6	<6	<6
Columbia Aged Care Services - Willowood Centre	New South Wales	0	20	9	29
Constitution Hill Aged Care	New South Wales	<6	16	<6	n/p
Dellacourt	New South Wales	0	0	<6	<6
Denhams Beach Care Community	New South Wales	0	34	22	56
Dougherty Apartments	New South Wales	0	28	6	34
Fairlea Aged Care Penshurst	New South Wales	0	8	<6	n/p
Gill Waminda Aged Care Plus Centre	New South Wales	0	28	33	61
Glades Bay Gardens	New South Wales	0	<6	0	<6
HammondCare Scarborough	New South Wales	0	<6	0	<6

Service Name	State	Resident Deaths	Resident Cases	Staff Cases	Total Cases
Heiden Park Lodge	New South Wales	0	8	<6	n/p
Hunters Hill Montefiore Home	New South Wales	0	30	<6	n/p
Indochinese Aged Care Services	New South Wales	0	10	<6	n/p
IRT William Beach Gardens	New South Wales	0	<6	<6	<6
Jindera Gardens Hostel	New South Wales	0	<6	<6	7
John Edmondson VC Gardens	New South Wales	0	12	0	12
John Goodlet Manor	New South Wales	<6	23	11	34
Kanwal Springs Care Community	New South Wales	0	<6	<6	<6
Katoomba Views Care Community	New South Wales	0	<6	<6	<6
Killarney Vale Care Community	New South Wales	0	12	7	19
Lansdowne Gardens	New South Wales	0	<6	0	<6
Loreto Home of Compassion	New South Wales	0	8	<6	n/p
Lucy Chieng Aged Care Centre	New South Wales	0	<6	0	<6
Manly Hillside Care Community	New South Wales	0	<6	0	<6
Meadowbank Grove Care Community	New South Wales	0	<6	0	<6
Mona Vale House	New South Wales	0	11	0	11
Mona Vale View Care Community	New South Wales	0	6	0	6
Murray Haven Hostel	New South Wales	0	<6	0	<6
Narrabeen Glades Care Community	New South Wales	0	<6	<6	<6
Narraweena Grove Care Community	New South Wales	0	<6	<6	<6
Our Lady Of Consolation Home	New South Wales	0	7	0	7
Paling Court Residential Aged Care	New South Wales	0	<6	<6	6
Peninsula Villages Ltd	New South Wales	0	17	6	23
Quakers Hillside Care Community	New South Wales	0	<6	0	<6
Randwick Montefiore Home	New South Wales	0	41	13	54
Regis Port Stephens	New South Wales	0	8	0	8
Rocky Point Residence	New South Wales	0	<6	0	<6

Service Name	State	Resident Deaths	Resident Cases	Staff Cases	Total Cases
Russian Relief Association of St Sergius of Radonezh	New South Wales	0	15	0	15
Scalabrini Village Allambie Heights	New South Wales	0	17	<6	n/p
Scalabrini Village Chipping Norton	New South Wales	0	<6	<6	<6
Scalabrini Village Griffith	New South Wales	<6	53	8	61
Southern Cross Care Cootamundra Residential Aged Care	New South Wales	0	21	<6	n/p
Southern Cross Care Orana Residential Aged Care	New South Wales	0	7	0	7
St Patrick's Green	New South Wales	0	6	0	6
St Vincent's Care Services Heathcote	New South Wales	0	9	<6	n/p
SummitCare Canley Vale	New South Wales	<6	11	<6	n/p
Sunhaven Hostel	New South Wales	0	<6	0	<6
The Manor Fairfield East	New South Wales	0	<6	0	<6
Uniting Autumn Lodge Glass Street	New South Wales	0	10	0	10
Uniting Bowden Brae Normanhurst	New South Wales	0	<6	0	<6
Uniting Caroon Kalina Goonellabah	New South Wales	<6	<6	9	n/p
Uniting Nareen Gardens Lodge Bateau Bay	New South Wales	0	10	<6	n/p
Uniting Quong Tart Ashfield	New South Wales	<6	15	<6	n/p
Warrigal Care Shell Cove	New South Wales	0	<6	<6	8
Warrigal Mount Terry	New South Wales	0	24	<6	n/p
Werombi Court	New South Wales	0	13	<6	n/p
Arcare Parkinson	Queensland	0	<6	<6	6
Beaumont Care Wamuran	Queensland	0	27	6	33
Blue Care Redcliffe Aged Care Facility	Queensland	0	20	<6	n/p
Blue Care Rothwell Nazarene Aged Care Facility	Queensland	0	<6	0	<6
Bolton Clarke Baycrest	Queensland	0	15	6	21
Bolton Clarke Capella Bay	Queensland	0	27	11	38
Bolton Clarke Cazna Gardens	Queensland	0	<6	0	<6
Bolton Clarke Centaur	Queensland	<6	6	0	6

Service Name	State	Resident Deaths	Resident Cases	Staff Cases	Total Cases
Bolton Clarke Fernhill	Queensland	0	0	<6	<6
Bolton Clarke Glendale	Queensland	0	<6	<6	<6
Bolton Clarke Moreton Shores	Queensland	0	8	<6	n/p
Bolton Clarke Pioneers	Queensland	0	<6	<6	<6
Bolton Clarke Rows Bay	Queensland	0	0	<6	<6
Bolton Clarke The Terraces	Queensland	0	<6	0	<6
Broadwater Grove Care Community	Queensland	0	13	10	23
Carramar Aged Care	Queensland	0	8	<6	n/p
Central & Upper Burnett District Home for the Aged Nursing Home	Queensland	0	7	6	13
Childers Multi-Purpose Service	Queensland	0	<6	<6	<6
Estia Health Maroochydore	Queensland	0	<6	0	<6
NewDirection Care at Bellmere	Queensland	0	<6	<6	9
Ozcare Villa Vincent	Queensland	0	<6	<6	<6
Peninsula Palms Retirement Village	Queensland	0	0	<6	<6
Regis Aspley	Queensland	0	<6	0	<6
Regis Lodges on George	Queensland	0	18	14	32
Regis Redlynch	Queensland	0	16	0	16
Regis The Gap	Queensland	0	<6	0	<6
Residency by Dillons Tin Can Bay	Queensland	0	<6	<6	8
Southport Lodge	Queensland	0	8	0	8
St Vincent's Care Carina	Queensland	0	6	0	6
St Vincent's Care Corinda	Queensland	0	<6	0	<6
Sylvan Woods Nursing Home	Queensland	0	9	<6	n/p
ACH Group Residential Care - Highercombe	South Australia	0	15	<6	n/p
Ashman Grove Aged Care Hostel	South Australia	0	<6	0	<6
Bolton Clarke Charles Young	South Australia	0	<6	0	<6
Bonney Lodge	South Australia	0	6	<6	n/p

Service Name	State	Resident Deaths	Resident Cases	Staff Cases	Total Cases
Calvary Flora McDonald Retirement Community	South Australia	0	<6	<6	6
Edenfield Family Care - Ramsay	South Australia	0	24	30	54
Edenfield Family Care West Park	South Australia	0	9	6	15
Eldercare Cottage Grove	South Australia	0	6	<6	n/p
Eldercare Evanston Park	South Australia	0	<6	<6	8
Eldercare Seaford	South Australia	0	<6	<6	<6
Eldercare The Lodge	South Australia	0	14	6	20
Estia Health Encounter Bay	South Australia	<6	10	<6	n/p
Estia Health Flagstaff Hill	South Australia	0	9	<6	n/p
Helping Hand Aged Care - Parafield Gardens	South Australia	0	<6	<6	<6
Joslin Manor Care Community	South Australia	0	18	0	18
Longridge Aged Care	South Australia	0	<6	<6	<6
Mary Cecelia Hart Court Hostel	South Australia	0	13	10	23
Mount Carmel Residential Care	South Australia	0	7	0	7
Naracoorte Health Service	South Australia	0	13	12	25
Oakfield Lodge Residential Care	South Australia	<6	42	15	57
Oaklands Park Lodge Residential Care	South Australia	<6	11	0	11
Regis Playford	South Australia	0	6	6	12
Resthaven Port Elliot	South Australia	0	24	8	32
Romani	South Australia	0	<6	<6	<6
Snowtown Multi-Purpose Service	South Australia	0	<6	<6	7
St Basil's at Croydon Park	South Australia	0	13	<6	n/p
Star Of The Sea Home For The Aged	South Australia	0	8	11	19
Tanunda Lutheran Home	South Australia	0	<6	<6	7
UnitingSA Hawksbury Gardens Aged Care	South Australia	0	8	0	8
Eliza Purton	Tasmania	0	<6	<6	<6
Grenoch Home	Tasmania	0	8	<6	n/p

Service Name	State	Resident Deaths	Resident Cases	Staff Cases	Total Cases
Regis Tasmania - Norwood	Tasmania	0	<6	0	<6
St Ann's	Tasmania	0	15	<6	n/p
The Queen Victoria Home	Tasmania	0	<6	<6	8
Toosey Aged and Community Care	Tasmania	<6	19	7	26
Aeralife Twin Parks	Victoria	0	21	<6	n/p
Alan David Lodge	Victoria	0	12	0	12
Arcare Gisborne	Victoria	0	8	<6	n/p
Assisi Centre Aged Care	Victoria	0	21	<6	n/p
Baptcare - Hedley Sutton Community	Victoria	0	17	<6	n/p
Baptcare Wyndham Lodge Community	Victoria	0	6	0	6
Benetas Dalkeith Gardens	Victoria	0	9	6	15
Bentleys Aged Care	Victoria	0	7	<6	n/p
Bolton Clarke Avonlea	Victoria	<6	36	10	46
Bolton Clarke Camberwell Green	Victoria	0	7	0	7
Bolton Clarke Glendale (VIC)	Victoria	0	24	<6	n/p
Bolton Clarke Highwood Court	Victoria	<6	32	<6	n/p
Bolton Clarke Lynbrook Park	Victoria	0	<6	0	<6
Bolton Clarke Newmans on the Park	Victoria	0	22	7	29
Bolton Clarke Tannoch Brae	Victoria	0	<6	<6	<6
Bolton Clarke Templestowe Manor	Victoria	<6	15	<6	n/p
Bolton Clarke The Ashley	Victoria	0	<6	<6	<6
Box Hill Views Care Community	Victoria	0	<6	0	<6
Bupa Berwick	Victoria	0	<6	<6	<6
Bupa Bonbeach	Victoria	<6	<6	<6	<6
Bupa Templestowe	Victoria	0	<6	0	<6
Bupa Wodonga	Victoria	0	<6	<6	7
Calvary Balmoral Grove	Victoria	0	<6	0	<6

Service Name	State	Resident Deaths	Resident Cases	Staff Cases	Total Cases
Calvary Kelaston	Victoria	0	<6	0	<6
Calvary Rosanna Views	Victoria	0	8	<6	n/p
Chaffey Aged Care	Victoria	0	<6	<6	n/p
Chelsea Lodge Hostel	Victoria	0	<6	<6	<6
Drysdale Grove	Victoria	0	<6	<6	<6
Estia Health Grovedale	Victoria	0	13	15	28
Estia Health Melton South	Victoria	0	<6	<6	<6
Estia Health Mount Clear	Victoria	0	9	<6	n/p
Estia Health Werribee	Victoria	0	<6	<6	<6
Garden View Court Hostel	Victoria	0	16	8	24
Glenroy Terrace Care Community	Victoria	<6	<6	0	<6
Golden Oaks Nursing Home	Victoria	0	8	<6	n/p
Heathcote Health Low Care Service	Victoria	0	8	<6	n/p
Hesse Rural Health Service Nursing Home	Victoria	0	<6	<6	<6
Hillview Bunyip Aged Care Inc	Victoria	0	7	0	7
Homewood Residential Aged Care	Victoria	0	16	0	16
Ivanhoe Grand Care Community	Victoria	0	23	9	32
John Curtin Aged Care	Victoria	0	<6	0	<6
Keilor East Manor Care Community	Victoria	0	<6	0	<6
Kew Grove Care Community	Victoria	0	<6	0	<6
Kilmore Grove Care Community	Victoria	0	7	<6	n/p
Luson Bloom	Victoria	0	19	10	29
Luson Eden Park	Victoria	0	7	<6	n/p
Lynden Aged Care	Victoria	0	<6	0	<6
Malvern East Horizons Care Community	Victoria	0	<6	0	<6
Manangatang Multi-Purpose Service	Victoria	0	<6	<6	6
MannaCare - Cassia House	Victoria	0	13	<6	n/p

Service Name	State	Resident Deaths	Resident Cases	Staff Cases	Total Cases
Marina Residential Aged Care Service	Victoria	0	54	0	54
Mayflower Brighton	Victoria	0	<6	0	<6
Mayflower Reservoir	Victoria	0	7	<6	n/p
mecwacare Gregory Lodge, Flemington	Victoria	0	<6	<6	7
Mercy Place Boronia	Victoria	0	<6	0	<6
Mercy Place Colac	Victoria	0	<6	<6	7
Mercy Place Dandenong	Victoria	0	<6	0	<6
Mercy Place Parkville	Victoria	0	9	<6	n/p
Merindah Lodge Nursing Home	Victoria	0	<6	<6	<6
Moran Roxburgh Park	Victoria	0	23	15	38
Mount Waverley Glades Care Community	Victoria	0	16	8	24
Murrenda Residential Aged Care Home	Victoria	0	6	<6	n/p
Myrtleford Lodge Aged Care	Victoria	<6	8	8	16
Olivet Aged Persons Home	Victoria	0	<6	<6	<6
Paynesville Gardens Care Community	Victoria	0	<6	<6	<6
Preston Hilltop Care Community	Victoria	0	<6	<6	<6
Prom Country Aged Care	Victoria	<6	24	13	37
Regis Alawarra Lodge	Victoria	0	7	<6	n/p
Regis Cranbourne	Victoria	0	9	0	9
Regis Fawkner	Victoria	0	9	0	9
Regis Mornington	Victoria	0	8	<6	n/p
Regis Ontario	Victoria	<6	11	7	18
Regis Shenley Manor	Victoria	0	7	0	7
Sale Gardens Care Community	Victoria	0	<6	<6	6
Salisbury House Nursing Home	Victoria	0	<6	0	<6
Sea Views Manor	Victoria	0	31	15	46
Skye Lodge	Victoria	<6	43	21	64

Service Name	State	Resident Deaths	Resident Cases	Staff Cases	Total Cases
Templestowe Woodlands Care Community	Victoria	0	19	10	29
The Alba Aged Care Suites	Victoria	0	9	<6	n/p
Vasey RSL Care Bundoora	Victoria	0	<6	0	<6
Villa Maria Catholic Homes St Bernadette's Aged Care Residence	Victoria	0	16	<6	n/p
Village Baxter - Manor	Victoria	<6	<6	<6	<6
Warrandyte Gardens Care Community	Victoria	0	12	6	18
Warrina Aged Care	Victoria	<6	21	8	29
Warrnambool Place Care Community	Victoria	0	<6	<6	<6
Wintringham Eunice Seddon Home	Victoria	0	8	10	18
Wintringham Ron Conn Nursing Home	Victoria	0	<6	<6	9
Yarriambiack Lodge Nursing Home	Victoria	0	<6	<6	6
Acacia Living Group Menora Gardens Aged Care Facility	Western Australia	0	23	16	39
Adventist Residential Care	Western Australia	0	10	<6	n/p
Alfred Cove Care Community	Western Australia	0	<6	0	<6
Amana Living Kinross Care Community	Western Australia	0	<6	<6	<6
Amana Living Parry Care Centre	Western Australia	0	10	<6	n/p
Amaroo Village McMahon Caring Centre	Western Australia	0	<6	0	<6
Applecross Shore Care Community	Western Australia	0	9	<6	n/p
Baptistcare Morrison Gardens	Western Australia	0	<6	9	n/p
Carine Parkside Care Community	Western Australia	0	<6	0	<6
Craigcare Maylands	Western Australia	0	<6	<6	<6
Geraldton Shore Care Community	Western Australia	0	0	<6	<6
Guildford Village	Western Australia	0	<6	<6	6
Juniper Annesley	Western Australia	0	<6	<6	6
Kalkarni Residency	Western Australia	0	24	11	35
Karinya Residential Care	Western Australia	0	<6	<6	<6
Mercy Place Mont Clare	Western Australia	0	9	0	9

Service Name	State	Resident Deaths	Resident Cases	Staff Cases	Total Cases
MercyCare Wembley Catherine McAuley	Western Australia	0	<6	0	<6
Murdoch Gardens Care Community	Western Australia	0	<6	<6	<6
MYVISTA Balcatta	Western Australia	0	7	<6	n/p
MYVISTA Mirrabooka	Western Australia	0	21	10	31
Villa Maria	Western Australia	0	8	7	15