



COVID-19 outbreaks in Australian residential aged care homes

National snapshot

As at 8:00 am 12 June 2025, there are 1,767 active COVID-19 cases reported in 252 active outbreaks in residential aged care homes (RACHs) across Australia. There have been 125 new outbreaks, 16 new resident deaths and 1,594 combined new resident and staff cases reported since 5 June 2025.

Table 1: Aged Care COVID-19 data as at 8.00am 12 June 2025¹

Category	Active ²	Change in active (7 days)	Cumulative Total	Cumulative increase (7 days)
Outbreaks ³	252	54	25,972	125
RACHs affected	252	54	2,915	0
Resident cases	1,310	247	248,202	1,167
Resident deaths	N/A	N/A	7,389	16
Staff cases	457	78	129,850	427

Residential aged care homes with active outbreaks are included in [Appendix](#).

Data collected from 31 March 2020 including retrospective data on outbreaks and cases from 18 February 2020.

Table 2: Overview of active outbreaks in Australia

	ACT	NSW	NT	QLD	SA	TAS	VIC	WA	Total
Total RACHs with outbreaks	1	79	0	28	36	5	82	21	252
Total number of active resident cases	13	434	0	90	192	15	476	90	1,310
Total number of active staff cases	3	136	0	31	83	10	167	27	457
Total outbreaks opened in previous 7 days	0	44	0	17	14	2	37	10	125
Total outbreaks closed in previous 7 days	1	15	0	8	8	1	27	11	71

¹ Outbreak opening and closure includes changes in the status of exposure sites to outbreaks (and vice versa), which are applied retrospectively to facility records. New case information can also change the status of a recovered site back to an active outbreak site. As a result, changes in active outbreak status may not align with day-on-day variations to active totals. These adjustments will also affect the number of cases in staff and residents reported each week.

² Active residents and staff cases are the total currently positive cases in active outbreaks.

³ An outbreak is considered to be active pending advice from the relevant Public Health Unit. An outbreak is defined as at least 1 (one) positive case in a resident or 2+ cases in staff.

Figure 1: National outbreak trends in aged care – December 2021 to present

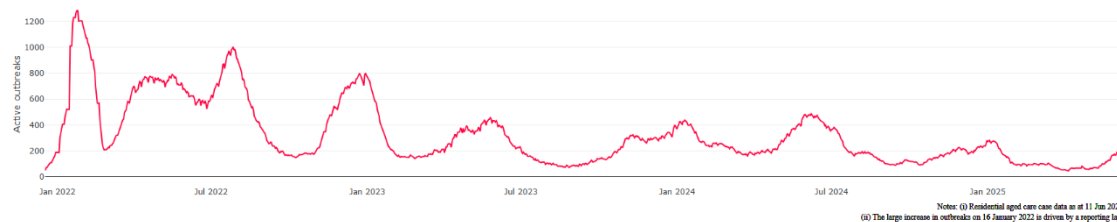
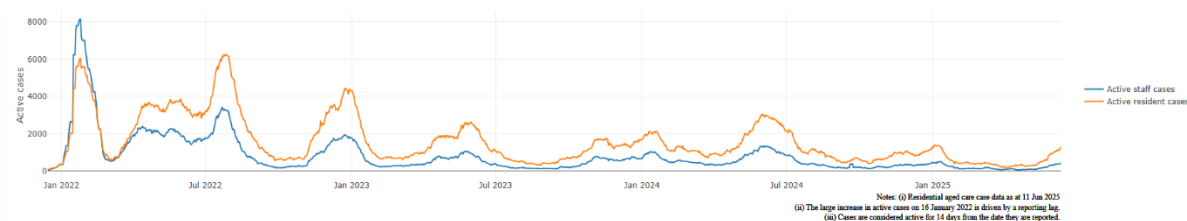


Figure 2: Trends in aged care cases – December 2021 to present



Mortality

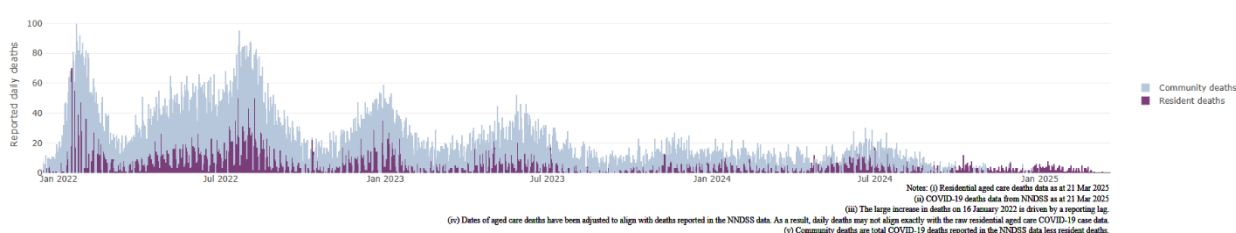
For the period of 1 January 2025 to 7 June 2025, COVID-19 is recorded as the cause of death in 0.6% of all deaths in permanent residents in aged care homes.

Since the beginning of the Omicron outbreak in mid-December⁴ 2021, there have been 213,803 deaths in residential aged care from all causes (report period from 15 December 2021 to 7 June 2025)⁵. COVID-19 deaths account for 3.0% of this figure.

There has been a decrease year on year for the rate of case fatality⁶, from a 33% case fatality rate in resident COVID-19 cases in 2020 to 3.3% in 2022 and 1.3% in 2025.

Over the course of the pandemic, all-cause excess mortality in residential aged care was below expected numbers in 2020, and within expected range in 2021. In the first half of 2022, all-cause excess mortality in residential aged care was above the expected range. Excess mortality for the second half of the 2022 is yet to be finalised.

Figure 3: COVID-19 deaths in RACHs overlaid with community deaths



⁴ The Omicron outbreak start date has been redefined from late November 2021 to mid-December 2021. Changes have been made to align reporting with the start date of Omicron published in the department's external facing Epidemiology report.

⁵ The department is now accessing aged care deaths data from the SIEBEL dataset. Figures are live and subject to change. Source: Department of Health and Aged Care unpublished data / SIEBEL dataset.

⁶ Case fatality calculated as total reported resident COVID-19 deaths divided by total resident COVID-19 cases.

Workforce in active residential aged care outbreaks

As at 11 June 2025, surge workforce providers report a total of 201,570 shifts delivered in aged care services impacted by COVID-19. These shifts include roles for GPs, nurses, care workers, allied health workers, executive and ancillary staff. In the past week surge workforce providers have reported assisting 6 residential aged care home(s) and filled 160 shifts in aged care services.

Table 3: Workforce resources supplied to RACHs

Workforce provider	Total shifts	Previous 7 days
Aspen Medical ⁸	33,545	63
HealthX ⁹	38,153	85
Randstad ¹⁰	1,128	12
Previous contracted providers ¹¹	128,744	N/A
Total	201,570	160

⁸Aspen Medical shift data as at 11 June 2025, reported fortnightly.

⁹HealthX shift data as at 11 June 2025, reported weekly.

¹⁰Randstad shift data as at 11 June 2025, reported weekly.

¹¹Previous contracted providers include RCSA, HealthCare Australia, Mable and Torrens.

Oral antiviral treatments

Distribution of the oral anti-viral Lagevrio (Molnupiravir) commenced on 6 February 2022 to all RACHs with outbreak sites prioritised for delivery. The National Medical Stockpile has deployed 48,269 treatment courses of Lagevrio (Molnupiravir) to RACHs.

160,279 prescriptions for Lagevrio (Molnupiravir) have been issued to residents in RACHs, with a further 24,073 prescriptions for Paxlovid (nirmatrelvir + ritonavir) also issued since 28 February 2022 and up to 31 May 2025.

**Note: Oral antiviral data is only being updated monthly.*

Vaccination in RACHs

On 27 March 2025, recommendations for 2025 COVID-19 vaccinations were released. Recommended doses for the program are based on an individual's age and level of severe immunocompromise.

Those aged 75 years and over are recommended to get a COVID-19 vaccine dose every 6 months. Those aged over 65 years of age, and adults with severe immunocompromise are recommended to receive a COVID-19 vaccine dose every 12 months and are eligible to receive a COVID-19 vaccine dose every 6 months based on individual risk-benefit assessments. All other adults can receive a single dose this year.

Recommendations can be found on the Department of Health and Aged Care (department) website at: [ATAGI statement on the administration of COVID-19 vaccines in 2025](#)

People are encouraged to seek vaccination advice from their healthcare providers, specific to their circumstances.

People living in residential aged care are a high priority for the Government's COVID-19 vaccination program.

Older age remains the biggest risk factor for severe COVID-19 disease. Vaccination reduces the risk of severe disease and death from COVID-19.

The department is working with both the aged care and primary care sectors to ensure residents have access to the COVID-19 vaccine. The department continues to target support for RACHs to arrange COVID-19 vaccinations with local primary care providers such as GPs, community pharmacists and Aboriginal Community Controlled Health Services.

As at 11 June 2025:

- 72.3% of aged care residents have received a booster dose in the last 12 months.
- For residents over the age of 75:
 - 95,954 (55.4%) aged care residents received a booster dose in the last 6 months.
- 17,678 aged care residents have received a vaccination in the last 28 days (compared to 18,878 in the 28 days prior).

Table 4: Aged care COVID-19 Booster Doses (data as at 11 June 2025)

Jurisdiction	75+ with booster in last 6 months	
	Residents vaccinated	% of residents vaccinated
National	95,954	55.4%
NSW	31,205	55.7%
VIC	25,019	55.5%
QLD	18,480	53.4%
WA	8,868	54.9%
SA	8,420	56.6%
TAS	2,371	60.5%
ACT	1,425	63.4%
NT	<200	42.5%

Data in this report is sourced from Australian Immunisation Register (AIR) data of residents in permanent residential aged care homes.

An updated data methodology was implemented on 14 March 2025. Aged Care AIR data as at 11 June 2025; Matched AIR data uses a snapshot of permanent residents in residential aged care homes as at 31 March 2025. The Residential Aged Care Home (RACH) Recipient ID to Medicare PIN linkage file was loaded into Health Enterprise Data Warehouse on 22 May 2025 which linked Medicare Consumer Directory data as at 30 June 2024 and RACH recipient data as at 31 January 2025.

Note: Booster doses in this report refer to any dose 2 or above administered to an individual.

Infection control and audit

The Aged Care Quality and Safety Commission (Commission) conducts site audits and assessment contacts (site and non-site) to monitor and assess residential aged care services against the Aged Care Quality Standards (see Table 5 below). This may include conducting infection control monitoring (ICM) spot checks.

An ICM spot check involves an on-site visit to residential aged care services, without an outbreak, to observe infection control practices, to ensure that staff, management, and visitors are adhering to safe personal protective equipment protocols and to safe infection control arrangements, as required under the Quality Standards.

As at 12 June 2025, the Commission had conducted 6,105 ICM spot checks to observe infection control practices and PPE protocols in RACHs.

Table 5: Total quality assessment and monitoring activities with residential services (including IPC), by type and month 1 March 2020 to 12 June 2025

Regulatory Activities	2019-20 (1 Mar - 30 Jun 2020)	2020-21	2021-22	2022-23	2023-24	2024-25 (to 12 June 2025)	Total
Site visits	318	3,452	1,732	3,814	2,840	1,510	13,666
Non-site activities	3,704	8,396	6,665	1,413	487	778	21,443
Total activities	4,022	11,848	8,397	5,227	3,327	2,288	35,109

Appendix: National residential aged care homes (RACHs) with active outbreaks COVID-19

Please note, information reported in this table has been directly reported to the department by RACHs.

'Total cases' refers to all staff and resident cases associated with the active outbreak and may not reflect the count of currently active cases.

Where numbers have been incorrectly reported, RACHs are able to correct these in the COVID-19 Support Portal through My Aged Care.

Where a RACH is reporting less than six resident or staff cases or less than six deaths, data has been suppressed to protect the privacy of affected individuals (note that "n/p" indicates data is not provided to protect privacy).

Data below for individual services is as at 12 June 2025.

Service Name	State	Resident Deaths	Resident Cases	Staff Cases	Total Cases
Uniting Amala Gordon ACT	Australian Capital Territory	0	13	<6	n/p
Abbey House Aged Care	New South Wales	0	<6	6	n/p
ACDMA Aged Care Services	New South Wales	0	<6	<6	<6
Advantaged Care at Georges Manor	New South Wales	0	<6	0	<6
Anglicare Farrer Brown Court	New South Wales	0	7	<6	n/p
Annie Green Court	New South Wales	0	<6	0	<6
Arcare Warners Bay	New South Wales	0	<6	<6	<6
Bankstown Terrace Care Community	New South Wales	0	<6	<6	n/p
BaptistCare Aminya Centre	New South Wales	0	<6	<6	<6
BaptistCare Warena Centre	New South Wales	0	11	<6	n/p
Bella Vista Gardens	New South Wales	<6	<6	0	<6
Benjamin Short Grove	New South Wales	0	<6	0	<6
Blacktown Terrace Care Community	New South Wales	0	<6	0	<6
Blue Hills Manor	New South Wales	0	<6	0	<6
Bolton Clarke Greenwood	New South Wales	<6	12	<6	n/p
Bolton Clarke Redleaf Manor	New South Wales	0	<6	<6	<6
Borella House	New South Wales	<6	7	<6	n/p
Bossley Parkside Care Community	New South Wales	0	<6	0	<6
Brother Alberts Home	New South Wales	0	8	0	8

Service Name	State	Resident Deaths	Resident Cases	Staff Cases	Total Cases
Buckland	New South Wales	0	<6	0	<6
Bupa Ashfield	New South Wales	0	<6	0	<6
Bupa Pottsville Beach	New South Wales	0	9	<6	n/p
Calvary Albury & District	New South Wales	0	<6	<6	7
Calvary Ryde Retirement Community - Mary Potter Residential Care	New South Wales	0	44	10	54
Carino Care at Sylvania	New South Wales	0	33	10	43
Casa Mia Aged Care Centre	New South Wales	0	<6	<6	6
CASS Residential Aged Care Facility	New South Wales	0	<6	0	<6
Catholic Healthcare Bodington	New South Wales	0	<6	<6	<6
Catholic Healthcare Maranatha Lodge	New South Wales	0	9	<6	n/p
Chamberlain Gardens Aged Care	New South Wales	0	<6	0	<6
Charles Chambers Court	New South Wales	0	9	<6	n/p
Cheltenham House Aged Care Facility	New South Wales	0	7	0	7
Chiswick Manor Care Community	New South Wales	0	<6	<6	<6
Constitution Hill Aged Care	New South Wales	0	<6	<6	<6
Dellacourt	New South Wales	0	0	<6	<6
Denhams Beach Care Community	New South Wales	0	34	22	56
Dougherty Apartments	New South Wales	0	<6	0	<6
Garrawarra Centre	New South Wales	0	12	8	20
Gill Waminda Aged Care Plus Centre	New South Wales	0	18	24	42
Glenmore Park Care Community	New South Wales	0	<6	0	<6
Heritage Botany	New South Wales	0	17	<6	n/p
Hill View House Aged Care Facility	New South Wales	0	13	0	13
Hunters Hill Montefiore Home	New South Wales	0	30	<6	n/p
Indochinese Aged Care Services	New South Wales	0	7	0	7
Jindera Gardens Hostel	New South Wales	0	<6	<6	7

Service Name	State	Resident Deaths	Resident Cases	Staff Cases	Total Cases
John Goodlet Manor	New South Wales	0	15	<6	n/p
Katoomba Views Care Community	New South Wales	0	<6	<6	<6
Killarney Vale Care Community	New South Wales	0	9	<6	n/p
Lansdowne Gardens on Wycombe	New South Wales	0	<6	0	<6
Loreto Home of Compassion	New South Wales	0	8	<6	n/p
Mark Moran at Warrawee	New South Wales	0	23	<6	n/p
Meadowbank Grove Care Community	New South Wales	0	<6	0	<6
Mercy Place Albury	New South Wales	0	23	6	29
Milford House Nursing Home	New South Wales	0	<6	0	<6
Mona Vale View Care Community	New South Wales	0	6	0	6
Narrabeen Glades Care Community	New South Wales	0	<6	<6	<6
Our Lady Of Consolation Home	New South Wales	0	<6	0	<6
Peninsula Villages Ltd	New South Wales	0	7	<6	n/p
Randwick Montefiore Home	New South Wales	0	41	13	54
Regis Hornsby	New South Wales	0	7	<6	n/p
Regis Port Stephens	New South Wales	0	0	<6	<6
Rocky Point Residence	New South Wales	0	<6	0	<6
Russian Relief Association of St Sergius of Radonezh	New South Wales	0	11	0	11
Scalabrini Village Allambie Heights	New South Wales	0	12	<6	n/p
Scalabrini Village Chipping Norton	New South Wales	0	<6	<6	<6
Scalabrini Village Griffith	New South Wales	<6	49	<6	n/p
Southern Cross Care Cootamundra Residential Aged Care	New South Wales	0	21	<6	n/p
Southern Cross Care John Woodward Residential Aged Care	New South Wales	0	6	<6	n/p
St Patrick's Green	New South Wales	0	<6	0	<6
St Vincent's Care Services Auburn	New South Wales	0	<6	0	<6
St Vincent's Care Services Heathcote	New South Wales	0	9	<6	n/p

Service Name	State	Resident Deaths	Resident Cases	Staff Cases	Total Cases
SummitCare Canley Vale	New South Wales	<6	11	<6	n/p
Terrey Hills Nursing Home	New South Wales	0	12	0	12
The Willows Private Nursing Home Pty Ltd	New South Wales	0	16	<6	n/p
Uniting Abrina Ashfield	New South Wales	0	<6	<6	<6
Uniting Nareen Gardens Lodge Bateau Bay	New South Wales	0	<6	<6	6
Uniting Quong Tart Ashfield	New South Wales	0	8	<6	n/p
Uniting Starrett Lodge Hamlyn Terrace	New South Wales	0	6	<6	n/p
Uniting Wontama Orange	New South Wales	0	<6	<6	7
Warrigal Mount Terry	New South Wales	0	20	<6	n/p
Arcare Parkinson	Queensland	0	<6	<6	<6
Blue Care Kallangur Pilgrim Aged Care Facility	Queensland	0	7	0	7
Blue Care Redcliffe Aged Care Facility	Queensland	0	20	<6	n/p
Bolton Clarke Baycrest	Queensland	0	<6	<6	<6
Bolton Clarke Capella Bay	Queensland	0	7	<6	n/p
Bolton Clarke Carrington	Queensland	0	<6	0	<6
Bolton Clarke Cazna Gardens	Queensland	0	0	<6	<6
Bolton Clarke Centaur	Queensland	0	<6	0	<6
Bolton Clarke Moreton Shores	Queensland	0	<6	0	<6
Bolton Clarke Rows Bay	Queensland	0	0	<6	<6
Bolton Clarke Seaton Place	Queensland	0	0	<6	<6
Bolton Clarke The Ormsby	Queensland	0	12	<6	n/p
Bolton Clarke The Terraces	Queensland	0	<6	0	<6
Broadwater Grove Care Community	Queensland	0	<6	0	<6
Bupa Rangeville	Queensland	0	<6	<6	7
Carseldine Greens Care Community	Queensland	0	7	<6	n/p
Childers Multipurpose Health Service	Queensland	0	<6	<6	<6

Service Name	State	Resident Deaths	Resident Cases	Staff Cases	Total Cases
Infinite Care Ipswich	Queensland	0	<6	<6	6
Kawana Waters Care Community	Queensland	0	<6	0	<6
NewDirection Care at Bellmere	Queensland	0	<6	<6	7
Ozcare Innisfail	Queensland	<6	23	10	33
Peninsula Palms Retirement Village	Queensland	0	0	<6	<6
Regis Holland Park	Queensland	0	<6	0	<6
Regis Redlynch	Queensland	0	7	0	7
Southport Lodge	Queensland	0	8	0	8
St Vincent's Care Carina	Queensland	0	<6	0	<6
St Vincent's Care Corinda	Queensland	0	<6	0	<6
St Vincent's Care Services Southport	Queensland	0	8	6	14
ACH Group Residential Care - Highercombe	South Australia	0	8	<6	n/p
Ashman Grove Aged Care Hostel	South Australia	0	7	<6	n/p
Bellevue Court Residential Care	South Australia	0	13	0	13
Bolton Clarke Carinya	South Australia	0	<6	0	<6
Bolton Clarke Smithfield	South Australia	0	21	8	29
Bonney Lodge	South Australia	0	<6	<6	8
Bupa Woodville	South Australia	0	<6	<6	<6
Calvary Flora McDonald Retirement Community	South Australia	0	<6	<6	6
Edenfield Family Care	South Australia	0	6	6	12
Edenfield Family Care - Ramsay	South Australia	0	9	25	34
Eldercare Cottage Grove	South Australia	0	<6	<6	6
Eldercare Hope Valley	South Australia	<6	57	27	84
Eldercare The Lodge	South Australia	0	9	<6	n/p
Estia Health Daw Park	South Australia	0	22	<6	n/p
Estia Health Encounter Bay	South Australia	0	<6	<6	<6

Service Name	State	Resident Deaths	Resident Cases	Staff Cases	Total Cases
Estia Health Flagstaff Hill	South Australia	0	<6	0	<6
Estia Health Lockleys	South Australia	0	10	8	18
Joslin Manor Care Community	South Australia	0	17	0	17
Lower North - Snowtown MPS	South Australia	0	<6	<6	6
Mount Carmel Residential Care	South Australia	0	6	0	6
Murray Mudge	South Australia	0	<6	0	<6
Naracoorte Health Service	South Australia	0	6	7	13
Oakfield Lodge Residential Care	South Australia	0	37	13	50
Oaklands Park Lodge Residential Care	South Australia	0	10	0	10
Onkaparinga Lodge Residential Care	South Australia	0	<6	0	<6
Resthaven Leabrook	South Australia	0	<6	<6	<6
Resthaven Paradise	South Australia	0	29	<6	n/p
Resthaven Port Elliot	South Australia	0	24	8	32
Romani	South Australia	0	<6	<6	<6
St Basil's Aegean Village	South Australia	0	<6	0	<6
St Basil's at Croydon Park	South Australia	0	12	<6	n/p
Star Of The Sea Home For The Aged	South Australia	0	<6	6	n/p
The Philip Kennedy Centre Residential Care	South Australia	0	<6	0	<6
War Veterans Home Myrtle Bank	South Australia	0	6	<6	n/p
West Beach Residential Care	South Australia	0	<6	0	<6
Wheatfields Incorporated	South Australia	0	<6	<6	<6
Korongee	Tasmania	<6	8	<6	n/p
The Queen Victoria Home	Tasmania	0	<6	<6	8
Toosey Aged and Community Care	Tasmania	0	<6	0	<6
Tyler Village	Tasmania	0	6	<6	n/p
Uniting AgeWell Aldersgate Village	Tasmania	0	<6	0	<6

Service Name	State	Resident Deaths	Resident Cases	Staff Cases	Total Cases
Aeralife Twin Parks	Victoria	0	13	<6	n/p
Arcare Gisborne	Victoria	0	7	<6	n/p
Arcare Reservoir	Victoria	0	<6	0	<6
Assisi Centre Aged Care	Victoria	0	21	<6	n/p
Baptcare - Hedley Sutton Community	Victoria	0	14	<6	n/p
Baptcare The Orchards Community	Victoria	<6	21	<6	n/p
Baptcare Wyndham Lodge Community	Victoria	0	<6	0	<6
Benetas Dalkeith Gardens	Victoria	0	<6	<6	6
Bolton Clarke Avonlea	Victoria	<6	33	6	39
Bolton Clarke Charlesbrook	Victoria	0	<6	0	<6
Bolton Clarke Glendale (VIC)	Victoria	0	12	<6	n/p
Bolton Clarke Greenview	Victoria	0	20	<6	n/p
Bolton Clarke Highwood Court	Victoria	<6	32	<6	n/p
Bolton Clarke Newmans on the Park	Victoria	0	6	0	6
Bolton Clarke Tannoch Brae	Victoria	0	<6	<6	<6
Bolton Clarke Templestowe Manor	Victoria	<6	15	<6	n/p
Bupa Bonbeach	Victoria	<6	<6	<6	<6
Bupa Templestowe	Victoria	0	<6	0	<6
Clarinda on the Park	Victoria	0	7	<6	n/p
Craigcare Moonee Ponds	Victoria	0	9	6	15
Drysdale Grove	Victoria	0	<6	<6	<6
Estia Health Bannockburn	Victoria	0	8	<6	n/p
Estia Health Grovedale	Victoria	0	13	15	28
Estia Health Melton South	Victoria	0	<6	0	<6
Estia Health Mount Clear	Victoria	0	8	<6	n/p
Froniditha Clayton Aged Care	Victoria	<6	25	<6	n/p

Service Name	State	Resident Deaths	Resident Cases	Staff Cases	Total Cases
Garden View Court Hostel	Victoria	0	11	6	17
Glenroy Terrace Care Community	Victoria	<6	<6	0	<6
Greenwood Manor	Victoria	0	<6	<6	<6
Hepburn House	Victoria	0	15	6	21
Homewood Residential Aged Care	Victoria	0	11	0	11
Ivanhoe Grand Care Community	Victoria	0	19	8	27
Kardinia Parkside Care Community	Victoria	0	<6	0	<6
Keilor East Manor Care Community	Victoria	0	<6	0	<6
Lionsbrae Hostel	Victoria	0	15	<6	n/p
Luson Bloom	Victoria	0	10	8	18
Luson The Vue	Victoria	0	<6	<6	6
MannaCare - Cassia House	Victoria	0	9	<6	n/p
MannaCare - Doncaster Melaleuca Lodge	Victoria	0	23	11	34
Manor Court Werribee Aged Care Ltd	Victoria	<6	<6	<6	8
Marina Residential Aged Care Service	Victoria	0	46	0	46
Mayflower Brighton	Victoria	0	<6	0	<6
mecwacare Susan Barton House	Victoria	0	<6	0	<6
Melbourne Hebrew Memorial Nursing Home	Victoria	0	31	10	41
Mercy Place Ballarat	Victoria	0	15	8	23
Mercy Place Boronia	Victoria	0	<6	0	<6
Mercy Place Colac	Victoria	0	<6	<6	<6
Mercy Place East Melbourne	Victoria	0	15	<6	n/p
Mercy Place Montrose	Victoria	<6	10	6	16
Mercy Place Shepparton	Victoria	0	21	<6	n/p
Merindah Lodge Nursing Home	Victoria	0	<6	<6	<6
Merv Irvine Nursing Home	Victoria	<6	16	<6	n/p

Service Name	State	Resident Deaths	Resident Cases	Staff Cases	Total Cases
Moran Roxburgh Park	Victoria	0	23	15	38
Mount Waverley Glades Care Community	Victoria	0	<6	<6	<6
Mulgrave Rise Care Community	Victoria	0	12	<6	n/p
Myrtleford Lodge Aged Care	Victoria	0	<6	<6	7
Nellie Melba Retirement Village	Victoria	0	15	<6	n/p
Ocean Mist Aged Care	Victoria	0	<6	<6	6
Olivet Aged Persons Home	Victoria	0	<6	<6	<6
Paynesville Gardens Care Community	Victoria	0	<6	<6	<6
Prom Country Aged Care	Victoria	0	<6	6	n/p
Regis Alawarra Lodge	Victoria	0	14	<6	n/p
Regis Cranbourne	Victoria	0	7	0	7
Regis East Malvern	Victoria	0	10	0	10
Regis Ontario	Victoria	0	<6	0	<6
Sale Gardens Care Community	Victoria	0	<6	<6	6
Sea Views Manor	Victoria	0	13	12	25
Skye Lodge	Victoria	<6	36	19	55
Somerville Gardens Care Community	Victoria	0	<6	0	<6
St Andrew's Hostel	Victoria	0	24	<6	n/p
St Basil's Homes for the Aged in Victoria	Victoria	0	14	<6	n/p
Templestowe Woodlands Care Community	Victoria	0	11	<6	n/p
The Alba Aged Care Suites	Victoria	0	<6	0	<6
The Alexander Aged Care Centre	Victoria	0	<6	<6	6
The Sydney-Lynne Quayle & Fitzroy Lodge Hostels	Victoria	0	27	8	35
Villa Maria Catholic Homes St Bernadette's Aged Care Residence	Victoria	0	11	<6	n/p
Villa Maria Catholic Homes St Catherine's Aged Care Residence	Victoria	0	<6	<6	6
WARRAGUL COMMUNITY AGED CARE	Victoria	0	<6	<6	6

Service Name	State	Resident Deaths	Resident Cases	Staff Cases	Total Cases
Warramunda Village Hostel	Victoria	0	<6	6	n/p
Warrandyte Gardens Care Community	Victoria	0	12	6	18
Warrina Aged Care	Victoria	0	11	<6	n/p
Wintringham Eunice Seddon Home	Victoria	0	<6	<6	8
Acacia Living Group Menora Gardens Aged Care Facility	Western Australia	0	23	16	39
Aegis Amherst	Western Australia	0	<6	<6	6
Aegis Ellenvale	Western Australia	0	10	0	10
Amana Living Kinross Care Community	Western Australia	0	<6	<6	<6
Amana Living Parry Care Centre	Western Australia	0	<6	<6	<6
Amana Living Peter Arney Home	Western Australia	0	<6	0	<6
Amaroo Village Buckley Caring Centre	Western Australia	0	6	0	6
Applecross Shore Care Community	Western Australia	0	<6	0	<6
Bethanie Beachside	Western Australia	0	17	0	17
Bethanie Subiaco	Western Australia	0	<6	<6	6
Brightwater Inglewood	Western Australia	0	<6	0	<6
Carmel Roshana Care	Western Australia	0	17	8	25
Craigcare Maylands	Western Australia	0	<6	<6	<6
Guildford Village	Western Australia	0	<6	<6	6
Juniper Annesley	Western Australia	0	<6	<6	<6
Juniper Chrystal Halliday	Western Australia	0	21	0	21
Midland Nursing Home	Western Australia	0	<6	<6	<6
MYVISTA Mirrabooka	Western Australia	0	<6	0	<6
Rosewood Care Leederville	Western Australia	<6	<6	0	<6
Southern Plus East Fremantle	Western Australia	0	<6	<6	<6
Treeby Parklands Care Community	Western Australia	0	<6	0	<6