



Australian Government
Department of Health and Aged Care

COVID-19 Vaccine Program

Data as at:
07 May 2025

Total COVID-19 vaccinations



75+ years

2.2m

individuals aged 75 years and over have received a vaccination



65-74 years

2.5m

individuals aged 65 to 74 years have received a vaccination



18-64 years

15.2m

individuals aged 18 to 64 years have received a vaccination



73.7m

total vaccine doses administered

+422.8k monthly increase

NSW
22.7m

+126.2k monthly increase

VIC
19.1m

+111.7k monthly increase

QLD
13.8m

+74.6k monthly increase

WA
7.9m

+39.2k monthly increase

TAS
1.8m

+18.9k monthly increase

SA
5.2m

+32.5k monthly increase

ACT
2.4m

+18.6k monthly increase

NT
663.0k

+1.1k monthly increase

Key: m = million k = thousand

State breakdown is based on the state in which a vaccine was physically administered and may differ from a person's residential address.

Source: Australian Immunisation Register

COVID-19 vaccinations in the last six months

Data as at:
07 May 2025



544.8k (26.2%#)

individuals aged **75 years and over** have received a vaccination in the last six months##



366.9k (14.8%#)

individuals aged **65 to 74 years** have received a vaccination in the last six months##



343.7k (2.1%#)

individuals aged **18 to 64 years** have received a vaccination in the last six months##



1.3m

total vaccine doses administered to **all ages (18 years and over)** in the last six months

Number of doses administered in the last six months by provider state###

Provider state	Doses (18+ years)	Monthly change*
National	1.3m	35.0%
ACT	40.1k	41.4%
NSW	374.4k	36.0%
NT	3.6k	26.2%
QLD	247.6k	30.2%
SA	103.7k	32.3%
TAS	50.7k	43.7%
VIC	333.2k	35.6%
WA	117.7k	37.6%

#Coverage uses the Australian Bureau of Statistics June 2023 Estimated Resident Population (ERP) as denominator.

##The number of people with a dose will not match the number of doses administered. This can occur when a person receives a valid dose but then permanently leaves Australia, when a person receives multiple doses in a short time period (such as a specific health recommendation or a vaccine administration error), or in the case of data input errors into the Australian Immunisation Register.

###State breakdown is based on the state in which a vaccine was physically administered and may differ from a person's residential address.

*Difference between the previous six-months as per the data as at date and the previous six-months calculated four weeks ago. Comparing rolling time periods can result in negative changes depending on the rate of vaccination.

Key: m = million k = thousand

Source: Australian Immunisation Register

Data as at:
07 May 2025

COVID-19 vaccinations in the last 12 months



807.9k (38.9%#)

individuals aged **75 years and over** have received a vaccination in the last 12 months##



601.3k (24.2%#)

individuals aged **65 to 74 years** have received a vaccination in the last 12 months##



725.3k (4.4%#)

individuals aged **18 to 64 years** have received a vaccination in the last 12 months##



2.6m

total vaccine doses administered to **all ages (18 years and over)** in the last 12 months

Number of doses administered in the last 12 months by provider state###

Provider state	Doses (18+ years)	Monthly change*
National	2.6m	3.8%
ACT	80.2k	3.9%
NSW	751.9k	4.4%
NT	8.8k	1.5%
QLD	476.1k	3.6%
SA	200.3k	3.7%
TAS	98.4k	6.0%
VIC	686.4k	2.8%
WA	250.7k	4.4%

#Coverage uses the Australian Bureau of Statistics June 2023 Estimated Resident Population (ERP) as denominator.
##The number of people with a dose will not match the number of doses administered. This can occur when a person receives a valid dose but then permanently leaves Australia, when a person receives multiple doses in a short time period (such as a specific health recommendation or a vaccine administration error), or in the case of data input errors into the Australian Immunisation Register.
###State breakdown is based on the state in which a vaccine was physically administered and may differ from a person's residential address.
*Difference between the previous 12-months as per the data as at date and the previous 12-months calculated four weeks ago. Comparing rolling time periods can result in negative changes depending on the rate of vaccination.

Key: m = million k = thousand

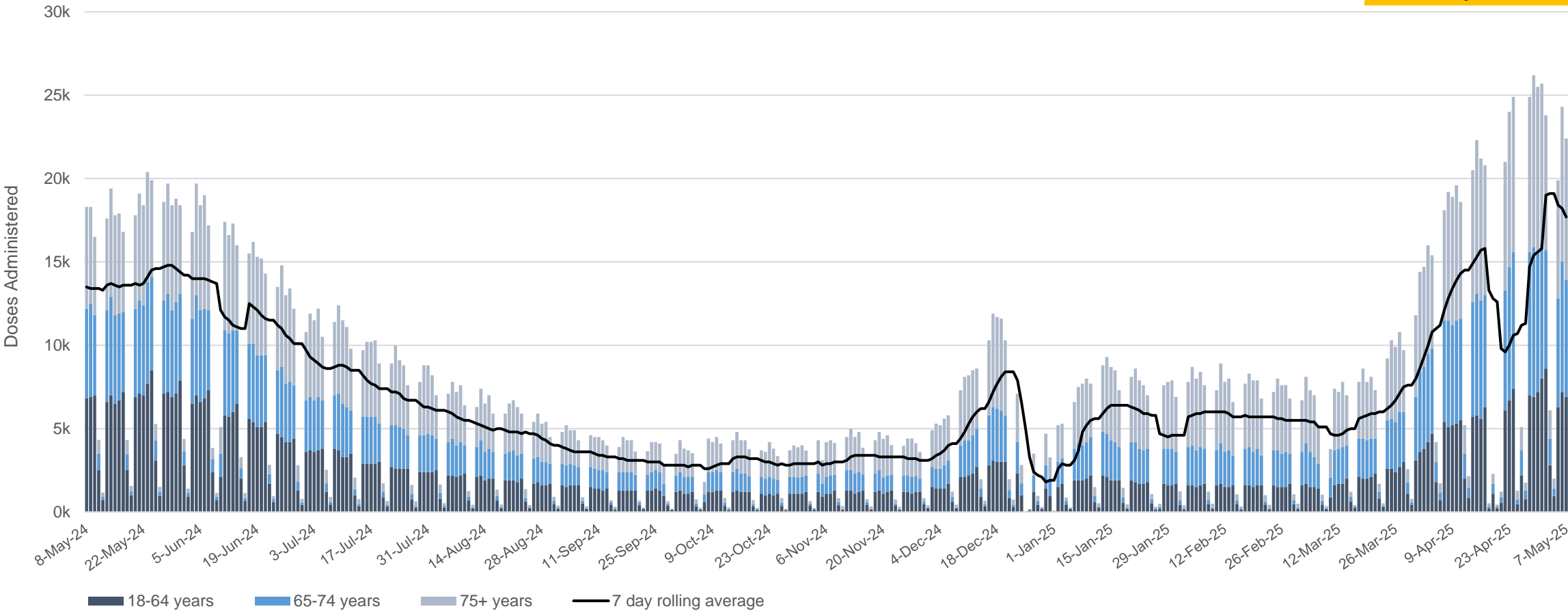
Source: Australian Immunisation Register

COVID-19 vaccinations administered in the last 12 months

Australia's COVID-19
Vaccine Program

Number of doses administered by day# and age group##

Data as at:
07 May 2025



##Date is based on the date a dose was physically administered rather than the date the information was recorded/known.

##The number of doses by age group is based on an individual's current age and may be different from the age at vaccination.

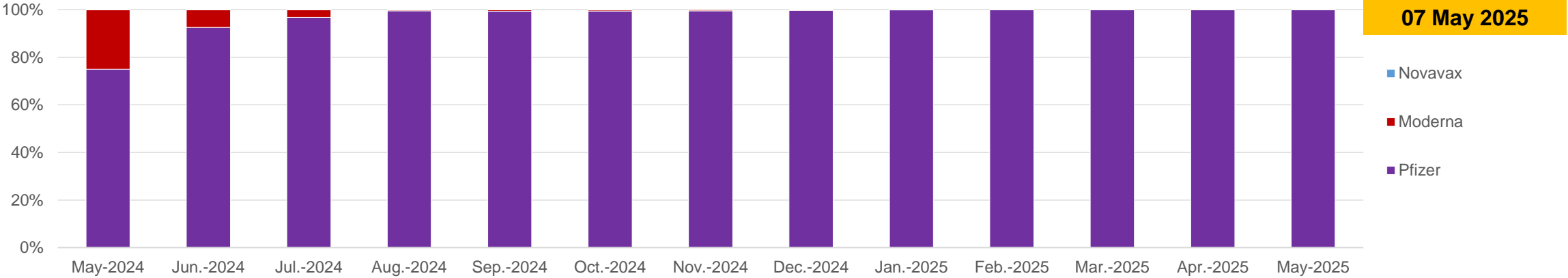
The number of people with a dose will not match the number of doses administered. This can occur when a person receives a valid dose but then permanently leaves Australia, when a person receives multiple doses in a short time period (such as a specific health recommendation or a vaccine administration error), or in the case of data input errors into the Australian Immunisation Register.

Key: m = million k = thousand

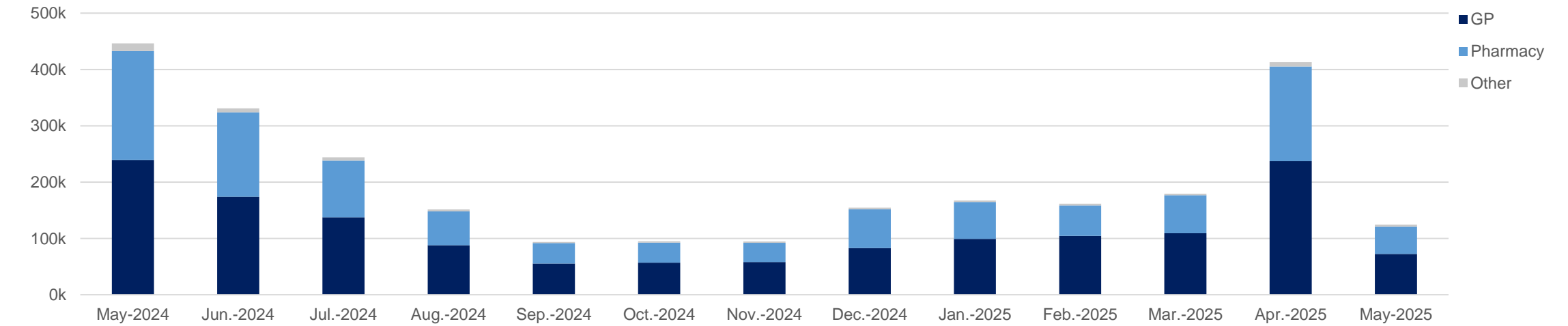
Source: Australian Immunisation Register

COVID-19 vaccinations administered in the last 12 months

Percentage of doses administered by month and vaccine brand



Number of doses administered by month and channel



Key: m = million k = thousand

Other consists of Aged Care and Disability, Jurisdictions, and Other Primary Care channels.

Source: Australian Immunisation Register

Vaccinations by age and location

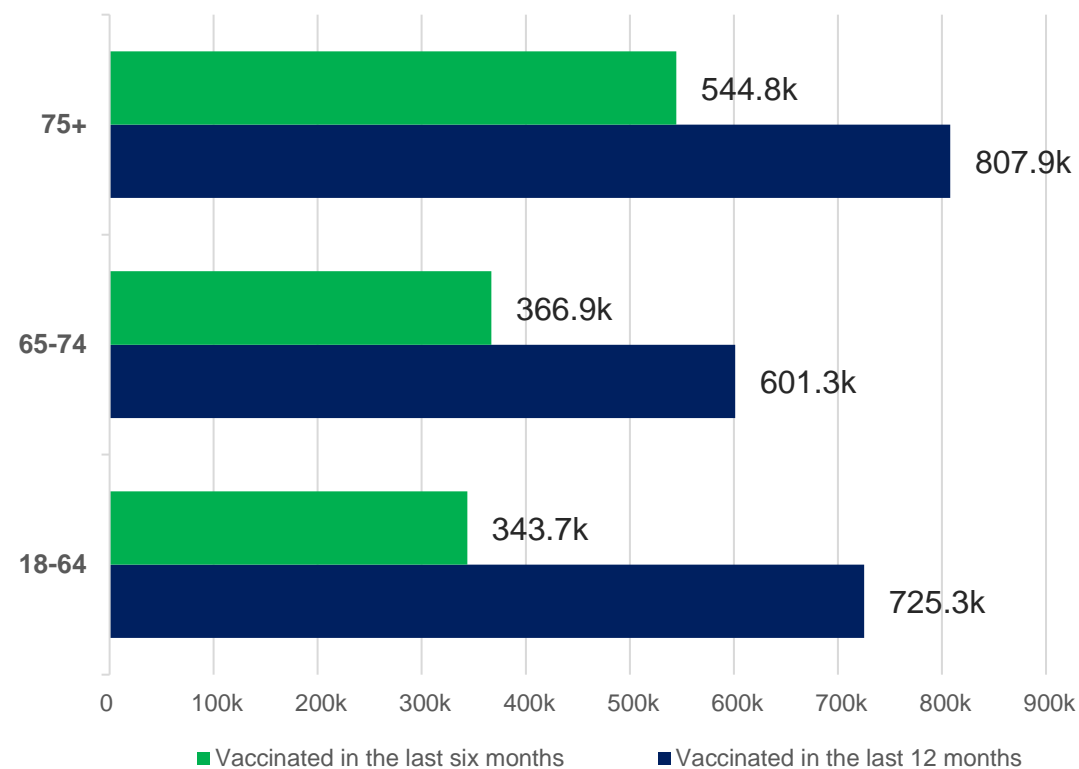
Australia's COVID-19
Vaccine Program

Data as at:
07 May 2025

Time since individuals last vaccination by residential state (18+ years)

Residential state*	Vaccinated in the last six months	Vaccinated in the last 12 months
National	1.3m	2.1m
ACT	36.9k	61.8k
NSW	367.6k	628.3k
NT	3.8k	7.8k
QLD	245.5k	403.9k
SA	102.5k	166.1k
TAS	49.5k	79.5k
VIC	327.0k	566.3k
WA	116.6k	210.7k
Unknown/Other	6.0k	10.2k

Time since individuals last vaccination by age (18+ years)



Key: m = million k = thousand

*Residential state is based on a person's usual state of residence. In some cases, a residential address may be in Other Territories or unable to be linked to a state and result in unknown values.

Source: Australian Immunisation Register

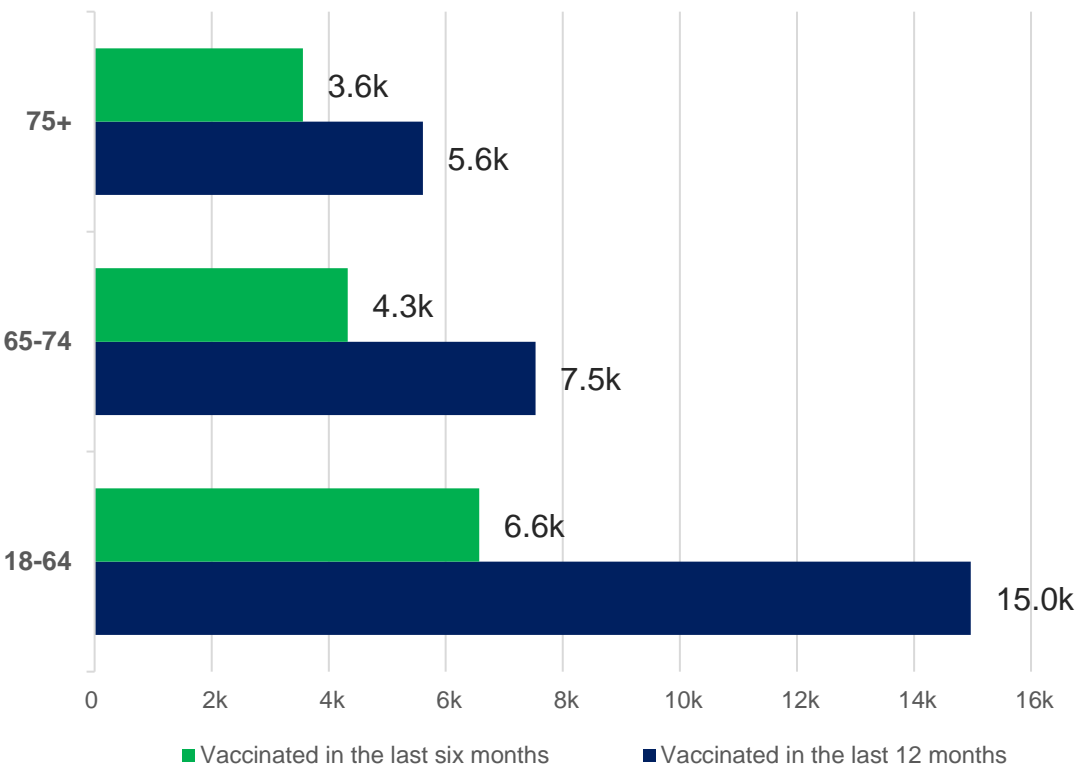
Aboriginal and Torres Strait Islander peoples

Data as at:
07 May 2025

Time since First Nations individuals last vaccination by state (18+ years)

Residential state*	Vaccinated in the last six months	Vaccinated in the last 12 months
National	14.5k	28.1k
ACT	<500	566
NSW	5.1k	9.5k
NT	510	1.3k
QLD	3.6k	6.8k
SA	741	1.5k
TAS	1.0k	1.8k
VIC	1.8k	3.5k
WA	1.2k	2.7k
Unknown/Other	<500	576

Time since First Nations individuals last vaccination by age (18+ years)



Identification as Aboriginal and/or Torres Strait Islander in the Australian Immunisation Register is optional, and the estimated population may be under reported.

*Residential state is based on a person's usual state of residence. In some cases, a residential address may be in Other Territories or unable to be linked to a state and result in unknown values.

Key: m = million k = thousand

Source: Australian Immunisation Register

Residential aged care vaccination

Data as at:
07 May 2025



135.1k (70.9%)

aged care residents have received a vaccination in the last 12 months[#]



96.1k (50.5%)

aged care residents have received a vaccination in the last six months[#]

Aged Care COVID-19 vaccinations

Jurisdiction	Received a vaccination in the last six months	
	Residents vaccinated	% of residents vaccinated
National	83.7k	44.0%
ACT	1.3k	55.1%
NSW	27.4k	44.5%
NT	<200	29.0%
QLD	13.8k	36.0%
SA	7.3k	44.7%
TAS	2.1k	47.9%
VIC	23.9k	48.3%
WA	7.9k	44.4%

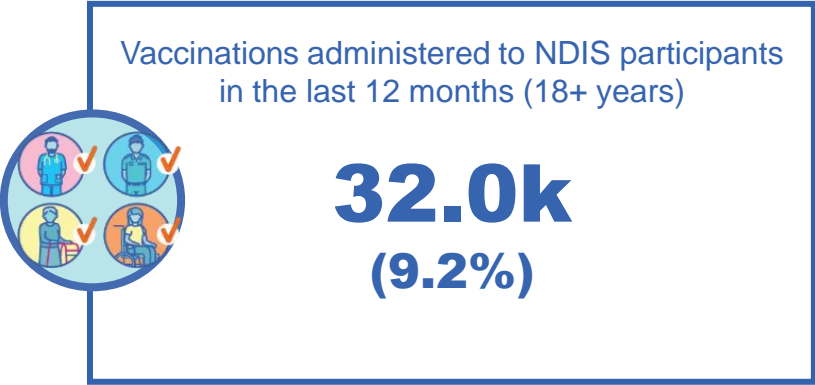
Key: m = million k = thousand

[#]Residential aged care populations are fluid and hence an estimate only. There is an administrative lag with the aged care recipient data which is linked to Australian Immunisation Register data. Counts may fluctuate due to enhancements to data over time.

Source: Matched Australian Immunisation Register data of residents in permanent residential aged care homes

Data as at:
27 Apr 2025

National Disability Insurance Scheme (NDIS) reported vaccinations



Time since NDIS participants last vaccination by state (18+ years)

State	Vaccinated in the last six months	Vaccinated in the last 12 months
National	4.0k	32.0k
ACT	<200	886
NSW	1.2k	9.4k
NT	<200	<200
QLD	762	5.5k
SA	282	2.4k
TAS	<200	1.2k
VIC	1.2k	9.3k
WA	248	3.1k

Includes all participants regardless of residence type.
Counts in underlying data may fluctuate a small amount due to perturbation, data maturity and changes in population size.
Comparison of this report to previous reports may be impacted by recent updates to the PLIDA population to incorporate the newest PLIDA data linkages. This change provides a more contemporary capture of CALD and NDIS populations. Going forward, future versions of this report will use the updated PLIDA population.

Key: m = million k = thousand
Source: Australian Immunisation Register linked to the Person Level Integrated Data Asset (PLIDA)

Data as at:
27 Apr 2025

Individuals with Culturally and Linguistically Diverse* (CALD) backgrounds

Vaccinations administered in
the last 12 months
(18+ years)



People born overseas

189.3k
(4.3%)



People who speak a language other
than English at home

117.8k
(2.9%)

Time since CALD individuals last vaccination by state (18+ years)

	Born overseas		Speaks a language other than English at home	
State	Vaccinated in the last six months	Vaccinated in the last 12 months	Vaccinated in the last six months	Vaccinated in the last 12 months
National	28.3k	189.3k	18.1k	117.8k
ACT	836	6.7k	534	4.3k
NSW	9.7k	62.5k	6.3k	40.6k
NT	<200	800	<200	491
QLD	4.5k	26.0k	2.7k	14.5k
SA	1.6k	11.3k	980	6.8k
TAS	622	4.0k	288	1.8k
VIC	8.6k	57.4k	6.0k	38.8k
WA	2.3k	20.8k	1.2k	10.4k

*Individuals with culturally and linguistically diverse (CALD) backgrounds are as reported in the 2021 Census and do not include Aboriginal and Torres Strait Islander peoples. The Born Overseas cohort excludes those born in the United Kingdom, Ireland and New Zealand. The data excludes those who have since departed Australia and deceased persons since the 2021 Census. There is an overlap across CALD cohorts where individuals may have reported they had more than one CALD characteristic in the 2021 Census.

Counts in underlying data may fluctuate a small amount due to perturbation, data maturity and changes in population size.

Comparison of this report to previous reports may be impacted by recent updates to the PLIDA population to incorporate the newest PLIDA data linkages. This change provides a more contemporary capture of CALD and NDIS populations. Going forward, future versions of this report will use the updated PLIDA population.

Key: m = million k = thousand

Source: Australian Immunisation Register linked to the Person Level Integrated Data Asset (PLIDA)

Explanatory notes

The Australian Immunisation Register (AIR): the Australian Immunisation Register is a national register that records all vaccines given to people in Australia.

Doses administered: the total number of COVID-19 vaccination records in the Australian Immunisation Register. This includes all records, including vaccine administration errors, doses that were administered to people who are no longer active in Australia (relocated or passed away), and doses administered to people overseas who have since interacted with the Australian health system. The number of doses administered is different to the number of people with a dose. The number of doses administered is normally shown by the provider state, while the number of people with a dose is normally shown by a person's residential state.

Time Since Last Vaccination: the time that has elapsed since a person's last recorded COVID-19 vaccine, based on the administration date in the Australian Immunisation Register.

Current age: unless otherwise specified, when reporting on the number of people age is calculated based on the age of a person at the time of reporting. It is possible for a person to move across cohorts over time however they are counted in only one cohort at the time of reporting.

Encounter age: unless otherwise specified, when reporting on the number of doses age is calculated based on the age of a person at the time of vaccine administration.

Aboriginal and Torres Strait Islander peoples: the Aboriginal and Torres Strait Islander population refers to the number of individuals that identify as Aboriginal and Torres Strait Islander in the Australian Immunisation Register. Identifying as Aboriginal and/or Torres Strait Islander is optional, and the estimated population may be under reported. Numbers include all Aboriginal and Torres Strait Islander peoples who have received a vaccination and are not limited to those administered in an ACCHS setting.

Other Priority Populations: some cohorts of interest are unable to be identified in the Australian Immunisation Register alone. For information on these priority populations, please refer to the caveats with the data, as these use different data assets and may have different methodologies that are not directly comparable to the general population.

International doses: vaccination doses that are recognised by the Therapeutic Goods Administration (TGA) and were physically administered outside of Australia to people included in the Australian Immunisation Register. Please note that many of these doses are assigned to a default provider with a location in the Australian Capital Territory.

Monthly increase: is the difference between the reported total as per the data as at date and the reported total from four weeks ago. This captures all new records uploaded into the Australian Immunisation Register, even if the doses were not physically administered during this time period (i.e., if a provider enters a record late).

Rounding: please note that numbers may not add up to their total due to rounding of figures.

Update information: vaccine data is sourced from the Australian Immunisation Register as at 11:59pm 07 May 2025 unless otherwise noted.