



COVID-19 outbreaks in Australian residential aged care homes

National snapshot

As at 8:00 am 8 May 2025, there are 425 active COVID-19 cases reported in 75 active outbreaks in residential aged care homes (RACHs) across Australia. There have been 17 new outbreaks, 1 new resident death and 369 combined new resident and staff cases reported since 1 May 2025.

Table 1: Aged Care COVID-19 data as at 8.00am 8 May 2025¹

Category	Active ²	Change in active (7 days)	Cumulative Total	Cumulative increase (7 days)
Outbreaks ³	75	17	25,501	44
RACHs affected	75	17	2,912	0
Resident cases	319	49	244,227	282
Resident deaths	N/A	N/A	7,358	1
Staff cases	106	13	128,403	87

Residential aged care homes with active outbreaks are included in [Appendix](#).

Data collected from 31 March 2020 including retrospective data on outbreaks and cases from 18 February 2020.

Table 2: Overview of active outbreaks in Australia

	ACT	NSW	NT	QLD	SA	TAS	VIC	WA	Total
Total RACHs with outbreaks	2	24	0	13	15	1	12	8	75
Total number of active resident cases	5	116	0	40	56	3	71	28	319
Total number of active staff cases	1	34	0	15	26	0	11	19	106
Total outbreaks opened in previous 7 days	1	9	0	10	12	1	6	5	44
Total outbreaks closed in previous 7 days	0	10	0	3	6	0	4	1	24

¹ Outbreak opening and closure includes changes in the status of exposure sites to outbreaks (and vice versa), which are applied retrospectively to facility records. New case information can also change the status of a recovered site back to an active outbreak site. As a result, changes in active outbreak status may not align with day-on-day variations to active totals. These adjustments will also affect the number of cases in staff and residents reported each week.

² Active residents and staff cases are the total currently positive cases in active outbreaks.

³ An outbreak is considered to be active pending advice from the relevant Public Health Unit. An outbreak is defined as at least 1 (one) positive case in a resident or 2+ cases in staff.

Figure 1: National outbreak trends in aged care – December 2021 to present

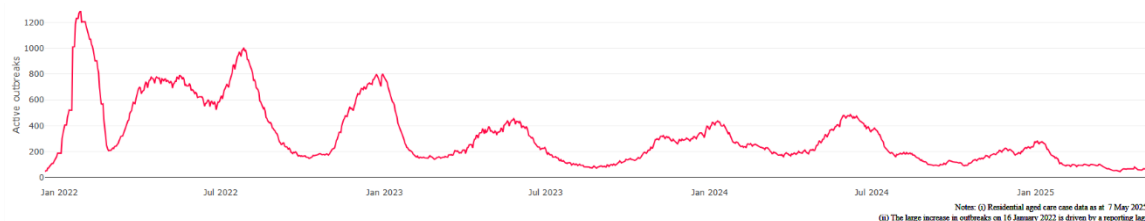
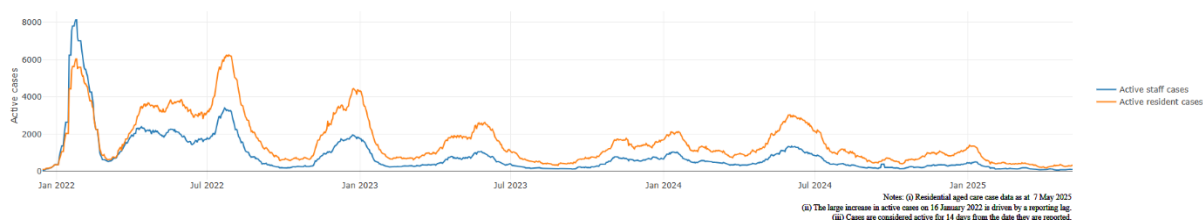


Figure 2: Trends in aged care cases – December 2021 to present



Mortality

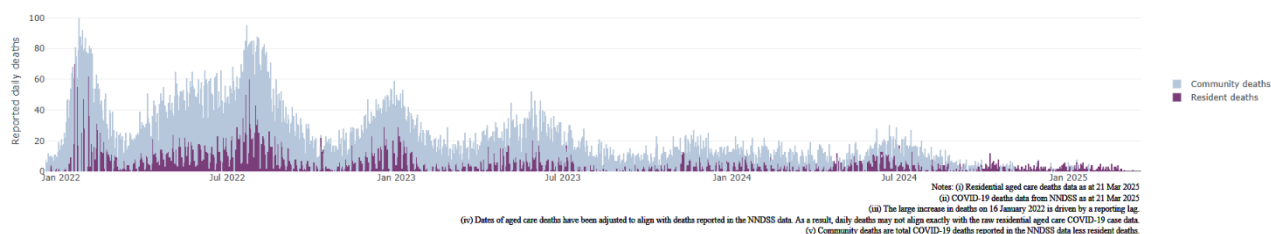
For the period of 1 January 2025 to 3 May 2025, COVID-19 is recorded as the cause of death in 0.7% of all deaths in permanent residents in aged care homes.

Since the beginning of the Omicron outbreak in mid-December⁴ 2021, there have been 207,860 deaths in residential aged care from all causes (report period from 15 December 2021 to 3 May 2025)⁵. COVID-19 deaths account for 3.1% of this figure.

There has been a decrease year on year for the rate of case fatality⁶, from a 33% case fatality rate in resident COVID-19 cases in 2020 to 3.3% in 2022 and 1.5% in 2025.

Over the course of the pandemic, all-cause excess mortality in residential aged care was below expected numbers in 2020, and within expected range in 2021. In the first half of 2022, all-cause excess mortality in residential aged care was above the expected range. Excess mortality for the second half of the 2022 is yet to be finalised.

Figure 3: COVID-19 deaths in RACHs overlaid with community deaths



⁴ The Omicron outbreak start date has been redefined from late November 2021 to mid-December 2021. Changes have been made to align reporting with the start date of Omicron published in the department's external facing Epidemiology report.

⁵ The department is now accessing aged care deaths data from the SIEBEL dataset. Figures are live and subject to change. Source: Department of Health and Aged Care unpublished data / SIEBEL dataset.

⁶ Case fatality calculated as total reported resident COVID-19 deaths divided by total resident COVID-19 cases.

Workforce in active residential aged care outbreaks

As at 7 May 2025, surge workforce providers report a total of 200,867 shifts delivered in aged care services impacted by COVID-19. These shifts include roles for GPs, nurses, care workers, allied health workers, executive and ancillary staff. In the past week surge workforce providers have reported assisting 1 residential aged care home(s) and filled 28 shifts in aged care services.

Table 3: Workforce resources supplied to RACHs

Workforce provider	Total shifts	Previous 7 days
Aspen Medical ⁸	33,115	0
HealthX ⁹	37,892	28
Randstad ¹⁰	1,116	0
Previous contracted providers ¹¹	128,744	N/A
Total	200,867	28

⁸Aspen Medical shift data as at 7 May 2025, reported fortnightly.

⁹HealthX shift data as at 7 May 2025, reported weekly.

¹⁰Randstad shift data as at 7 May 2025, reported weekly.

¹¹Previous contracted providers include RCSA, HealthCare Australia, Mable and Torrens.

Oral antiviral treatments

Distribution of the oral anti-viral Lagevrio (Molnupiravir) commenced on 6 February 2022 to all RACHs with outbreak sites prioritised for delivery. The National Medical Stockpile has deployed 48,269 treatment courses of Lagevrio (Molnupiravir) to RACHs.

157,470 prescriptions for Lagevrio (Molnupiravir) have been issued to residents in RACHs, with a further 23,195 prescriptions for Paxlovid (nirmatrelvir + ritonavir) also issued since 28 February 2022 and up to 30 April 2025.

**Note: Oral antiviral data is only being updated monthly.*

Vaccination in RACHs

On 27 March 2025, recommendations for 2025 COVID-19 vaccinations were released. Recommended doses for the program are based on an individual's age and level of severe immunocompromise.

Those aged 75 years and over are recommended to get a COVID-19 vaccine dose every 6 months. Those aged over 65 years of age, and adults with severe immunocompromise are recommended to receive a COVID-19 vaccine dose every 12 months and are eligible to receive a COVID-19 vaccine dose every 6 months based on individual risk-benefit assessments. All other adults can receive a single dose this year.

Recommendations can be found on the Department of Health and Aged Care (department) website at: [ATAGI statement on the administration of COVID-19 vaccines in 2025](#)

People are encouraged to seek vaccination advice from their healthcare providers, specific to their circumstances.

People living in residential aged care are a high priority for the Government's COVID-19 vaccination program.

Older age remains the biggest risk factor for severe COVID-19 disease. Vaccination reduces the risk of severe disease and death from COVID-19.

The department is working with both the aged care and primary care sectors to ensure residents have access to the COVID-19 vaccine. The department continues to target support for RACHs to arrange COVID-19 vaccinations with local primary care providers such as GPs, community pharmacists and Aboriginal Community Controlled Health Services.

As at 7 May 2025:

- 70.9% of aged care residents have received a booster dose in the last 12 months.
- For residents over the age of 75:
 - 87,867 (50.9%) aged care residents received a booster dose in the last 6 months.
- 16,431 aged care residents have received a vaccination in the last 28 days (compared to 14,683 in the 28 days prior).

Table 4: Aged care COVID-19 Booster Doses (data as at 7 May 2025)

Jurisdiction	75+ with booster in last 6 months	
	Residents vaccinated	% of residents vaccinated
National	87,867	50.9%
NSW	29,199	52.3%
VIC	23,393	52.2%
QLD	15,659	45.4%
WA	8,455	52.5%
SA	7,554	50.8%
TAS	2,139	55.0%
ACT	1,340	60.3%
NT	<200	33.0%

Data in this report is sourced from Australian Immunisation Register (AIR) data of residents in permanent residential aged care homes.

An updated data methodology was implemented on 14 March 2025. Aged Care AIR data as at 7 May 2025; Matched AIR data uses a snapshot of permanent residents in residential aged care homes as at 31 January 2025. The Residential Aged Care Home (RACH) Recipient ID to Medicare PIN linkage file was loaded into Health Enterprise Data Warehouse on 13 March 2025 which linked Medicare Consumer Directory data as at 11 October 2023 and RACH recipient data as at 31 October 2024.

Note: Booster doses in this report refer to any dose 2 or above administered to an individual.

Infection control and audit

The Aged Care Quality and Safety Commission (Commission) conducts site audits and assessment contacts (site and non-site) to monitor and assess residential aged care services against the Aged Care Quality Standards (see Table 5 below). This may include conducting infection control monitoring (ICM) spot checks.

An ICM spot check involves an on-site visit to residential aged care services, without an outbreak, to observe infection control practices, to ensure that staff, management, and visitors are adhering to safe personal protective equipment protocols and to safe infection control arrangements, as required under the Quality Standards.

As at 8 May 2025, the Commission had conducted 6,067 ICM spot checks to observe infection control practices and PPE protocols in RACHs.

Table 5: Total quality assessment and monitoring activities with residential services (including IPC), by type and month 1 March 2020 to 8 May 2025

Regulatory Activities	2019-20 (1 Mar - 30 Jun 2020)	2020-21	2021-22	2022-23	2023-24	2024-25 (to 8 May 2025)	Total
Site visits	318	3,452	1,732	3,814	2,840	1,427	13,583
Non-site activities	3,704	8,396	6,665	1,413	487	638	21,303
Total activities	4,022	11,848	8,397	5,227	3,327	2,065	34,886

Appendix: National residential aged care homes (RACHs) with active outbreaks COVID-19

Please note, information reported in this table has been directly reported to the department by RACHs.

'Total cases' refers to all staff and resident cases associated with the active outbreak and may not reflect the count of currently active cases.

Where numbers have been incorrectly reported, RACHs are able to correct these in the COVID-19 Support Portal through My Aged Care.

Where a RACH is reporting less than six resident or staff cases or less than six deaths, data has been suppressed to protect the privacy of affected individuals (note that "n/p" indicates data is not provided to protect privacy).

Data below for individual services is as at 8 May 2025.

Service Name	State	Resident Deaths	Resident Cases	Staff Cases	Total Cases
Goodwin Farrer (George Sautelle House)	Australian Capital Territory	0	<6	<6	<6
Sir Leslie Morshead Manor	Australian Capital Territory	<6	10	<6	n/p
Advantaged Care at Edensor Gardens	New South Wales	0	8	<6	n/p
Anglicare Piper House	New South Wales	0	11	<6	n/p
Anglicare The Terraces Residential Care	New South Wales	0	20	<6	n/p
BaptistCare Maranoa Centre - Alstonville	New South Wales	0	<6	0	<6
Bathurst Riverview Care Community	New South Wales	0	<6	0	<6
Bolton Clarke Willowdale	New South Wales	0	<6	0	<6
Bossley Parkside Care Community	New South Wales	0	8	<6	n/p
Bupa Ashbury	New South Wales	0	14	0	14
Catholic Healthcare Emmaus Village	New South Wales	0	7	<6	n/p
Catholic Healthcare St Peter's Lane Cove North	New South Wales	0	8	<6	n/p
Chiswick Manor Care Community	New South Wales	0	14	7	21
Eloura	New South Wales	0	15	12	27
Glaica House	New South Wales	0	<6	<6	<6
Harold Williams Home	New South Wales	<6	21	9	30
Macquarie Lodge Aged Care Plus Centre	New South Wales	0	7	<6	n/p
Moran Stockton	New South Wales	0	9	7	16
Orange Grove Care Community	New South Wales	0	<6	<6	6

Service Name	State	Resident Deaths	Resident Cases	Staff Cases	Total Cases
Peakhurst Nursing Home	New South Wales	0	<6	0	<6
Shoalhaven Place Care Community	New South Wales	0	<6	<6	7
Tarragal House	New South Wales	0	20	<6	n/p
The Whiddon Group - Glenfield	New South Wales	0	<6	0	<6
Timbrebongie House	New South Wales	0	18	11	29
Uniting Kamilaroi Lane Cove	New South Wales	0	<6	0	<6
Uniting Mingaletta Port Macquarie	New South Wales	0	9	<6	n/p
Arcare Noosa	Queensland	0	7	<6	n/p
Bolton Clarke Fairways	Queensland	0	11	<6	n/p
Bolton Clarke Fernhill	Queensland	<6	6	<6	n/p
Bolton Clarke Inverpine	Queensland	0	<6	<6	<6
Bolton Clarke Tantula Rise	Queensland	0	<6	<6	<6
Forest Lake Lodge	Queensland	0	<6	<6	<6
Georgina Margaret Davidson-Thompson Hostel	Queensland	0	<6	0	<6
Lutheran Services - St Pauls	Queensland	0	<6	<6	<6
Lutheran Services - Tabeel	Queensland	0	<6	0	<6
St Vincent's Care Carina	Queensland	0	<6	0	<6
St Vincent's Care Services Southport	Queensland	0	7	<6	n/p
The Good Shepherd Nursing Home	Queensland	0	<6	<6	7
Villa Maria Centre	Queensland	0	<6	0	<6
Aminya Village Hostel	South Australia	0	<6	<6	6
Bene St Pauls	South Australia	0	<6	0	<6
Boandik St Mary's	South Australia	0	11	8	19
Bolton Clarke Charles Young	South Australia	0	<6	0	<6
Bolton Clarke Little Para	South Australia	0	7	<6	n/p
Bupa Campbelltown	South Australia	0	<6	0	<6

Service Name	State	Resident Deaths	Resident Cases	Staff Cases	Total Cases
Carmelite Residential Care	South Australia	0	<6	0	<6
Estia Health Aldgate	South Australia	0	<6	<6	<6
Estia Health Golden Grove	South Australia	0	<6	0	<6
Estia Health Myrtle Bank	South Australia	0	<6	0	<6
Morlancourt	South Australia	0	6	0	6
Parkview Aged Care	South Australia	0	11	7	18
Riverview Lutheran Rest Home	South Australia	0	8	<6	n/p
Romani	South Australia	<6	6	<6	n/p
Wirraminna Care Residential Aged Care	South Australia	0	<6	<6	6
Uniting AgeWell Ningana	Tasmania	0	<6	0	<6
Bolton Clarke Avonlea	Victoria	0	0	<6	<6
Bolton Clarke Lilydale	Victoria	0	29	<6	n/p
Bupa Traralgon	Victoria	0	<6	<6	<6
Dunmunkle Lodge Hostel	Victoria	0	16	8	24
Greenway Gardens	Victoria	0	17	0	17
Jeparit & District Nursing Home	Victoria	0	<6	<6	<6
Keilor East Manor Care Community	Victoria	0	<6	0	<6
Maculata Place	Victoria	0	9	0	9
Park Lane Croydon	Victoria	0	6	0	6
Regis Dandenong North	Victoria	0	15	0	15
San Carlo Homes for the Aged	Victoria	0	28	<6	n/p
Villa Maria Catholic Homes St Catherine's Aged Care Residence	Victoria	0	7	<6	n/p
Aegis Amherst	Western Australia	0	<6	0	<6
Aegis Melville	Western Australia	0	10	0	10
Aegis Sandstrom	Western Australia	0	<6	<6	7
Baptistcare Mirrambeena	Western Australia	0	14	9	23

Service Name	State	Resident Deaths	Resident Cases	Staff Cases	Total Cases
Bethanie Dalyellup	Western Australia	0	6	6	12
Brightwater The Cove	Western Australia	0	0	<6	<6
Brightwater The Oaks	Western Australia	0	12	8	20
Marine Views Cottlesloe	Western Australia	0	17	9	26