



COVID-19 outbreaks in Australian residential aged care homes

National snapshot

As at 8:00 am 22 May 2025, there are 827 active COVID-19 cases reported in 127 active outbreaks in residential aged care homes (RACHs) across Australia. There have been 71 new outbreaks, 4 new resident deaths and 675 combined new resident and staff cases reported since 15 May 2025.

Table 1: Aged Care COVID-19 data as at 8.00am 22 May 2025¹

Category	Active ²	Change in active (7 days)	Cumulative Total	Cumulative increase (7 days)
Outbreaks ³	127	42	25,626	71
RACHs affected	127	42	2,914	1
Resident cases	600	168	245,126	498
Resident deaths	N/A	N/A	7,364	4
Staff cases	227	79	128,751	177

Residential aged care homes with active outbreaks are included in [Appendix](#).

Data collected from 31 March 2020 including retrospective data on outbreaks and cases from 18 February 2020.

Table 2: Overview of active outbreaks in Australia

	ACT	NSW	NT	QLD	SA	TAS	VIC	WA	Total
Total RACHs with outbreaks	5	36	0	18	20	2	34	12	127
Total number of active resident cases	7	238	0	66	63	8	164	54	600
Total number of active staff cases	5	85	0	25	25	3	58	26	227
Total outbreaks opened in previous 7 days	1	24	0	7	9	1	22	7	71
Total outbreaks closed in previous 7 days	0	7	0	5	6	0	7	3	28

¹ Outbreak opening and closure includes changes in the status of exposure sites to outbreaks (and vice versa), which are applied retrospectively to facility records. New case information can also change the status of a recovered site back to an active outbreak site. As a result, changes in active outbreak status may not align with day-on-day variations to active totals. These adjustments will also affect the number of cases in staff and residents reported each week.

² Active residents and staff cases are the total currently positive cases in active outbreaks.

³ An outbreak is considered to be active pending advice from the relevant Public Health Unit. An outbreak is defined as at least 1 (one) positive case in a resident or 2+ cases in staff.

Figure 1: National outbreak trends in aged care – December 2021 to present

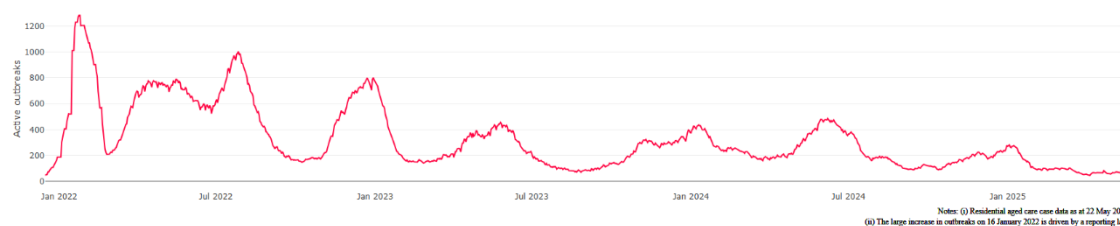
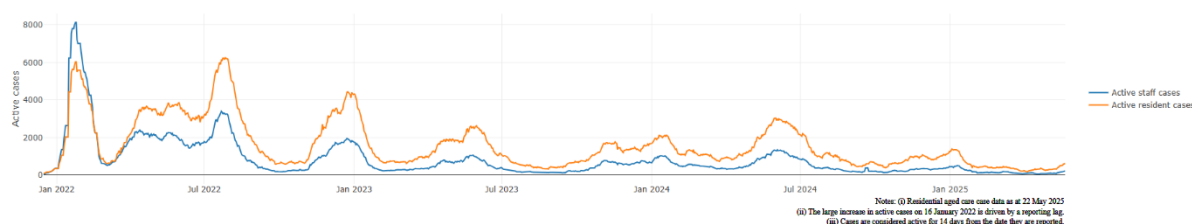


Figure 2: Trends in aged care cases – December 2021 to present



Mortality

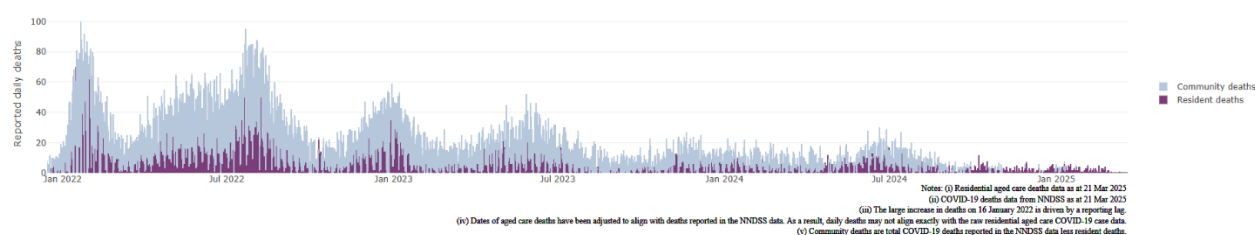
For the period of 1 January 2025 to 17 May 2025, COVID-19 is recorded as the cause of death in 0.6% of all deaths in permanent residents in aged care homes.

Since the beginning of the Omicron outbreak in mid-December⁴ 2021, there have been 210,139 deaths in residential aged care from all causes (report period from 15 December 2021 to 17 May 2025)⁵. COVID-19 deaths account for 3.1% of this figure.

There has been a decrease year on year for the rate of case fatality⁶, from a 33% case fatality rate in resident COVID-19 cases in 2020 to 3.3% in 2022 and 1.4% in 2025.

Over the course of the pandemic, all-cause excess mortality in residential aged care was below expected numbers in 2020, and within expected range in 2021. In the first half of 2022, all-cause excess mortality in residential aged care was above the expected range. Excess mortality for the second half of the 2022 is yet to be finalised.

Figure 3: COVID-19 deaths in RACHs overlaid with community deaths



⁴ The Omicron outbreak start date has been redefined from late November 2021 to mid-December 2021. Changes have been made to align reporting with the start date of Omicron published in the department's external facing Epidemiology report.

⁵ The department is now accessing aged care deaths data from the SIEBEL dataset. Figures are live and subject to change. Source: Department of Health and Aged Care unpublished data / SIEBEL dataset.

⁶ Case fatality calculated as total reported resident COVID-19 deaths divided by total resident COVID-19 cases.

Workforce in active residential aged care outbreaks

As at 22 May 2025, surge workforce providers report a total of 200,923 shifts delivered in aged care services impacted by COVID-19. These shifts include roles for GPs, nurses, care workers, allied health workers, executive and ancillary staff. In the past week surge workforce providers have reported assisting 2 residential aged care home(s) and filled 39 shifts in aged care services.

Table 34: Workforce resources supplied to RACHs

Workforce provider	Total shifts	Previous 7 days
Aspen Medical ⁸	33,115	0
HealthX ⁹	37,948	39
Randstad ¹⁰	1,116	0
Previous contracted providers ¹¹	128,744	N/A
Total	200,923	39

⁸Aspen Medical shift data as at 21 May 2025, reported fortnightly.

⁹HealthX shift data as at 21 May 2025, reported weekly.

¹⁰Randstad shift data as at 21 May 2025, reported weekly.

¹¹Previous contracted providers include RCSA, HealthCare Australia, Mable and Torrens.

Oral antiviral treatments

Distribution of the oral anti-viral Lagevrio (Molnupiravir) commenced on 6 February 2022 to all RACHs with outbreak sites prioritised for delivery. The National Medical Stockpile has deployed 48,269 treatment courses of Lagevrio (Molnupiravir) to RACHs.

157,470 prescriptions for Lagevrio (Molnupiravir) have been issued to residents in RACHs, with a further 23,195 prescriptions for Paxlovid (nirmatrelvir + ritonavir) also issued since 28 February 2022 and up to 30 April 2025.

**Note: Oral antiviral data is only being updated monthly.*

Vaccination in RACHs

On 27 March 2025, recommendations for 2025 COVID-19 vaccinations were released. Recommended doses for the program are based on an individual's age and level of severe immunocompromise.

Those aged 75 years and over are recommended to get a COVID-19 vaccine dose every 6 months. Those aged over 65 years of age, and adults with severe immunocompromise are recommended to receive a COVID-19 vaccine dose every 12 months and are eligible to receive a COVID-19 vaccine dose every 6 months based on individual risk-benefit assessments. All other adults can receive a single dose this year.

Recommendations can be found on the Department of Health and Aged Care (department) website at: [ATAGI statement on the administration of COVID-19 vaccines in 2025](#)

People are encouraged to seek vaccination advice from their healthcare providers, specific to their circumstances.

People living in residential aged care are a high priority for the Government's COVID-19 vaccination program.

Older age remains the biggest risk factor for severe COVID-19 disease. Vaccination reduces the risk of severe disease and death from COVID-19.

The department is working with both the aged care and primary care sectors to ensure residents have access to the COVID-19 vaccine. The department continues to target support for RACHs to arrange COVID-19 vaccinations with local primary care providers such as GPs, community pharmacists and Aboriginal Community Controlled Health Services.

As at 21 May 2025:

- 71.8% of aged care residents have received a booster dose in the last 12 months.
- For residents over the age of 75:
- 91,692 (53.1%) aged care residents received a booster dose in the last 6 months.
- 18,650 aged care residents have received a vaccination in the last 28 days (compared to 15,027 in the 28 days prior).

Table 5: Aged care COVID-19 Booster Doses (data as at 21 May 2025)

Jurisdiction	75+ with booster in last 6 months	
	Residents vaccinated	% of residents vaccinated
National	91,692	53.1%
NSW	30,030	53.7%
VIC	24,029	53.6%
QLD	17,086	49.5%
WA	8,556	53.1%
SA	8,074	54.3%
TAS	2,324	59.7%
ACT	1,437	64.4%
NT	<200	40.1%

Data in this report is sourced from Australian Immunisation Register (AIR) data of residents in permanent residential aged care homes.

An updated data methodology was implemented on 14 March 2025. Aged Care AIR data as at 21 May 2025; Matched AIR data uses a snapshot of permanent residents in residential aged care homes as at 31 January 2025. The Residential Aged Care Home (RACH) Recipient ID to Medicare PIN linkage file was loaded into Health Enterprise Data Warehouse on 13 March 2025 which linked Medicare Consumer Directory data as at 11 October 2023 and RACH recipient data as at 31 October 2024.

Note: Booster doses in this report refer to any dose 2 or above administered to an individual.

Infection control and audit

The Aged Care Quality and Safety Commission (Commission) conducts site audits and assessment contacts (site and non-site) to monitor and assess residential aged care services against the Aged Care Quality Standards (see Table 5 below). This may include conducting infection control monitoring (ICM) spot checks.

An ICM spot check involves an on-site visit to residential aged care services, without an outbreak, to observe infection control practices, to ensure that staff, management, and visitors are adhering to safe personal protective equipment protocols and to safe infection control arrangements, as required under the Quality Standards.

As at 22 May 2025, the Commission had conducted 6,067 ICM spot checks to observe infection control practices and PPE protocols in RACHs.

Table 6: Total quality assessment and monitoring activities with residential services (including IPC), by type and month 1 March 2020 to 22 May 2025

Regulatory Activities	2019-20 (1 Mar - 30 Jun 2020)	2020-21	2021-22	2022-23	2023-24	2024-25 (to 22 May 2025)	Total
Site visits	318	3,452	1,732	3,814	2,840	1,466	13,622
Non-site activities	3,704	8,396	6,665	1,413	487	682	21,347
Total activities	4,022	11,848	8,397	5,227	3,327	2,148	34,969

Appendix: National residential aged care homes (RACHs) with active outbreaks COVID-19

Please note, information reported in this table has been directly reported to the department by RACHs.

'Total cases' refers to all staff and resident cases associated with the active outbreak and may not reflect the count of currently active cases. Where numbers have been incorrectly reported, RACHs are able to correct these in the COVID-19 Support Portal through My Aged Care. Where a RACH is reporting less than six resident or staff cases or less than six deaths, data has been suppressed to protect the privacy of affected individuals (note that "n/p" indicates data is not provided to protect privacy).

Data below for individual services is as at 22 May 2025.

Service Name	State	Resident Deaths	Resident Cases	Staff Cases	Total Cases
Bill McKenzie Gardens	Australian Capital Territory	0	<6	0	<6
Goodwin Farrer (George Sautelle House)	Australian Capital Territory	0	14	6	20
Jindalee Aged Care Residence	Australian Capital Territory	0	<6	<6	<6
Mountain View Aged Care Plus Centre	Australian Capital Territory	0	<6	6	n/p
Sir Leslie Morshead Manor	Australian Capital Territory	<6	10	<6	n/p
Abel Tasman Village	New South Wales	0	7	6	13
Advantaged Care at Edensor Gardens	New South Wales	0	19	<6	n/p
Anglicare Jean Ross House	New South Wales	0	<6	<6	<6
Anglicare Mary Andrews Village	New South Wales	0	<6	<6	<6
Anglicare Piper House	New South Wales	0	15	8	23
Anglicare Woodberry Village	New South Wales	0	<6	0	<6
Arcare Warners Bay	New South Wales	0	16	10	26
Auburn Glen Care Community	New South Wales	0	<6	0	<6
Avalon House	New South Wales	0	8	0	8
BlueWave Living	New South Wales	0	8	<6	n/p
Bolton Clarke Brentwood (PKA - Brentwood Residential Aged Care Facility)	New South Wales	0	13	<6	n/p
Bolton Clarke Gosling Creek	New South Wales	0	<6	0	<6
Bolton Clarke Greenwood	New South Wales	0	<6	0	<6
Bolton Clarke Macquarie View - Bolton Point	New South Wales	0	<6	<6	6
Calvary Ryde Retirement Community - Mary Potter Residential Care	New South Wales	0	21	<6	n/p
Canterbury Place Care Community	New South Wales	0	24	7	31

Service Name	State	Resident Deaths	Resident Cases	Staff Cases	Total Cases
Carino Care at Rockdale	New South Wales	0	7	<6	n/p
CASS Residential Aged Care Facility	New South Wales	0	8	<6	n/p
Catholic Healthcare Gertrude Abbott Aged Care	New South Wales	0	6	<6	n/p
Catholic Healthcare St Joseph Aged Care	New South Wales	0	10	<6	n/p
Charles Chambers Court	New South Wales	0	<6	<6	<6
Constitution Hill Aged Care	New South Wales	0	<6	<6	<6
Grasmere Terrace	New South Wales	0	<6	0	<6
HammondCare - Horsley	New South Wales	0	<6	0	<6
IRT St Georges Basin	New South Wales	0	<6	<6	<6
Orange Grove Care Community	New South Wales	0	<6	0	<6
Rutherford Park Care Community	New South Wales	0	<6	0	<6
Shoalhaven Place Care Community	New South Wales	0	16	11	27
St Agnes Site	New South Wales	0	<6	<6	6
The Manor Fairfield East	New South Wales	0	30	12	42
The Whiddon Group - Glenfield	New South Wales	<6	6	<6	n/p
Uniting Mullauna Blacktown	New South Wales	0	<6	0	<6
Uniting Osborne Nowra	New South Wales	0	11	6	17
Uniting Quong Tart Ashfield	New South Wales	0	9	<6	n/p
Uniting Ronald Coleman Lodge Woollahra	New South Wales	0	<6	0	<6
Uniting The Garrison Mosman	New South Wales	0	<6	0	<6
Berrinba Greens Care Community	Queensland	0	<6	0	<6
Blue Care Lawnton Pine Woods Aged Care Facility	Queensland	0	13	<6	n/p
Bolton Clarke Fairview	Queensland	9	12	<6	n/p
Bolton Clarke Inverpine	Queensland	0	<6	<6	<6
Bolton Clarke Tantula Rise	Queensland	0	17	0	17
Bolton Clarke Villa Serena	Queensland	0	<6	0	<6
Caravonica Waters	Queensland	0	<6	<6	6

Service Name	State	Resident Deaths	Resident Cases	Staff Cases	Total Cases
Edge Hill Orchards	Queensland	0	<6	0	<6
Kabara Aged Care	Queensland	0	24	6	30
Lutheran Services - Cooina Aged Care Centre	Queensland	0	0	<6	<6
Lutheran Services - Trinder Park	Queensland	0	<6	0	<6
Ozcare Bakhita Villa Aged Care Facility	Queensland	0	6	<6	n/p
Regis Ayr	Queensland	0	<6	<6	<6
Regis Lutwyche	Queensland	0	<6	<6	<6
Regis Sandgate - Musgrave	Queensland	0	<6	0	<6
Rockpool RAC Morayfield	Queensland	0	7	<6	n/p
St Luke's Green Residential Care	Queensland	0	<6	0	<6
St Vincent Care Services Carseldine	Queensland	0	7	<6	n/p
Aldinga Beach Care Community	South Australia	0	6	<6	n/p
Bellevue Court Residential Care	South Australia	0	7	0	7
Boandik St Mary's	South Australia	0	20	12	32
Bonney Lodge	South Australia	0	<6	<6	7
Bucklands Residential Care	South Australia	0	7	0	7
Bupa Morphettville	South Australia	0	<6	<6	<6
Carmelite Residential Care	South Australia	0	<6	0	<6
Eldercare Hope Valley	South Australia	0	<6	<6	<6
Estia Health Golden Grove	South Australia	0	<6	0	<6
Estia Health Salisbury	South Australia	0	17	7	24
Hahndorf Residential Care Services	South Australia	0	<6	0	<6
Parkview Aged Care	South Australia	0	23	16	39
Regis Marleston	South Australia	0	10	0	10
Rose Court Aged Care Facility	South Australia	0	0	<6	<6
Serene Residential Care Services	South Australia	0	<6	0	<6
UnitingSA Hawksbury Gardens Aged Care	South Australia	0	14	8	22

Service Name	State	Resident Deaths	Resident Cases	Staff Cases	Total Cases
Warrina Crescent Residential Aged Care	South Australia	0	<6	8	n/p
Warrina Vales Residential Aged Care	South Australia	0	9	<6	n/p
West Beach Residential Care	South Australia	0	<6	0	<6
Wirraminna Care Residential Aged Care	South Australia	0	<6	<6	9
Tyler Village	Tasmania	0	<6	<6	<6
Uniting AgeWell Ningana	Tasmania	0	6	<6	n/p
Bentons Lodge - Residential Aged Service	Victoria	0	<6	<6	<6
Bolton Clarke Lilydale	Victoria	0	42	12	54
Brighton Shore Care Community	Victoria	0	<6	0	<6
Bupa Bendigo	Victoria	0	<6	0	<6
Bupa Bonbeach	Victoria	0	<6	<6	6
Bupa Croydon	Victoria	0	<6	0	<6
Bupa Traralgon	Victoria	0	19	12	31
Craigcare Berwick	Victoria	0	<6	0	<6
Dianella Hostel	Victoria	0	8	<6	n/p
Dunmunkle Lodge Hostel	Victoria	0	17	12	29
Estia Health Bannockburn	Victoria	0	<6	0	<6
Grange Residential Care Services	Victoria	0	<6	0	<6
Martin Luther Homes	Victoria	0	18	8	26
Mercy Place Colac	Victoria	0	6	0	6
Mercy Place East Melbourne	Victoria	0	<6	0	<6
Mercy Place Montrose	Victoria	0	<6	<6	<6
Mercy Place Shepparton	Victoria	0	<6	<6	<6
Mooraleigh Hostel	Victoria	0	<6	0	<6
Moran Roxburgh Park	Victoria	0	13	<6	n/p
Mulgrave Rise Care Community	Victoria	0	<6	<6	<6
Olivet Aged Persons Home	Victoria	0	<6	0	<6

Service Name	State	Resident Deaths	Resident Cases	Staff Cases	Total Cases
Omeo District Health	Victoria	0	<6	<6	<6
Park Lane Croydon	Victoria	0	21	6	27
Racecourse Grange Residential Care	Victoria	0	<6	0	<6
Rathdowne Place	Victoria	0	<6	0	<6
Regis Blackburn	Victoria	0	8	0	8
Regis Camberwell	Victoria	0	8	6	14
Regis Frankston	Victoria	0	33	13	46
Regis Ontario	Victoria	0	6	<6	n/p
Sheridan Aged Care	Victoria	0	<6	0	<6
Victorian Elderly Chinese Hostel	Victoria	0	8	0	8
Villa Maria Catholic Homes John R Hannah Aged Care Residence	Victoria	0	8	<6	n/p
Violet Town Bush Nursing Centre	Victoria	0	<6	0	<6
Walmsley Aged Care	Victoria	0	<6	0	<6
Acacia Living Group Menora Gardens Aged Care Facility	Western Australia	0	<6	<6	<6
Aegis Melville	Western Australia	<6	17	<6	n/p
Brightwater Onslow Gardens	Western Australia	0	<6	0	<6
Brightwater The Oaks	Western Australia	0	20	8	28
Dr Mary Surveyor Centre	Western Australia	0	12	10	22
Gnowangerup MPS	Western Australia	0	<6	<6	6
Kondinin/Kulin MPS	Western Australia	0	<6	<6	<6
Laverton MPS	Western Australia	0	<6	<6	<6
Michael Lee Centre	Western Australia	0	<6	0	<6
Pam Corker House	Western Australia	0	6	<6	n/p
Residency by Dillons Narrogin	Western Australia	0	18	<6	n/p
SwanCare Kingia/Tandara	Western Australia	0	19	<6	n/p