



COVID-19 outbreaks in Australian residential aged care homes

National snapshot

As at 8:00 am 24 April 2025, there are 416 active COVID-19 cases reported in 76 active outbreaks in residential aged care homes (RACHs) across Australia. There have been 41 new outbreaks, 3 new resident deaths and 409 combined new resident and staff cases reported since 17 April 2025.

Table 1: Aged Care COVID-19 data as at 8.00am 24 April 2025¹

Category	Active ²	Change in active (7 days)	Cumulative Total	Cumulative increase (7 days)
Outbreaks ³	76	9	25,430	41
RACHs affected	76	9	2,912	0
Resident cases	336	40	243,730	303
Resident deaths	N/A	N/A	7,352	3
Staff cases	80	-2	128,223	106

Residential aged care homes with active outbreaks are included in [Appendix](#).

Data collected from 31 March 2020 including retrospective data on outbreaks and cases from 18 February 2020.

Table 2: Overview of active outbreaks in Australia

	ACT	NSW	NT	QLD	SA	TAS	VIC	WA	Total
Total RACHs with outbreaks	1	31	0	11	11	0	15	7	76
Total number of active resident cases	0	135	0	36	51	0	60	54	336
Total number of active staff cases	2	37	0	12	4	0	10	15	80
Total outbreaks opened in previous 7 days	0	22	0	5	3	0	7	4	41
Total outbreaks closed in previous 7 days	0	13	0	6	2	1	8	2	32

¹ Outbreak opening and closure includes changes in the status of exposure sites to outbreaks (and vice versa), which are applied retrospectively to facility records. New case information can also change the status of a recovered site back to an active outbreak site. As a result, changes in active outbreak status may not align with day-on-day variations to active totals. These adjustments will also affect the number of cases in staff and residents reported each week.

² Active residents and staff cases are the total currently positive cases in active outbreaks.

³ An outbreak is considered to be active pending advice from the relevant Public Health Unit. An outbreak is defined as at least 1 (one) positive case in a resident or 2+ cases in staff.

Figure 1: National outbreak trends in aged care – December 2021 to present

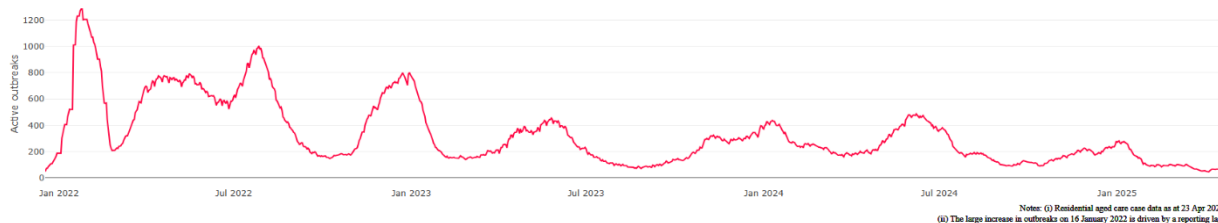
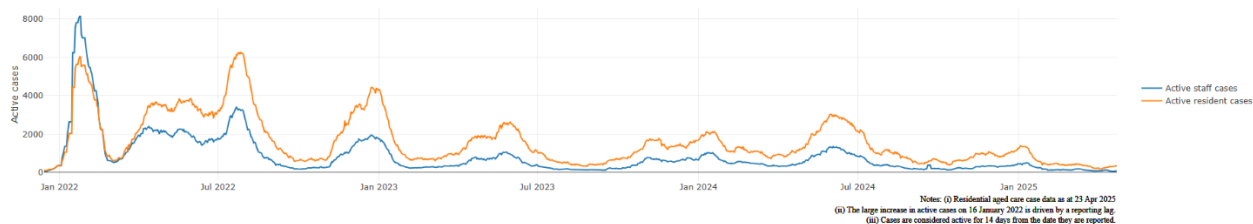


Figure 2: Trends in aged care cases – December 2021 to present



Mortality

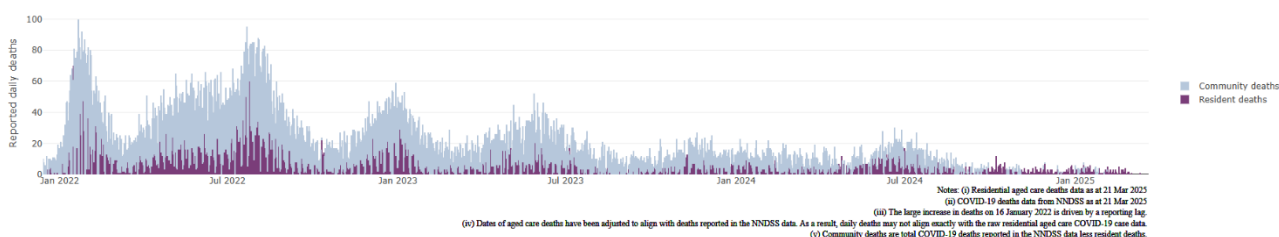
For the period of 1 January 2025 to 18 April 2025, COVID-19 is recorded as the cause of death in 0.7% of all deaths in permanent residents in aged care homes.

Since the beginning of the Omicron outbreak in mid-December⁴ 2021, there have been 205,392 deaths in residential aged care from all causes (report period from 15 December 2021 to 18 April 2025)⁵. COVID-19 deaths account for 3.1% of this figure.

There has been a decrease year on year for the rate of case fatality⁶, from a 33% case fatality rate in resident COVID-19 cases in 2020 to 3.3% in 2022 and 1.5% in 2025.

Over the course of the pandemic, all-cause excess mortality in residential aged care was below expected numbers in 2020, and within expected range in 2021. In the first half of 2022, all-cause excess mortality in residential aged care was above the expected range. Excess mortality for the second half of the 2022 is yet to be finalised.

Figure 3: COVID-19 deaths in RACHs overlaid with community deaths



⁴ The Omicron outbreak start date has been redefined from late November 2021 to mid-December 2021. Changes have been made to align reporting with the start date of Omicron published in the department's external facing Epidemiology report.

⁵ The department is now accessing aged care deaths data from the SIEBEL dataset. Figures are live and subject to change. Source: Department of Health and Aged Care unpublished data / SIEBEL dataset.

⁶ Case fatality calculated as total reported resident COVID-19 deaths divided by total resident COVID-19 cases.

Workforce in active residential aged care outbreaks

As at 23 April 2025, surge workforce providers report a total of 200,788 shifts delivered in aged care services impacted by COVID-19. These shifts include roles for GPs, nurses, care workers, allied health workers, executive and ancillary staff. In the past week surge workforce providers have reported assisting 1 residential aged care home(s) and filled 39 shifts in aged care services.

Table 3: Workforce resources supplied to RACHs

Workforce provider	Total shifts	Previous 7 days
Aspen Medical ⁸	33,115	0
HealthX ⁹	37,813	39
Randstad ¹⁰	1,116	0
Previous contracted providers ¹¹	128,744	N/A
Total	200,788	39

⁸Aspen Medical shift data as at 16 April 2025, reported fortnightly.

⁹HealthX shift data as at 23 April 2025, reported weekly.

¹⁰Randstad shift data as at 16 April 2025, reported weekly.

¹¹Previous contracted providers include RCSA, HealthCare Australia, Mable and Torrens.

Oral antiviral treatments

Distribution of the oral anti-viral Lagevrio (Molnupiravir) commenced on 6 February 2022 to all RACHs with outbreak sites prioritised for delivery. The National Medical Stockpile has deployed 48,269 treatment courses of Lagevrio (Molnupiravir) to RACHs.

156,046 prescriptions for Lagevrio (Molnupiravir) have been issued to residents in RACHs, with a further 22,823 prescriptions for Paxlovid (nirmatrelvir + ritonavir) also issued since 28 February 2022 and up to 31 March 2025.

**Note: Oral antiviral data is only being updated monthly.*

Vaccination in RACHs

On 27 March 2025, recommendations for 2025 COVID-19 vaccinations were released. Recommended doses for the program are based on an individual's age and level of severe immunocompromise.

Those aged 75 years and over are recommended to get a COVID-19 vaccine dose every 6 months. Those aged over 65 years of age, and adults with severe immunocompromise are recommended to receive a COVID-19 vaccine dose every 12 months and are eligible to receive a COVID-19 vaccine dose every 6 months based on individual risk-benefit assessments. All other adults can receive a single dose this year.

Recommendations can be found on the Department of Health and Aged Care (department) website at: [ATAGI statement on the administration of COVID-19 vaccines in 2025](#)

People are encouraged to seek vaccination advice from their healthcare providers, specific to their circumstances.

People living in residential aged care are a high priority for the Government's COVID-19 vaccination program.

Older age remains the biggest risk factor for severe COVID-19 disease. Vaccination reduces the risk of severe disease and death from COVID-19.

The department is working with both the aged care and primary care sectors to ensure residents have access to the COVID-19 vaccine. The department continues to target support for RACHs to arrange COVID-19 vaccinations with local primary care providers such as GPs, community pharmacists and Aboriginal Community Controlled Health Services.

As at 23 April 2025:

- 70.2% of aged care residents have received a booster dose in the last 12 months.
- For residents over the age of 75:
 - 83,916 (48.7%) aged care residents received a booster dose in the last 6 months.
- 13,921 aged care residents have received a vaccination in the last 28 days (compared to 18,029 in the 28 days prior).

Table 4: Aged care COVID-19 Booster Doses (data as at 23 April 2025)

Jurisdiction	75+ with booster in last 6 months	
	Residents vaccinated	% of residents vaccinated
National	83,916	48.7%
NSW	27,752	49.7%
VIC	22,841	51.0%
QLD	14,557	42.2%
WA	8,078	50.2%
SA	7,382	49.7%
TAS	1,959	50.5%
ACT	1,255	56.5%
NT	<200	23.8%

Data in this report is sourced from Australian Immunisation Register (AIR) data of residents in permanent residential aged care homes.

An updated data methodology was implemented on 14 March 2025. Aged Care AIR data as at 23 April 2025; Matched AIR data uses a snapshot of permanent residents in residential aged care homes as at 31 January 2025. The Residential Aged Care Home (RACH) Recipient ID to Medicare PIN linkage file was loaded into Health Enterprise Data Warehouse on 13 March 2025 which linked Medicare Consumer Directory data as at 11 October 2023 and RACH recipient data as at 31 October 2024.

Note: Booster doses in this report refer to any dose 2 or above administered to an individual.

Infection control and audit

The Aged Care Quality and Safety Commission (Commission) conducts site audits and assessment contacts (site and non-site) to monitor and assess residential aged care services against the Aged Care Quality Standards (see Table 5 below). This may include conducting infection control monitoring (ICM) spot checks.

An ICM spot check involves an on-site visit to residential aged care services, without an outbreak, to observe infection control practices, to ensure that staff, management, and visitors are adhering to safe personal protective equipment protocols and to safe infection control arrangements, as required under the Quality Standards.

As at 24 April 2025, the Commission had conducted 6,067 ICM spot checks to observe infection control practices and PPE protocols in RACHs.

Table 5: Total quality assessment and monitoring activities with residential services (including IPC), by type and month 1 March 2020 to 24 April 2025

Regulatory Activities	2019-20 (1 Mar - 30 Jun 2020)	2020-21	2021-22	2022-23	2023-24	2024-25 (to 24 Apr 2025)	Total
Site visits	318	3,452	1,732	3,814	2,840	1,394	13,550
Non-site activities	3,704	8,396	6,665	1,413	487	609	21,274
Total activities	4,022	11,848	8,397	5,227	3,327	2,003	34,824

Appendix: National residential aged care homes (RACHs) with active outbreaks COVID-19

Please note, information reported in this table has been directly reported to the department by RACHs.

'Total cases' refers to all staff and resident cases associated with the active outbreak and may not reflect the count of currently active cases.

Where numbers have been incorrectly reported, RACHs are able to correct these in the COVID-19 Support Portal through My Aged Care.

Where a RACH is reporting less than six resident or staff cases or less than six deaths, data has been suppressed to protect the privacy of affected individuals (note that "n/p" indicates data is not provided to protect privacy).

Data below for individual services is as at 24 April 2025.

Service Name	State	Resident Deaths	Resident Cases	Staff Cases	Total Cases
Sir Leslie Morshead Manor	Australian Capital Territory	<6	<6	<6	6
Anglicare Donington Court	New South Wales	0	<6	0	<6
Ashburn House Aged Care Facility	New South Wales	0	8	<6	n/p
Bolton Clarke Calare (PKA - Calare Residential Aged Care Facility)	New South Wales	0	<6	0	<6
Bolton Clarke Pemulwuy	New South Wales	0	<6	0	<6
Bolton Clarke Riverwood	New South Wales	0	<6	0	<6
Bolton Clarke Willowdale	New South Wales	0	<6	0	<6
Bossley Parkside Care Community	New South Wales	0	7	<6	n/p
Calvary The Brelsford	New South Wales	<6	17	12	29
Carpenter Court Aged Care Plus Centre	New South Wales	0	<6	0	<6
Catholic Healthcare St John's Villa	New South Wales	0	<6	<6	6
Catholic Healthcare St Joseph's Aged Care	New South Wales	0	<6	<6	6
Cheltenham House Aged Care Facility	New South Wales	0	<6	0	<6
Dougherty Villa	New South Wales	0	7	<6	n/p
Eloura	New South Wales	0	12	6	18
Estia Health Taree	New South Wales	0	13	<6	n/p
Feros Village Bangalow	New South Wales	0	<6	<6	6
Greenhill Manor	New South Wales	0	<6	0	<6
Harold Williams Home	New South Wales	0	19	9	28

Service Name	State	Resident Deaths	Resident Cases	Staff Cases	Total Cases
Heritage Botany	New South Wales	0	9	<6	n/p
Hill View House Aged Care Facility	New South Wales	0	8	0	8
Huang Ying Jung Nursing Home	New South Wales	0	8	<6	n/p
Moran Stockton	New South Wales	0	<6	<6	6
Peakhurst Nursing Home	New South Wales	0	<6	<6	<6
RFBI Moonbi Masonic Village - Jim Holm	New South Wales	0	<6	0	<6
RFBI Tamworth Masonic Village	New South Wales	0	<6	0	<6
St Hedwig Village	New South Wales	0	<6	0	<6
St Ives House	New South Wales	0	6	0	6
Timbrebongie House	New South Wales	0	9	<6	n/p
Uniting Caroonna Yamba	New South Wales	0	<6	0	<6
Uniting Kamilaroi Lane Cove	New South Wales	0	<6	0	<6
Warrigal Multi-Cultural Village	New South Wales	0	<6	0	<6
Arcare Noosa	Queensland	0	<6	<6	6
Blue Care Mareeba Aged Care Facility	Queensland	0	19	15	34
Bolton Clarke Buderim Views	Queensland	0	<6	0	<6
Bolton Clarke Centaur	Queensland	0	<6	0	<6
Bolton Clarke Fernhill	Queensland	0	<6	0	<6
Bolton Clarke Inverpine	Queensland	0	32	15	47
Carramar Aged Care	Queensland	0	7	8	15
Maranatha Aged Care	Queensland	0	<6	0	<6
Regis Magnolia	Queensland	0	16	<6	n/p
Southern Cross Care Holland Park - Duhig Village	Queensland	0	<6	<6	7
The Good Shepherd Nursing Home	Queensland	0	<6	<6	<6
ACH Group Residential Care - Milpara	South Australia	0	25	0	25
Buckland's Residential Care	South Australia	0	9	0	9

Service Name	State	Resident Deaths	Resident Cases	Staff Cases	Total Cases
Eldercare Oxford	South Australia	0	8	<6	n/p
Estia Health Craigmore	South Australia	0	69	17	86
Estia Health Valley View	South Australia	0	<6	0	<6
Glen Osmond Grove Care Community	South Australia	0	10	<6	n/p
Joslin Manor Care Community	South Australia	0	<6	0	<6
Klemzig Residential Care Services	South Australia	0	<6	<6	7
The Pines Lodge Residential Care	South Australia	0	<6	0	<6
West Beach Residential Care	South Australia	0	20	0	20
Woodside Lodge	South Australia	0	<6	0	<6
Anzac Lodge Private Nursing Home	Victoria	0	12	<6	n/p
Baptcare The Orchards Community	Victoria	0	<6	0	<6
BlueCross The Boulevard	Victoria	0	<6	<6	<6
Calvary Goonawarra	Victoria	<6	14	<6	n/p
Dunmunkle Lodge Hostel	Victoria	0	13	6	19
Holmwood Aged Care	Victoria	0	21	10	31
Maculata Place	Victoria	0	<6	0	<6
Mayflower Reservoir	Victoria	0	8	<6	n/p
San Carlo Homes for the Aged	Victoria	0	24	<6	n/p
Somerville Gardens Care Community	Victoria	0	<6	<6	<6
Vasey RSL Care Frankston South	Victoria	0	<6	0	<6
Victoria Grange Residential Aged Care Facility	Victoria	0	<6	0	<6
Water Gardens	Victoria	<6	<6	0	<6
Yarriambiack Lodge Hostel	Victoria	0	8	7	15
Yarriambiack Lodge Nursing Home	Victoria	0	<6	7	n/p
Aegis Hermitage	Western Australia	0	<6	<6	<6
Aegis Parkview	Western Australia	0	<6	<6	<6

Service Name	State	Resident Deaths	Resident Cases	Staff Cases	Total Cases
Bethanie Dalyellup	Western Australia	0	<6	0	<6
Brightwater The Oaks	Western Australia	0	10	<6	n/p
Juniper Sarah Hardey	Western Australia	0	<6	<6	6
Marine Views Cottlesloe	Western Australia	0	14	<6	n/p
Regis Nedlands	Western Australia	0	26	8	34