



# COVID-19 outbreaks in Australian residential aged care homes

## National snapshot

As at 8:00 am 27 March 2025, there are 333 active COVID-19 cases reported in 67 active outbreaks in residential aged care homes (RACHs) across Australia. There have been 21 new outbreaks, 2 new resident deaths and 347 combined new resident and staff cases reported since 20 March 2025.

Table 1: Aged Care COVID-19 data as at 8.00am 27 March 2025<sup>1</sup>

Category	Active <sup>2</sup>	Change in active (7 days)	Cumulative Total	Cumulative increase (7 days)
Outbreaks <sup>3</sup>	67	-16	25,262	21
RACHs affected	67	-16	2,911	0
Resident cases	252	-134	242,577	253
Resident deaths	N/A	N/A	7,333	2
Staff cases	81	-48	127,824	94

Residential aged care homes with active outbreaks are included in [Appendix](#).

Data collected from 31 March 2020 including retrospective data on outbreaks and cases from 18 February 2020.

Table 2: Overview of active outbreaks in Australia

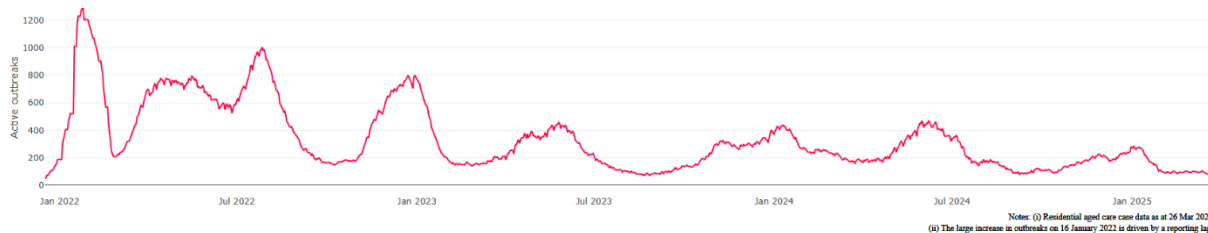
	ACT	NSW	NT	QLD	SA	TAS	VIC	WA	Total
Total RACHs with outbreaks	0	28	0	7	5	2	17	8	67
Total number of active resident cases	0	141	0	12	7	15	44	33	252
Total number of active staff cases	0	51	0	1	6	0	14	9	81
Total outbreaks opened in previous 7 days	0	8	0	1	0	0	8	4	21
Total outbreaks closed in previous 7 days	0	15	0	6	3	1	11	1	37

<sup>1</sup> Outbreak opening and closure includes changes in the status of exposure sites to outbreaks (and vice versa), which are applied retrospectively to facility records. New case information can also change the status of a recovered site back to an active outbreak site. As a result, changes in active outbreak status may not align with day-on-day variations to active totals. These adjustments will also affect the number of cases in staff and residents reported each week.

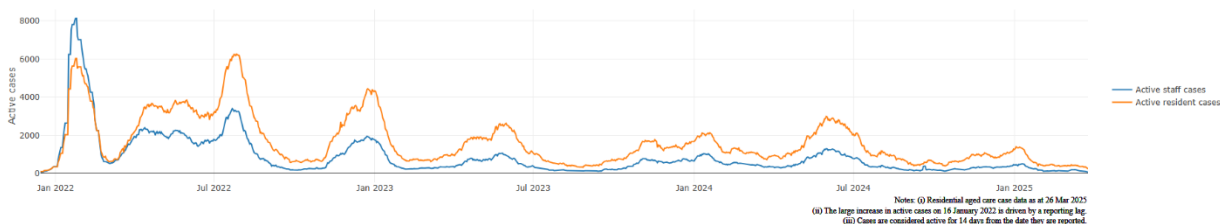
<sup>2</sup> Active residents and staff cases are the total currently positive cases in active outbreaks.

<sup>3</sup> An outbreak is considered to be active pending advice from the relevant Public Health Unit. An outbreak is defined as at least 1 (one) positive case in a resident or 2+ cases in staff.

**Figure 1: National outbreak trends in aged care – December 2021 to present**



**Figure 2: Trends in aged care cases – December 2021 to present**



## Mortality

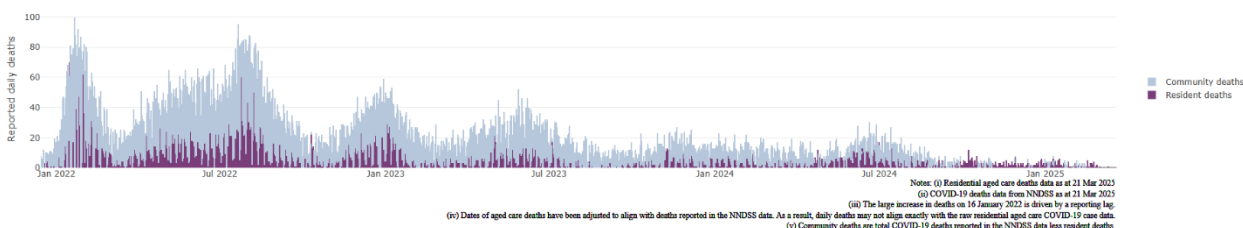
For the period of 1 January 2024 to 22 March 2025, COVID-19 is recorded as the cause of death in 1.6% of all deaths in permanent residents in aged care homes.

Since the beginning of the Omicron outbreak in mid-December<sup>4</sup> 2021, there have been 201,092 deaths in residential aged care from all causes (report period from 15 December 2021 to 22 March 2025)<sup>5</sup>. COVID-19 deaths account for 3.2% of this figure.

There has been a decrease year on year for the rate of case fatality<sup>6</sup>, from a 33% case fatality rate in resident COVID-19 cases in 2020 to 3.3% in 2022 and 1.8% in 2024.

Over the course of the pandemic, all-cause excess mortality in residential aged care was below expected numbers in 2020, and within expected range in 2021. In the first half of 2022, all-cause excess mortality in residential aged care was above the expected range. Excess mortality for the second half of the 2022 is yet to be finalised.

**Figure 3: COVID-19 deaths in RACHs overlaid with community deaths**



<sup>4</sup> The Omicron outbreak start date has been redefined from late November 2021 to mid-December 2021. Changes have been made to align reporting with the start date of Omicron published in the department's external facing Epidemiology report.

<sup>5</sup> The department is now accessing aged care deaths data from the SIEBEL dataset. Figures are live and subject to change. Source: Department of Health and Aged Care unpublished data / SIEBEL dataset.

<sup>6</sup> Case fatality calculated as total reported resident COVID-19 deaths divided by total resident COVID-19 cases.

## Workforce in active residential aged care outbreaks

As at 26 March 2025, surge workforce providers report a total of 200,676 shifts delivered in aged care services impacted by COVID-19. These shifts include roles for GPs, nurses, care workers, allied health workers, executive and ancillary staff. In the past week surge workforce providers have reported assisting 1 residential aged care home(s) and filled 2 shifts in aged care services.

**Table 3: Workforce resources supplied to RACHs**

Workforce provider	Total shifts	Previous 7 days
Aspen Medical <sup>8</sup>	33,078	0
HealthX <sup>9</sup>	37,738	0
Randstad <sup>10</sup>	1,116	2
Previous contracted providers <sup>11</sup>	128,744	N/A
<b>Total</b>	<b>200,676</b>	<b>2</b>

<sup>8</sup>Aspen Medical shift data as at 19 March 2025, reported fortnightly.

<sup>9</sup>HealthX shift data as at 26 March 2025, reported weekly.

<sup>10</sup>Randstad shift data as at 26 March 2025, reported weekly.

<sup>11</sup>Previous contracted providers include RCSA, HealthCare Australia, Mable and Torrens.

## Oral antiviral treatments

Distribution of the oral anti-viral Lagevrio (Molnupiravir) commenced on 6 February 2022 to all RACHs with outbreak sites prioritised for delivery. The National Medical Stockpile has deployed 48,269 treatment courses of Lagevrio (Molnupiravir) to RACHs.

154,496 prescriptions for Lagevrio (Molnupiravir) have been issued to residents in RACHs, with a further 22,408 prescriptions for Paxlovid (nirmatrelvir + ritonavir) also issued since 28 February 2022 and up to 28 February 2025.

*\*Note: Oral antiviral data is only being updated monthly.*

## **Vaccination in RACHs**

On 27 March 2025, recommendations for 2025 COVID-19 vaccinations were released. Recommended doses for the program are based on an individual's age and level of severe immunocompromise.

Those aged 75 years and over are recommended to get a COVID-19 vaccine dose every 6 months. Those aged over 65 years of age, and adults with severe immunocompromise are recommended to receive a COVID-19 vaccine dose every 12 months and are eligible to receive a COVID-19 vaccine dose every 6 months based on individual risk-benefit assessments. All other adults can receive a single dose this year.

Recommendations can be found on the Department of Health and Aged Care (department) website at:

### ATAGI statement on the administration of COVID-19 vaccines in 2025

People are encouraged to seek vaccination advice from their healthcare providers, specific to their circumstances.

People living in residential aged care are a high priority for the Government's COVID-19 vaccination program.

Older age remains the biggest risk factor for severe COVID-19 disease. Vaccination reduces the risk of severe disease and death from COVID-19.

The department is working with both the aged care and primary care sectors to ensure residents have access to the COVID-19 vaccine. The department continues to target support for RACHs to arrange COVID-19 vaccinations with local primary care providers such as GPs, community pharmacists and Aboriginal Community Controlled Health Services.

As at 26 March 2025:

- 70.0% of aged care residents have received a booster dose in the last 12 months.
- For residents over the age of 75:
  - 78,102 (45.8%) aged care residents received a booster dose in the last 6 months.
- 15,784 aged care residents have received a vaccination in the last 28 days (compared to 22,721 in the 28 days prior).

**Table 4: Aged care COVID-19 Booster Doses (data as at 26 March 2025)**

Jurisdiction	75+ with booster in last 6 months	
	Residents vaccinated	% of residents vaccinated
National	78,102	45.8%
NSW	25,486	46.3%
VIC	22,110	50.0%
QLD	12,752	37.3%
WA	7,605	48.1%
SA	6,855	46.5%
TAS	1,948	50.9%
ACT	1,241	56.1%
NT	<200	27.1%

Data in this report is sourced from Australian Immunisation Register (AIR) data of residents in permanent residential aged care homes.

An updated data methodology was implemented on 14 March 2025. Aged Care AIR data as at 26 March 2025; Matched AIR data uses a snapshot of permanent residents in residential aged care homes as at 31 January 2025. The Residential Aged Care Home (RACH) Recipient ID to Medicare PIN linkage file was loaded into Health Enterprise Data Warehouse on 13 March 2025 which linked Medicare Consumer Directory data as at 11 October 2023 and RACH recipient data as at 31 October 2024.

Note: Booster doses in this report refer to any dose 2 or above administered to an individual.

## Infection control and audit

The Aged Care Quality and Safety Commission (Commission) conducts site audits and assessment contacts (site and non-site) to monitor and assess residential aged care services against the Aged Care Quality Standards (see Table 5 below). This may include conducting infection control monitoring (ICM) spot checks.

An ICM spot check involves an on-site visit to residential aged care services, without an outbreak, to observe infection control practices, to ensure that staff, management, and visitors are adhering to safe personal protective equipment protocols and to safe infection control arrangements, as required under the Quality Standards.

As at 27 March 2025, the Commission had conducted 6,067 ICM spot checks to observe infection control practices and PPE protocols in RACHs.

**Table 5: Total quality assessment and monitoring activities with residential services (including IPC), by type and month 1 March 2020 to 27 March 2025**

<b>Regulatory Activities</b>	<b>2019-20 (1 Mar - 30 Jun 2020)</b>	<b>2020-21</b>	<b>2021-22</b>	<b>2022-23</b>	<b>2023-24</b>	<b>2024-25 (to 27 Mar 2025)</b>	<b>Total</b>
<b>Site visits</b>	318	3,452	1,732	3,814	2,840	1,333	<b>13,489</b>
<b>Non-site activities</b>	3,704	8,396	6,665	1,413	487	572	<b>21,237</b>
<b>Total activities</b>	4,022	11,848	8,397	5,227	3,327	1,905	<b>34,726</b>

## Appendix: National residential aged care homes (RACHs) with active outbreaks COVID-19

Please note, information reported in this table has been directly reported to the department by RACHs.

'Total cases' refers to all staff and resident cases associated with the active outbreak and may not reflect the count of currently active cases.

Where numbers have been incorrectly reported, RACHs are able to correct these in the COVID-19 Support Portal through My Aged Care.

Where a RACH is reporting less than six resident or staff cases or less than six deaths, data has been suppressed to protect the privacy of affected individuals (note that "n/p" indicates data is not provided to protect privacy).

Data below for individual services is as at **27 March 2025**.

Service Name	State	Resident Deaths	Resident Cases	Staff Cases	Total Cases
<b>Advantaged Care at Georges Manor</b>	New South Wales	0	<6	<6	6
<b>Amaroo Aged Care Facility</b>	New South Wales	0	10	<6	n/p
<b>Anglicare Mary Andrews Village</b>	New South Wales	0	<6	<6	<6
<b>Aurum Erina</b>	New South Wales	0	15	0	15
<b>Blacktown Terrace Care Community</b>	New South Wales	0	<6	0	<6
<b>Bolton Clarke Bayside (PKA - Bayside Residential Aged Care Facility)</b>	New South Wales	0	21	13	34
<b>Calvary Cessnock Retirement Community</b>	New South Wales	0	<6	<6	7
<b>Calvary St Joseph's Retirement Community</b>	New South Wales	<6	20	10	30
<b>CASS Residential Aged Care Facility</b>	New South Wales	0	24	6	30
<b>Catholic Healthcare Maranatha Lodge</b>	New South Wales	0	37	15	52
<b>Cherrybrook Christian Care Centre</b>	New South Wales	0	6	<6	n/p
<b>Glenmore Park Care Community</b>	New South Wales	0	<6	<6	8
<b>Heiden Park Lodge</b>	New South Wales	0	0	<6	<6
<b>Indochinese Aged Care Services</b>	New South Wales	0	<6	<6	<6
<b>Katoomba Views Care Community</b>	New South Wales	0	18	6	24
<b>Leeton Hospital</b>	New South Wales	0	20	10	30
<b>Mary Mackillop Hostel Carrington Retirement Village</b>	New South Wales	0	<6	<6	<6
<b>Pathways Sailors Bay</b>	New South Wales	0	<6	0	<6
<b>Randwick Montefiore Home</b>	New South Wales	0	8	0	8

Service Name	State	Resident Deaths	Resident Cases	Staff Cases	Total Cases
<b>RFBI Raleigh Urunga Masonic Village</b>	New South Wales	0	14	16	30
<b>Ruby Manor</b>	New South Wales	0	10	<6	n/p
<b>Scalabrini Village Allambie Heights</b>	New South Wales	0	<6	<6	<6
<b>St Annes Nursing Home</b>	New South Wales	0	9	14	23
<b>St Elizabeth Home</b>	New South Wales	0	<6	0	<6
<b>St Vincent's Care Services Heathcote</b>	New South Wales	0	9	<6	n/p
<b>The Whiddon Group - Grafton</b>	New South Wales	0	45	25	70
<b>Uniting Banks Lodge Peakhurst</b>	New South Wales	0	<6	0	<6
<b>Uniting The Garrison Mosman</b>	New South Wales	0	10	0	10
<b>Bolton Clarke Sandbrook</b>	Queensland	0	<6	0	<6
<b>Bolton Clarke Seabrook</b>	Queensland	0	<6	0	<6
<b>Pyramid Residential Care Centre</b>	Queensland	0	6	10	16
<b>Regis Greenbank</b>	Queensland	0	<6	<6	<6
<b>Southern Cross Care Allora - Homestead</b>	Queensland	0	9	6	15
<b>St Nicholas Aged Care</b>	Queensland	0	10	<6	n/p
<b>St Vincent's Care Services Southport</b>	Queensland	0	<6	0	<6
<b>ACH Group Residential Care - Milpara</b>	South Australia	0	18	<6	n/p
<b>AnglicareSA Grange</b>	South Australia	0	<6	0	<6
<b>Helping Hand Aged Care - Golden Grove</b>	South Australia	0	6	<6	n/p
<b>Resthaven Mount Gambier</b>	South Australia	0	<6	<6	<6
<b>UnitingSA Wesley House Aged Care</b>	South Australia	<6	56	28	84
<b>Fairway Rise</b>	Tasmania	0	9	0	9
<b>Regis Tasmania - Norwood</b>	Tasmania	0	12	<6	n/p
<b>Baptcare Wyndham Lodge Community</b>	Victoria	0	6	<6	n/p
<b>Benetas Colton Close</b>	Victoria	0	8	0	8
<b>BlueCross Ivanhoe</b>	Victoria	0	<6	<6	<6



Service Name	State	Resident Deaths	Resident Cases	Staff Cases	Total Cases
<b>BlueCross The Gables</b>	Victoria	0	10	6	16
<b>Bolton Clarke Glendale (VIC)</b>	Victoria	0	<6	<6	<6
<b>Bolton Clarke Princeton View</b>	Victoria	0	<6	0	<6
<b>Chaffey Aged Care</b>	Victoria	0	<6	<6	<6
<b>Glenarm Nursing Home</b>	Victoria	0	<6	0	<6
<b>Grace Of Mary Greek Cypriot Elderly Hostel</b>	Victoria	0	21	<6	n/p
<b>Jewish Care (VIC) Inc Residential Homes Carnegie</b>	Victoria	0	<6	0	<6
<b>Mercy Place Ave Maria</b>	Victoria	0	12	<6	n/p
<b>Moran Roxburgh Park</b>	Victoria	0	<6	0	<6
<b>Mornington Bay Care Community</b>	Victoria	0	12	0	12
<b>Regis Ringwood</b>	Victoria	0	<6	0	<6
<b>St Vincent's Care Services Kew</b>	Victoria	0	6	0	6
<b>St Vincent's Care Services Werribee</b>	Victoria	0	7	<6	n/p
<b>Water Gardens</b>	Victoria	<6	36	<6	n/p
<b>Aegis Balmoral</b>	Western Australia	0	6	0	6
<b>Aegis Stirling</b>	Western Australia	0	14	<6	n/p
<b>Baptistcare Moonya Nursing Home</b>	Western Australia	0	<6	<6	<6
<b>Bethanie Beachside</b>	Western Australia	0	<6	<6	7
<b>Juniper John Bryant</b>	Western Australia	0	17	0	17
<b>Melville Parkside Care Community</b>	Western Australia	0	<6	0	<6
<b>Murdoch Gardens Care Community</b>	Western Australia	0	12	<6	n/p
<b>Wongan Hills MPS</b>	Western Australia	0	<6	<6	<6