



COVID-19 outbreaks in Australian residential aged care homes

National snapshot

As at 8:00 am 13 March 2025, there are 731 active COVID-19 cases reported in 113 active outbreaks in residential aged care homes (RACHs) across Australia. There have been 53 new outbreaks, 7 new resident deaths and 642 combined new resident and staff cases reported since 6 March 2025.

Table 1: Aged Care COVID-19 data as at 8.00am 13 March 2025¹

Category	Active ²	Change in active (7 days)	Cumulative Total	Cumulative increase (7 days)
Outbreaks ³	113	10	25,153	53
RACHs affected	113	10	2,910	0
Resident cases	504	94	241,763	452
Resident deaths	N/A	N/A	7,332	7
Staff cases	227	72	127,467	190

Residential aged care homes with active outbreaks are included in [Appendix](#).

Data collected from 31 March 2020 including retrospective data on outbreaks and cases from 18 February 2020.

Table 2: Overview of active outbreaks in Australia

	ACT	NSW	NT	QLD	SA	TAS	VIC	WA	Total
Total RACHs with outbreaks	0	40	1	19	17	1	28	7	113
Total number of active resident cases	0	184	2	95	91	6	112	14	504
Total number of active staff cases	0	88	0	56	41	2	36	4	227
Total outbreaks opened in previous 7 days	0	16	0	10	7	0	16	4	53
Total outbreaks closed in previous 7 days	0	17	1	7	2	0	9	4	40

¹ Outbreak opening and closure includes changes in the status of exposure sites to outbreaks (and vice versa), which are applied retrospectively to facility records. New case information can also change the status of a recovered site back to an active outbreak site. As a result, changes in active outbreak status may not align with day-on-day variations to active totals. These adjustments will also affect the number of cases in staff and residents reported each week.

² Active residents and staff cases are the total currently positive cases in active outbreaks.

³ An outbreak is considered to be active pending advice from the relevant Public Health Unit. An outbreak is defined as at least 1 (one) positive case in a resident or 2+ cases in staff.

Figure 1: National outbreak trends in aged care – December 2021 to present

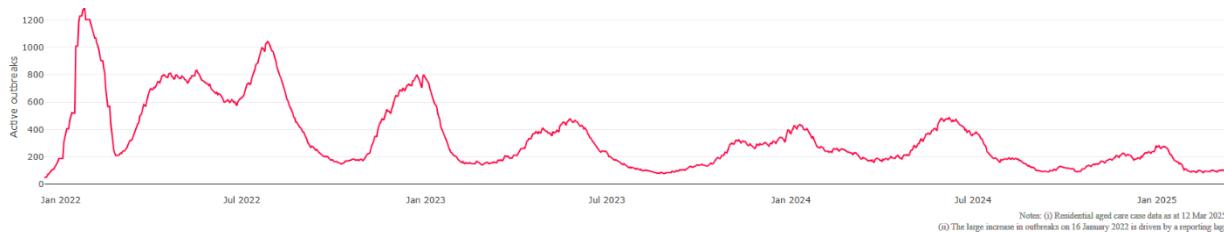
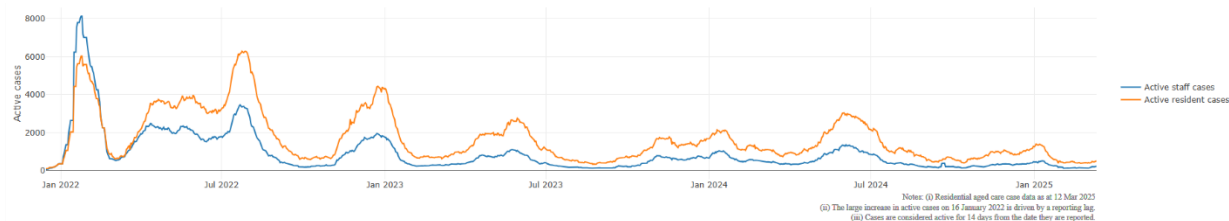


Figure 2: Trends in aged care cases – December 2021 to present



Mortality

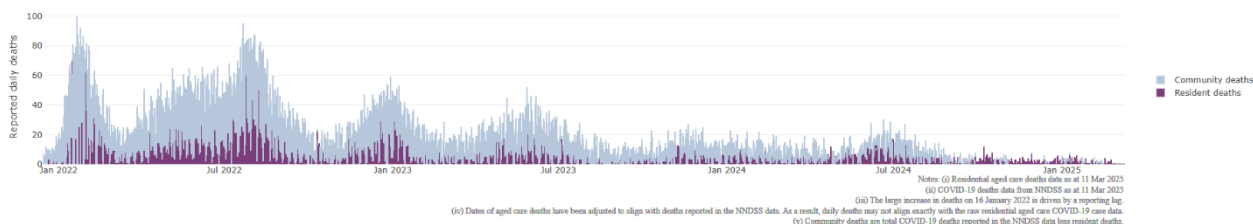
For the period of 1 January 2024 to 8 March 2025, COVID-19 is recorded as the cause of death in 1.6% of all deaths in permanent residents in aged care homes.

Since the beginning of the Omicron outbreak in mid-December⁴ 2021, there have been 198,942 deaths in residential aged care from all causes (report period from 15 December 2021 to 8 March 2025)⁵. COVID-19 deaths account for 3.2% of this figure.

There has been a decrease year on year for the rate of case fatality⁶, from a 33% case fatality rate in resident COVID-19 cases in 2020 to 3.3% in 2022 and 1.8% in 2024.

Over the course of the pandemic, all-cause excess mortality in residential aged care was below expected numbers in 2020, and within expected range in 2021. In the first half of 2022, all-cause excess mortality in residential aged care was above the expected range. Excess mortality for the second half of the 2022 is yet to be finalised.

Figure 3: COVID-19 deaths in RACHs overlaid with community deaths



⁴ The Omicron outbreak start date has been redefined from late November 2021 to mid-December 2021. Changes have been made to align reporting with the start date of Omicron published in the department's external facing Epidemiology report.

⁵ The department is now accessing aged care deaths data from the SIEBEL dataset. Figures are live and subject to change. Source: Department of Health and Aged Care unpublished data / SIEBEL dataset.

⁶ Case fatality calculated as total reported resident COVID-19 deaths divided by total resident COVID-19 cases.

Workforce in active residential aged care outbreaks

As at 12 March 2025, surge workforce providers report a total of 200,588 shifts delivered in aged care services impacted by COVID-19. These shifts include roles for GPs, nurses, care workers, allied health workers, executive and ancillary staff. In the past week surge workforce providers have reported assisting 3 residential aged care home(s) and filled 32 shifts in aged care services.

Table 3: Workforce resources supplied to RACHs

Workforce provider	Total shifts	Previous 7 days
Aspen Medical ⁸	33,040	0
HealthX ⁹	37,738	0
Randstad ¹⁰	1,066	32
Previous contracted providers ¹¹	128,744	N/A
Total	200,588	32

⁸Aspen Medical shift data as at 5 March 2025, reported fortnightly.

⁹HealthX shift data as at 12 March 2025, reported weekly.

¹⁰Randstad shift data as at 12 March 2025, reported weekly.

¹¹Previous contracted providers include RCSA, HealthCare Australia, Mable and Torrens.

Oral antiviral treatments

Distribution of the oral anti-viral Lagevrio (Molnupiravir) commenced on 6 February 2022 to all RACHs with outbreak sites prioritised for delivery. The National Medical Stockpile has deployed 48,269 treatment courses of Lagevrio (Molnupiravir) to RACHs.

154,496 prescriptions for Lagevrio (Molnupiravir) have been issued to residents in RACHs, with a further 22,408 prescriptions for Paxlovid (nirmatrelvir + ritonavir) also issued since 28 February 2022 and up to 28 February 2025.

**Note: Oral antiviral data is only being updated monthly.*

Vaccination in RACHs

On 29 February 2024, recommendations for 2024 COVID-19 vaccinations were released. Recommended doses for the program are based on an individual's age and level of severe immunocompromise.

Those aged 75 years and over are recommended to get a COVID-19 vaccine dose every 6 months. Those aged over 65 years of age, and adults with severe immunocompromise are recommended to receive a COVID-19 vaccine dose every 12 months and are eligible to receive a COVID-19 vaccine dose every 6 months based on individual risk-benefit assessments. All other adults can receive a single dose this year.

Recommendations can be found on the Department of Health and Aged Care (department) website at:

<https://www.health.gov.au/our-work/covid-19-vaccines/getting-your-vaccination/booster-doses>.

People are encouraged to seek vaccination advice from their healthcare providers, specific to their circumstances.

People living in residential aged care are a high priority for the Government's COVID-19 vaccination program.

Older age remains the biggest risk factor for severe COVID-19 disease. Vaccination offers added protection to help reduce the risk of severe illness or hospitalisation of aged care residents.

The department is working with both the aged care and primary care sectors to ensure residents have access to the COVID-19 vaccine. The department continues to target support for RACHs to arrange COVID-19 vaccinations with local primary care providers such as GPs, community pharmacists and Aboriginal Community Controlled Health Services.

As at 12 March 2025:

- 70.3% of aged care residents have received a booster dose in the last 12 months.
- For residents over the age of 75:
 - 73,696 (43.2%) aged care residents received a booster dose in the last 6 months.
- 18,828 aged care residents have received a vaccination in the last 28 days (compared to 18,858 in the 28 days prior).

Table 4: Aged care COVID-19 Booster Doses (data as at 12 March 2025)

Jurisdiction	75+ with booster in last 6 months	
	Residents vaccinated	% of residents vaccinated
National	73,696	43.2%
NSW	24,055	43.6%
VIC	21,006	47.5%
QLD	12,093	35.4%
WA	6,976	43.9%
SA	6,468	43.8%
TAS	1,860	48.5%
ACT	1,139	51.8%
NT	<200	25.3%

Data in this report is sourced from Australian Immunisation Register (AIR) data of residents in permanent residential aged care homes.

An updated data methodology was implemented on 7 January 2025. Aged Care AIR data as at 12 March 2025; Matched AIR data uses a snapshot of permanent residents in residential aged care homes as at 30 November 2024. The Residential Aged Care Home (RACH) Recipient ID to Medicare PIN linkage file was loaded into Health Enterprise Data Warehouse on 20 December 2024 which linked Medicare Consumer Directory data as at 11 October 2023 and RACH recipient data as at 15 September 2025.

Note: Booster doses in this report refer to any dose 2 or above administered to an individual.

Infection control and audit

The Aged Care Quality and Safety Commission (Commission) conducts site audits and assessment contacts (site and non-site) to monitor and assess residential aged care services against the Aged Care Quality Standards (see Table 5 below). This may include conducting infection control monitoring (ICM) spot checks.

An ICM spot check involves an on-site visit to residential aged care services, without an outbreak, to observe infection control practices, to ensure that staff, management, and visitors are adhering to safe personal protective equipment protocols and to safe infection control arrangements, as required under the Quality Standards.

As at 13 March 2025, the Commission had conducted 6,067 ICM spot checks to observe infection control practices and PPE protocols in RACHs.

Table 5: Total quality assessment and monitoring activities with residential services (including IPC), by type and month 1 March 2020 to 13 March 2025

Regulatory Activities	2019-20 (1 Mar - 30 Jun 2020)	2020-21	2021-22	2022-23	2023-24	2024-25 (to 13 Mar 2025)	Total
Site visits	318	3,452	1,732	3,814	2,840	1,270	13,426
Non-site activities	3,704	8,396	6,665	1,413	487	552	21,217
Total activities	4,022	11,848	8,397	5,227	3,327	1,822	34,641

Appendix: National residential aged care homes (RACHs) with active outbreaks COVID-19

Please note, information reported in this table has been directly reported to the department by RACHs.

'Total cases' refers to all staff and resident cases associated with the active outbreak and may not reflect the count of currently active cases.

Where numbers have been incorrectly reported, RACHs are able to correct these in the COVID-19 Support Portal through My Aged Care.

Where a RACH is reporting less than six resident or staff cases or less than six deaths, data has been suppressed to protect the privacy of affected individuals (note that "n/p" indicates data is not provided to protect privacy).

Data below for individual services is as at 13 March 2025.

Service Name	State	Resident Deaths	Resident Cases	Staff Cases	Total Cases
Allawah Lodge	New South Wales	0	<6	<6	<6
Anglican Care Bishop Tyrrell Place	New South Wales	0	<6	<6	<6
Anglicare Barry Marsh House	New South Wales	0	14	<6	n/p
Anglicare Dudley Foord House	New South Wales	0	<6	0	<6
Aurum Erina	New South Wales	0	<6	0	<6
BaptistCare Maranoa Centre - Alstonville	New South Wales	0	<6	8	n/p
Beecroft House Aged Care	New South Wales	0	<6	0	<6
Bolton Clarke Beechwood (PKA - Beechwood Aged Care)	New South Wales	0	<6	<6	<6
Bupa Sutherland	New South Wales	0	<6	0	<6
Calvary St Joseph's Retirement Community	New South Wales	0	11	<6	n/p
Cameron Park Care Community	New South Wales	0	10	<6	n/p
CASS Residential Aged Care Facility	New South Wales	0	20	6	26
Catholic Healthcare Maranatha Lodge	New South Wales	0	25	12	37
Dural House Aged Care	New South Wales	0	14	6	20
Emily Gardens at the Rock	New South Wales	0	<6	<6	<6
Estia Health Merrylands	New South Wales	0	0	<6	<6
Estia Health Ryde	New South Wales	0	13	<6	n/p
Hunters Hill Montefiore Home	New South Wales	<6	35	19	54
Katoomba Views Care Community	New South Wales	0	6	<6	n/p

Service Name	State	Resident Deaths	Resident Cases	Staff Cases	Total Cases
Loreto Home of Compassion	New South Wales	0	<6	<6	<6
Marco Polo Woonona Care Services	New South Wales	0	9	<6	n/p
Mareeba Aged Care	New South Wales	0	<6	<6	<6
Mary Mackillop Hostel Carrington Retirement Village	New South Wales	0	<6	<6	<6
Murrayvale Aged Care	New South Wales	0	<6	<6	<6
Randwick Montefiore Home	New South Wales	0	<6	<6	6
RFBI Coffs Harbour Masonic Village	New South Wales	0	11	13	24
RFBI Raleigh Urunga Masonic Village	New South Wales	0	8	9	17
Ruby Manor	New South Wales	0	<6	<6	<6
Rutherford Park Care Community	New South Wales	0	<6	0	<6
St Hedwig Village	New South Wales	0	25	<6	n/p
St Lukes Nursing Home	New South Wales	0	6	<6	n/p
St Marys Villa Residential Aged Care	New South Wales	0	<6	0	<6
The Maronite Sisters Of The Holy Family Village	New South Wales	0	6	0	6
The Whiddon Group - Grafton	New South Wales	0	<6	<6	8
The Whiddon Group - Narrabri - Robert Young	New South Wales	0	<6	<6	<6
Uniting Abrina Ashfield	New South Wales	0	7	<6	n/p
Uniting Hawkesbury Richmond	New South Wales	0	<6	0	<6
Uniting Mingaletta Port Macquarie	New South Wales	0	<6	0	<6
Uniting Quong Tart Ashfield	New South Wales	0	<6	0	<6
Warrigal Care Shell Cove	New South Wales	0	51	9	60
Pearl Supported Care	Northern Territory	0	<6	0	<6
Arcare Eight Mile Plains	Queensland	0	<6	<6	<6
Berrinba Greens Care Community	Queensland	0	11	9	20
Blue Care Bundaberg Riverlea Aged Care Facility	Queensland	0	23	11	34
Bolton Clarke Galleon Gardens	Queensland	0	18	6	24

Service Name	State	Resident Deaths	Resident Cases	Staff Cases	Total Cases
Bolton Clarke Moreton Shores	Queensland	0	8	<6	n/p
Bolton Clarke Sandbrook	Queensland	0	<6	0	<6
Churches of Christ Fair Haven Aged Care Service Hervey Bay	Queensland	0	26	15	41
Churches of Christ Stanthorpe Aged Care Service	Queensland	0	10	7	17
De Paul Villa Aged Care	Queensland	<6	9	9	18
Kadimah Nursing Home	Queensland	0	<6	0	<6
Ozcare Parkwood Gardens	Queensland	0	7	0	7
Pinaroo Roma Inc	Queensland	0	8	<6	n/p
PM Aged Care	Queensland	0	<6	<6	<6
Pyramid Residential Care Centre	Queensland	0	<6	<6	<6
Sir James Terrace	Queensland	<6	18	<6	n/p
Southern Cross Care Allora - Homestead	Queensland	0	8	6	14
Southern Cross Care Edens Landing - Connolly Court	Queensland	0	7	<6	n/p
Southern Cross Care Facility Caloundra	Queensland	0	16	9	25
Voller Care Centre	Queensland	<6	18	7	25
ACH Group Residential Care - Highercombe	South Australia	0	<6	0	<6
ACH Group Residential Care - Milpara	South Australia	0	8	<6	n/p
Ananda Aged Care Findon	South Australia	<6	26	7	33
Belalie Lodge	South Australia	0	11	<6	n/p
Boandik Kessal	South Australia	<6	17	11	28
Bonney Lodge	South Australia	0	<6	0	<6
Calvary Flora McDonald Retirement Community	South Australia	0	6	<6	n/p
Dunbar Homes Salisbury	South Australia	0	<6	<6	<6
Eldercare Cottage Grove	South Australia	0	11	7	18
Eldercare The Lodge	South Australia	0	7	<6	n/p
Estia Health Flagstaff Hill	South Australia	0	<6	<6	<6

Service Name	State	Resident Deaths	Resident Cases	Staff Cases	Total Cases
Estia Health Salisbury	South Australia	0	0	<6	<6
Oaklands Park Lodge Residential Care	South Australia	0	<6	<6	<6
Resthaven Marion	South Australia	<6	34	6	40
UnitingSA Wesley House Aged Care	South Australia	<6	50	17	67
Walara Hamley Bridge	South Australia	0	<6	9	n/p
Wirraminna Care Residential Aged Care	South Australia	0	<6	<6	8
Uniting AgeWell Aldersgate Village	Tasmania	0	6	<6	n/p
Arcare Carnegie	Victoria	0	17	0	17
Arcare Gisborne	Victoria	0	<6	<6	8
BlueCross The Gables	Victoria	0	<6	<6	<6
Bolton Clarke Medina Manor	Victoria	0	<6	<6	<6
Bolton Clarke Riddell Gardens	Victoria	0	0	<6	<6
Bolton Clarke Sutton Park	Victoria	0	<6	<6	6
Bupa Mildura	Victoria	0	10	0	10
Bupa Templestowe	Victoria	0	<6	<6	8
Bupa Wodonga	Victoria	0	17	<6	n/p
Calvary The Highbury	Victoria	0	<6	0	<6
Calvary The Regent	Victoria	<6	<6	<6	<6
Calvary Viewhills Manor	Victoria	0	<6	<6	<6
Chaffey Aged Care	Victoria	0	<6	<6	<6
Embracia Moonee Valley	Victoria	0	9	<6	n/p
Glenarm Nursing Home	Victoria	0	8	10	18
Grace Of Mary Greek Cypriot Elderly Hostel	Victoria	0	<6	0	<6
Grutzner House	Victoria	0	<6	0	<6
Heritage Northcote	Victoria	0	<6	<6	<6
mecwacare Squires Place	Victoria	0	9	<6	n/p

Service Name	State	Resident Deaths	Resident Cases	Staff Cases	Total Cases
Mt Eliza Gardens Aged Care	Victoria	0	6	0	6
St Vincent's Care Services Werribee	Victoria	0	<6	<6	7
The Views at Heidelberg	Victoria	0	<6	0	<6
Vasey RSL Care Bundoora	Victoria	0	6	<6	n/p
Wannon Court Hostel	Victoria	<6	11	7	18
Warrnambool Riverside Care Community	Victoria	0	<6	0	<6
Water Gardens	Victoria	0	11	0	11
Willowbrae-Templestowe Hostel	Victoria	0	<6	0	<6
Yarraman Nursing Home	Victoria	0	<6	0	<6
Aegis Stirling	Western Australia	0	<6	<6	<6
Amaroo Village Buckley Caring Centre	Western Australia	<6	17	6	23
Armadale Place Care Community	Western Australia	0	<6	<6	<6
Casson House	Western Australia	0	<6	0	<6
Germanus Kent House	Western Australia	0	7	<6	n/p
Juniper Karinya	Western Australia	0	<6	0	<6
Midland Nursing Home	Western Australia	0	12	<6	n/p