



# COVID-19 outbreaks in Australian residential aged care homes

## National snapshot

As at 8:00 am 6 February 2025, there are 540 active COVID-19 cases reported in 99 active outbreaks in residential aged care homes (RACHs) across Australia. There have been 50 new outbreaks, 7 new resident deaths and 557 combined new resident and staff cases reported since 30 January 2025.

Table 1: Aged Care COVID-19 data as at 8.00am 6 February 2025<sup>1</sup>

Category	Active <sup>2</sup>	Change in active (7 days)	Cumulative Total	Cumulative increase (7 days)
Outbreaks <sup>3</sup>	99	-14	24,865	50
RACHs affected	99	-14	2,909	0
Resident cases	410	-88	239,614	419
Resident deaths	N/A	N/A	7,306	7
Staff cases	130	-62	126,661	138

Residential aged care homes with active outbreaks are included in [Appendix](#).

Data collected from 31 March 2020 including retrospective data on outbreaks and cases from 18 February 2020.

Table 2: Overview of active outbreaks in Australia

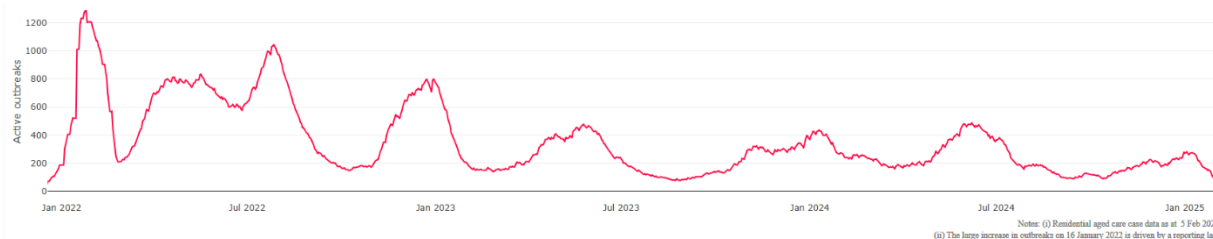
	ACT	NSW	NT	QLD	SA	TAS	VIC	WA	Total
Total RACHs with outbreaks	0	27	2	24	10	0	24	12	99
Total number of active resident cases	0	110	20	82	47	0	97	54	410
Total number of active staff cases	0	28	4	38	9	0	34	17	130
Total outbreaks opened in previous 7 days	0	18	0	11	5	0	10	6	50
Total outbreaks closed in previous 7 days	0	22	0	12	6	0	18	6	64

<sup>1</sup> Outbreak opening and closure includes changes in the status of exposure sites to outbreaks (and vice versa), which are applied retrospectively to facility records. New case information can also change the status of a recovered site back to an active outbreak site. As a result, changes in active outbreak status may not align with day-on-day variations to active totals. These adjustments will also affect the number of cases in staff and residents reported each week.

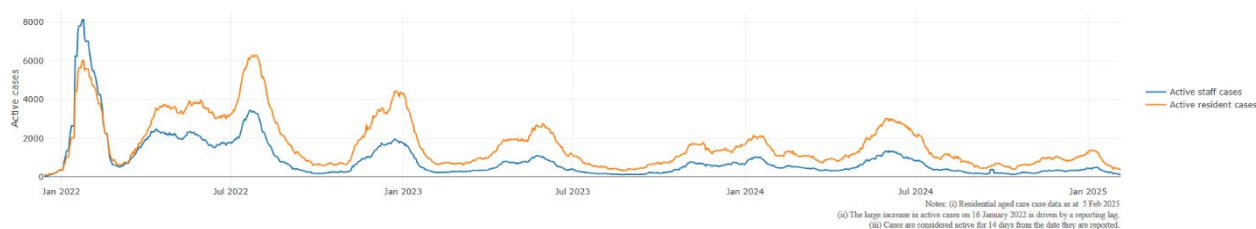
<sup>2</sup> Active residents and staff cases are the total currently positive cases in active outbreaks.

<sup>3</sup> An outbreak is considered to be active pending advice from the relevant Public Health Unit. An outbreak is defined as at least 1 (one) positive case in a resident or 2+ cases in staff.

**Figure 1: National outbreak trends in aged care – December 2021 to present**



**Figure 2: Trends in aged care cases – December 2021 to present**



## Mortality

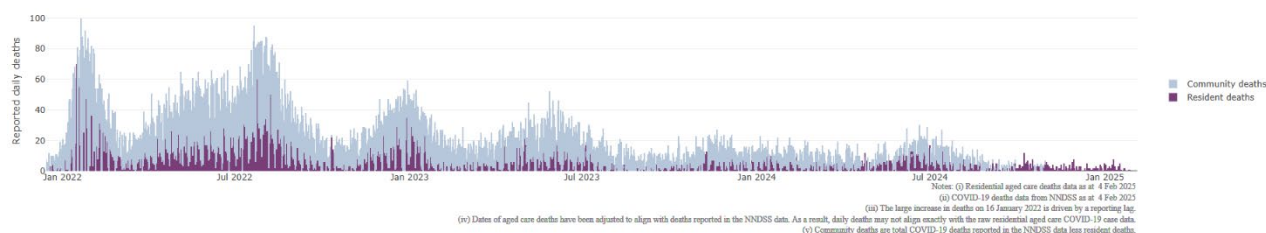
For the period of 1 January 2024 to 4 February 2025, COVID-19 is recorded as the cause of death in 1.7% of all deaths in permanent residents in aged care homes.

Since the beginning of the Omicron outbreak in mid-December<sup>4</sup> 2021, there have been 194,027 deaths in residential aged care from all causes (report period from 15 December 2021 to 4 February 2025)<sup>5</sup>. COVID-19 deaths account for 3.3% of this figure.

There has been a decrease year on year for the rate of case fatality<sup>6</sup>, from a 33% case fatality rate in resident COVID-19 cases in 2020 to 3.3% in 2022 and 1.8% in 2024.

Over the course of the pandemic, all-cause excess mortality in residential aged care was below expected numbers in 2020, and within expected range in 2021. In the first half of 2022, all-cause excess mortality in residential aged care was above the expected range. Excess mortality for the second half of the 2022 is yet to be finalised.

**Figure 3: COVID-19 deaths in RACHs overlaid with community deaths**



<sup>4</sup> The Omicron outbreak start date has been redefined from late November 2021 to mid-December 2021. Changes have been made to align reporting with the start date of Omicron published in the department's external facing Epidemiology report.

<sup>5</sup> The department is now accessing aged care deaths data from the SIEBEL dataset. Figures are live and subject to change. Source: Department of Health and Aged Care unpublished data / SIEBEL dataset.

<sup>6</sup> Case fatality calculated as total reported resident COVID-19 deaths divided by total resident COVID-19 cases.

## Workforce in active residential aged care outbreaks

As at 5 February 2025, surge workforce providers report a total of 200,344 shifts delivered in aged care services impacted by COVID-19. These shifts include roles for GPs, nurses, care workers, allied health workers, executive and ancillary staff. In the past week surge workforce providers have reported assisting 2 residential aged care home(s) and filled 8 shifts in aged care services.

**Table 3: Workforce resources supplied to RACHs**

Workforce provider	Total shifts	Previous 7 days
Aspen Medical <sup>8</sup>	32,853	0
HealthX <sup>9</sup>	37,738	8
Randstad <sup>10</sup>	1,009	0
Previous contracted providers <sup>11</sup>	128,744	N/A
<b>Total</b>	<b>200,344</b>	<b>8</b>

<sup>8</sup>Aspen Medical shift data as at 5 February 2025, reported fortnightly.

<sup>9</sup>HealthX shift data as at 5 February 2025, reported weekly.

<sup>10</sup>Randstad shift data as at 5 February 2025, reported weekly.

<sup>11</sup>Previous contracted providers include RCSA, HealthCare Australia, Mable and Torrens.

## Oral antiviral treatments

Distribution of the oral anti-viral Lagevrio (Molnupiravir) commenced on 6 February 2022 to all RACHs with outbreak sites prioritised for delivery. The National Medical Stockpile has deployed 48,269 treatment courses of Lagevrio (Molnupiravir) to RACHs.

149,230 prescriptions for Lagevrio (Molnupiravir) have been issued to residents in RACHs, with a further 21,188 prescriptions for Paxlovid (nirmatrelvir + ritonavir) also issued since 28 February 2022 and up to 31 December 2024.

*\*Note: Oral antiviral data is only being updated monthly.*

## **Vaccination in RACHs**

On 29 February 2024, recommendations for 2024 COVID-19 vaccinations were released. Recommended doses for the program are based on an individual's age and level of severe immunocompromise.

Those aged 75 years and over are recommended to get a COVID-19 vaccine dose every 6 months. Those aged over 65 years of age, and adults with severe immunocompromise are recommended to receive a COVID-19 vaccine dose every 12 months and are eligible to receive a COVID-19 vaccine dose every 6 months based on individual risk-benefit assessments. All other adults can receive a single dose this year.

Recommendations can be found on the Department of Health and Aged Care (department) website at:

<https://www.health.gov.au/our-work/covid-19-vaccines/getting-your-vaccination/booster-doses>.

People are encouraged to seek vaccination advice from their healthcare providers, specific to their circumstances.

People living in residential aged care are a high priority for the Government's COVID-19 vaccination program.

Older age remains the biggest risk factor for severe COVID-19 disease. Vaccination offers added protection to help reduce the risk of severe illness or hospitalisation of aged care residents.

The department is working with both the aged care and primary care sectors to ensure residents have access to the COVID-19 vaccine. The department continues to target support for RACHs to arrange COVID-19 vaccinations with local primary care providers such as GPs, community pharmacists and Aboriginal Community Controlled Health Services.

As at 5 February 2025:

- 69.9% of aged care residents have received a booster dose in the last 12 months.
- For residents over the age of 75:
  - 70,092 (41.2%) aged care residents received a booster dose in the last 6 months.
- 14,881 aged care residents have received a vaccination in the last 28 days (compared to 10,044 in the 28 days prior).

**Table 4: Aged care COVID-19 Booster Doses (data as at 5 February 2025)**

Jurisdiction	75+ with booster in last 6 months	
	Residents vaccinated	% of residents vaccinated
National	70,092	41.2%
NSW	22,134	40.2%
VIC	19,661	44.5%
QLD	12,539	36.7%
WA	6,022	38.0%
SA	6,538	44.4%
TAS	1,873	49.0%
ACT	1,217	55.5%
NT	<200	27.8%

Data in this report is sourced from Australian Immunisation Register (AIR) data of residents in permanent residential aged care homes.

An updated data methodology was implemented on 7 January 2025. Aged Care AIR data as at 5 February 2025; Matched AIR data uses a snapshot of permanent residents in residential aged care homes as at 30 November 2024. The Residential Aged Care Home (RACH) Recipient ID to Medicare PIN linkage file was loaded into Health Enterprise Data Warehouse on 20 December 2024 which linked Medicare Consumer Directory data as at 11 October 2023 and RACH recipient data as at 15 September 2025.

Note: Booster doses in this report refer to any dose 2 or above administered to an individual.

## Infection control and audit

The Aged Care Quality and Safety Commission (Commission) conducts site audits and assessment contacts (site and non-site) to monitor and assess residential aged care services against the Aged Care Quality Standards (see Table 5 below). This may include conducting infection control monitoring (ICM) spot checks.

An ICM spot check involves an on-site visit to residential aged care services, without an outbreak, to observe infection control practices, to ensure that staff, management, and visitors are adhering to safe personal protective equipment protocols and to safe infection control arrangements, as required under the Quality Standards.

As at 6 February 2025, the Commission had conducted 6,067 ICM spot checks to observe infection control practices and PPE protocols in RACHs.

**Table 5: Total quality assessment and monitoring activities with residential services (including IPC), by type and month 1 March 2020 to 6 February 2025**

<b>Regulatory Activities</b>	<b>2019-20 (1 Mar - 30 Jun 2020)</b>	<b>2020-21</b>	<b>2021-22</b>	<b>2022-23</b>	<b>2023-24</b>	<b>2024-25 (to 6 Feb 2025)</b>	<b>Total</b>
<b>Site visits</b>	318	3,452	1,732	3,814	2,840	1,143	<b>13,299</b>
<b>Non-site activities</b>	3,704	8,396	6,665	1,413	486	404	<b>21,068</b>
<b>Total activities</b>	4,022	11,848	8,397	5,227	3,326	1,547	<b>34,367</b>

## Appendix: National residential aged care homes (RACHs) with active outbreaks COVID-19

Please note, information reported in this table has been directly reported to the department by RACHs.

'Total cases' refers to all staff and resident cases associated with the active outbreak and may not reflect the count of currently active cases.

Where numbers have been incorrectly reported, RACHs are able to correct these in the COVID-19 Support Portal through My Aged Care.

Where a RACH is reporting less than six resident or staff cases or less than six deaths, data has been suppressed to protect the privacy of affected individuals (note that "n/p" indicates data is not provided to protect privacy).

Data below for individual services is as at 6 February 2025.

Service Name	State	Resident Deaths	Resident Cases	Staff Cases	Total Cases
<b>Advantaged Care at Georges Manor</b>	New South Wales	0	<6	0	<6
<b>Anglicare The Donald Coburn Centre</b>	New South Wales	0	<6	0	<6
<b>BaptistCare Cooina Court</b>	New South Wales	0	25	<6	n/p
<b>BaptistCare The Gracewood Centre</b>	New South Wales	0	<6	0	<6
<b>Calvary Muswellbrook Retirement Community</b>	New South Wales	0	<6	<6	<6
<b>Calvary St Martin de Porres Retirement Community</b>	New South Wales	0	<6	<6	<6
<b>Catholic Healthcare Holy Spirit Croydon</b>	New South Wales	<6	9	<6	n/p
<b>Coffs Harbour Grange Care Community</b>	New South Wales	0	18	10	28
<b>Dellacourt</b>	New South Wales	0	0	<6	<6
<b>Durham Green Lodge Memory Care</b>	New South Wales	0	25	0	25
<b>Estia Health Albury</b>	New South Wales	0	0	<6	<6
<b>Estia Health Figtree</b>	New South Wales	0	0	<6	<6
<b>Estia Health Taree</b>	New South Wales	0	12	<6	n/p
<b>Grasmere Terrace</b>	New South Wales	0	6	<6	n/p
<b>Highfields Manor Port Macquarie</b>	New South Wales	0	13	<6	n/p
<b>Mona Vale View Care Community</b>	New South Wales	0	<6	0	<6
<b>Oran Park House Aged Care Facility</b>	New South Wales	0	10	0	10
<b>Orange Grove Care Community</b>	New South Wales	0	14	<6	n/p
<b>Peninsula Villages Ltd</b>	New South Wales	0	<6	0	<6

Service Name	State	Resident Deaths	Resident Cases	Staff Cases	Total Cases
<b>Regis Elmore Vale</b>	New South Wales	0	7	0	7
<b>St Agnes Site</b>	New South Wales	<6	41	12	53
<b>St Josephs Nursing Home</b>	New South Wales	<6	34	18	52
<b>St Vincent's Care Services Heathcote</b>	New South Wales	0	<6	<6	<6
<b>SummitCare Penrith</b>	New South Wales	0	<6	0	<6
<b>The Whiddon Group - Glenfield - Arthur Webb</b>	New South Wales	0	<6	0	<6
<b>Vincent Court</b>	New South Wales	0	<6	<6	<6
<b>Werombi Court</b>	New South Wales	0	<6	<6	<6
<b>Pearl Supported Care</b>	Northern Territory	<6	21	<6	n/p
<b>Pulkapulkka Kari Nursing Home and Hostel</b>	Northern Territory	0	10	<6	n/p
<b>Anglicare SQ St John's Home for Aged Men</b>	Queensland	0	20	8	28
<b>Anglicare SQ St Martin's Nursing Home</b>	Queensland	0	<6	<6	<6
<b>Blue Care Bundaberg Riverlea Aged Care Facility</b>	Queensland	0	<6	<6	7
<b>Blue Care Flinders View Nowlanvil Aged Care Facility</b>	Queensland	0	22	10	32
<b>Bolton Clarke Farnorha</b>	Queensland	0	11	<6	n/p
<b>Bolton Clarke Fernhill</b>	Queensland	0	<6	0	<6
<b>Bupa Cairns</b>	Queensland	0	26	15	41
<b>Burpengary Manor Aged Care</b>	Queensland	0	<6	0	<6
<b>Churches of Christ Clive Burdeu Aged Care Service</b>	Queensland	0	<6	0	<6
<b>Harbour Quays Residential Aged Care</b>	Queensland	0	13	11	24
<b>Lions Haven For The Aged</b>	Queensland	0	<6	<6	<6
<b>Lutheran Services - Cooina Aged Care Centre</b>	Queensland	0	<6	0	<6
<b>Lutheran Services - Tabeel</b>	Queensland	0	14	12	26
<b>Milton House</b>	Queensland	0	<6	<6	<6
<b>NewDirection Care at Bellmere</b>	Queensland	0	6	<6	n/p
<b>Ozcare - Hervey Bay</b>	Queensland	0	6	<6	n/p



Service Name	State	Resident Deaths	Resident Cases	Staff Cases	Total Cases
<b>Ozcare Keith Turnbull Place</b>	Queensland	0	<6	<6	<6
<b>Ozcare Port Douglas</b>	Queensland	0	10	<6	n/p
<b>Peninsula Palms Retirement Village</b>	Queensland	0	7	<6	n/p
<b>Regis Magnolia</b>	Queensland	0	<6	<6	<6
<b>Southport Lodge</b>	Queensland	0	<6	0	<6
<b>St Paul de Chartres Residential Aged Care</b>	Queensland	<6	<6	6	n/p
<b>St Vincent's Care Services Bardon</b>	Queensland	0	<6	0	<6
<b>St Vincent's Care Services Southport</b>	Queensland	0	<6	<6	<6
<b>AnglicareSA Westbourne Park</b>	South Australia	0	<6	0	<6
<b>Barunga Village Incorporated</b>	South Australia	0	0	<6	<6
<b>Bene Aged Care - The Italian Village</b>	South Australia	0	29	<6	n/p
<b>Copperhouse Court Hostel</b>	South Australia	0	<6	0	<6
<b>Dunbar Homes Salisbury</b>	South Australia	0	<6	0	<6
<b>Helping Hand Aged Care - Golden Grove</b>	South Australia	0	8	<6	n/p
<b>Lerwin Nursing Home</b>	South Australia	0	31	18	49
<b>Lutheran Homes Group Fullarton</b>	South Australia	0	<6	0	<6
<b>Mt View Homes Inc</b>	South Australia	0	<6	<6	<6
<b>UnitingSA Wesley House Aged Care</b>	South Australia	0	9	<6	n/p
<b>Arpad Aged Care</b>	Victoria	0	<6	0	<6
<b>Benetas St Paul's Terrace</b>	Victoria	0	<6	<6	8
<b>Berengarra</b>	Victoria	0	<6	0	<6
<b>BlueCross Sheridan Hall Caulfield</b>	Victoria	0	<6	<6	8
<b>BSL Aged Care - Clifton Hill</b>	Victoria	0	10	<6	n/p
<b>Bupa Templestowe</b>	Victoria	0	6	<6	n/p
<b>Calvary Huntly Suites</b>	Victoria	0	<6	0	<6
<b>Cardinia Community Aged Care</b>	Victoria	0	55	17	72

Service Name	State	Resident Deaths	Resident Cases	Staff Cases	Total Cases
<b>Churches of Christ Arcadia Aged Care Service</b>	Victoria	0	<6	<6	6
<b>Corryong MPS</b>	Victoria	0	<6	0	<6
<b>Emmy Monash Aged Care</b>	Victoria	0	<6	0	<6
<b>Estia Health Epping VIC</b>	Victoria	0	<6	6	n/p
<b>Estia Health Kangaroo Flat</b>	Victoria	0	<6	<6	<6
<b>Estia Health Wodonga</b>	Victoria	0	<6	0	<6
<b>Forest Lodge Residential Aged Care</b>	Victoria	0	52	0	52
<b>Froniditha Clayton Aged Care</b>	Victoria	0	<6	<6	<6
<b>Harbourside Lodge</b>	Victoria	0	<6	<6	<6
<b>Heritage Gardens</b>	Victoria	0	<6	<6	<6
<b>Margery Cole Residential Care Service</b>	Victoria	0	<6	<6	<6
<b>Mercy Place Colac</b>	Victoria	0	<6	<6	<6
<b>Mercy Place Fernhill</b>	Victoria	0	18	7	25
<b>Mordialloc Grove Care Community</b>	Victoria	0	<6	<6	<6
<b>The Oaks Nursing Home-Gisborne</b>	Victoria	0	<6	0	<6
<b>Vermont Aged Care</b>	Victoria	0	<6	0	<6
<b>Aegis Carrington</b>	Western Australia	0	<6	<6	7
<b>Aegis St Michael's</b>	Western Australia	0	18	8	26
<b>Alfred Cove Care Community</b>	Western Australia	0	14	<6	n/p
<b>Bethanie Dalyellup</b>	Western Australia	0	<6	0	<6
<b>Bethanie Waters</b>	Western Australia	0	16	8	24
<b>Brightwater Inglewood</b>	Western Australia	0	<6	0	<6
<b>Italian Village Fremantle</b>	Western Australia	0	<6	<6	8
<b>Juniper Annesley</b>	Western Australia	0	<6	0	<6
<b>Michael Lee Centre</b>	Western Australia	<6	20	<6	n/p
<b>Mosman Park Care Centre</b>	Western Australia	0	<6	0	<6

Service Name	State	Resident Deaths	Resident Cases	Staff Cases	Total Cases
<b>Regis North Fremantle</b>	Western Australia	0	6	<6	n/p
<b>Regis Port Coogee</b>	Western Australia	0	14	7	21