



COVID-19 outbreaks in Australian residential aged care homes

National snapshot

As at 8:00 am 27 February 2025, there are 549 active COVID-19 cases reported in 106 active outbreaks in residential aged care homes (RACHs) across Australia. There have been 54 new outbreaks, 4 new resident deaths and 588 combined new resident and staff cases reported since 20 February 2025.

Table 1: Aged Care COVID-19 data as at 8.00am 20 February 2025¹

Category	Active ²	Change in active (7 days)	Cumulative Total	Cumulative increase (7 days)
Outbreaks ³	106	11	25,067	59
RACHs affected	106	11	2,910	0
Resident cases	416	19	240,923	425
Resident deaths	N/A	N/A	7,311	4
Staff cases	133	-15	127,169	163

Residential aged care homes with active outbreaks are included in [Appendix](#).

Data collected from 31 March 2020 including retrospective data on outbreaks and cases from 18 February 2020.

Table 2: Overview of active outbreaks in Australia

	ACT	NSW	NT	QLD	SA	TAS	VIC	WA	Total
Total RACHs with outbreaks	0	35	1	21	11	0	26	12	106
Total number of active resident cases	0	136	6	91	42	0	105	36	416
Total number of active staff cases	0	34	1	47	11	0	23	17	133
Total outbreaks opened in previous 7 days	0	24	0	16	4	0	12	3	59
Total outbreaks closed in previous 7 days	0	11	1	12	6	0	7	5	42

¹ Outbreak opening and closure includes changes in the status of exposure sites to outbreaks (and vice versa), which are applied retrospectively to facility records. New case information can also change the status of a recovered site back to an active outbreak site. As a result, changes in active outbreak status may not align with day-on-day variations to active totals. These adjustments will also affect the number of cases in staff and residents reported each week.

² Active residents and staff cases are the total currently positive cases in active outbreaks.

³ An outbreak is considered to be active pending advice from the relevant Public Health Unit. An outbreak is defined as at least 1 (one) positive case in a resident or 2+ cases in staff.

Figure 1: National outbreak trends in aged care – December 2021 to present

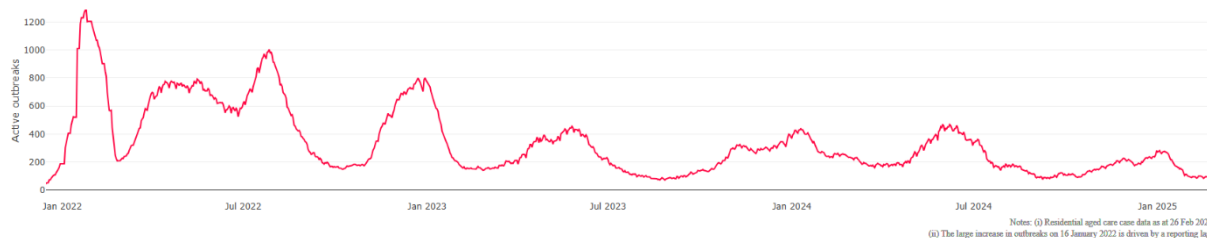
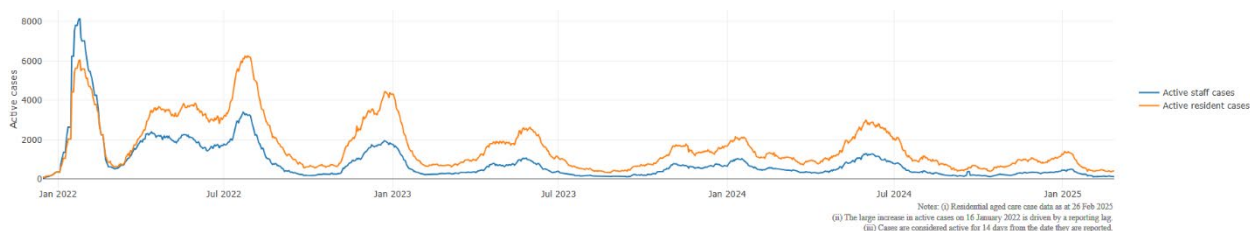


Figure 2: Trends in aged care cases – December 2021 to present



Mortality

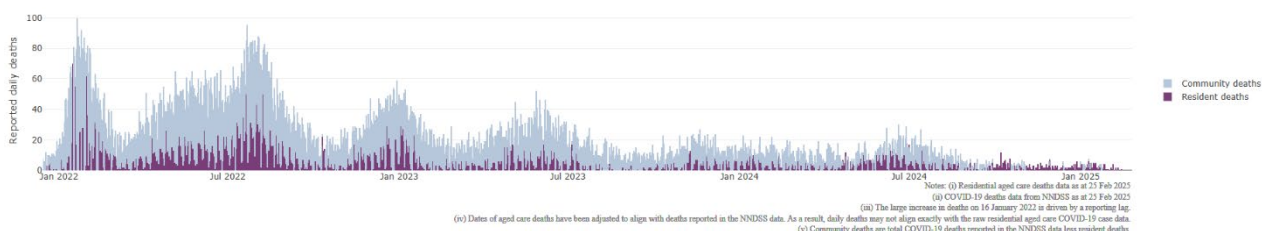
For the period of 1 January 2024 to 21 February 2025, COVID-19 is recorded as the cause of death in 1.7% of all deaths in permanent residents in aged care homes.

Since the beginning of the Omicron outbreak in mid-December⁴ 2021, there have been 196,543 deaths in residential aged care from all causes (report period from 15 December 2021 to 21 February 2025)⁵. COVID-19 deaths account for 3.3% of this figure.

There has been a decrease year on year for the rate of case fatality⁶, from a 33% case fatality rate in resident COVID-19 cases in 2020 to 3.3% in 2022 and 1.8% in 2024.

Over the course of the pandemic, all-cause excess mortality in residential aged care was below expected numbers in 2020, and within expected range in 2021. In the first half of 2022, all-cause excess mortality in residential aged care was above the expected range. Excess mortality for the second half of the 2022 is yet to be finalised.

Figure 3: COVID-19 deaths in RACHs overlaid with community deaths



⁴ The Omicron outbreak start date has been redefined from late November 2021 to mid-December 2021. Changes have been made to align reporting with the start date of Omicron published in the department's external facing Epidemiology report.

⁵ The department is now accessing aged care deaths data from the SIEBEL dataset. Figures are live and subject to change. Source: Department of Health and Aged Care unpublished data / SIEBEL dataset.

⁶ Case fatality calculated as total reported resident COVID-19 deaths divided by total resident COVID-19 cases.

Workforce in active residential aged care outbreaks

As at 26 February 2025, surge workforce providers report a total of 200,554 shifts delivered in aged care services impacted by COVID-19. These shifts include roles for GPs, nurses, care workers, allied health workers, executive and ancillary staff. In the past week surge workforce providers have reported assisting 1 residential aged care home(s) and filled 19 shifts in aged care services.

Table 3: Workforce resources supplied to RACHs

Workforce provider	Total shifts	Previous 7 days
Aspen Medical ⁸	33,040	0
HealthX ⁹	37,738	0
Randstad ¹⁰	1,032	19
Previous contracted providers ¹¹	128,744	N/A
Total	200,554	19

⁸Aspen Medical shift data as at 26 February 2025, reported fortnightly.

⁹HealthX shift data as at 26 February 2025, reported weekly.

¹⁰Randstad shift data as at 26 February 2025, reported weekly.

¹¹Previous contracted providers include RCSA, HealthCare Australia, Mable and Torrens.

Oral antiviral treatments

Distribution of the oral anti-viral Lagevrio (Molnupiravir) commenced on 6 February 2022 to all RACHs with outbreak sites prioritised for delivery. The National Medical Stockpile has deployed 48,269 treatment courses of Lagevrio (Molnupiravir) to RACHs.

152,770 prescriptions for Lagevrio (Molnupiravir) have been issued to residents in RACHs, with a further 21,983 prescriptions for Paxlovid (nirmatrelvir + ritonavir) also issued since 28 February 2022 and up to 31 January 2025.

**Note: Oral antiviral data is only being updated monthly.*

Vaccination in RACHs

On 29 February 2024, recommendations for 2024 COVID-19 vaccinations were released. Recommended doses for the program are based on an individual's age and level of severe immunocompromise.

Those aged 75 years and over are recommended to get a COVID-19 vaccine dose every 6 months. Those aged over 65 years of age, and adults with severe immunocompromise are recommended to receive a COVID-19 vaccine dose every 12 months and are eligible to receive a COVID-19 vaccine dose every 6 months based on individual risk-benefit assessments. All other adults can receive a single dose this year.

Recommendations can be found on the Department of Health and Aged Care (department) website at:

<https://www.health.gov.au/our-work/covid-19-vaccines/getting-your-vaccination/booster-doses>.

People are encouraged to seek vaccination advice from their healthcare providers, specific to their circumstances.

People living in residential aged care are a high priority for the Government's COVID-19 vaccination program.

Older age remains the biggest risk factor for severe COVID-19 disease. Vaccination offers added protection to help reduce the risk of severe illness or hospitalisation of aged care residents.

The department is working with both the aged care and primary care sectors to ensure residents have access to the COVID-19 vaccine. The department continues to target support for RACHs to arrange COVID-19 vaccinations with local primary care providers such as GPs, community pharmacists and Aboriginal Community Controlled Health Services.

As at 26 February 2025:

- 70.3% of aged care residents have received a booster dose in the last 12 months.
- For residents over the age of 75:
 - 72,200 (42.3%) aged care residents received a booster dose in the last 6 months.
- 20,338 aged care residents have received a vaccination in the last 28 days (compared to 11,747 in the 28 days prior).

Table 4: Aged care COVID-19 Booster Doses (data as at 26 February 2025)

Jurisdiction	75+ with booster in last 6 months	
	Residents vaccinated	% of residents vaccinated
National	72,200	42.3%
NSW	22,803	41.4%
VIC	20,986	47.5%
QLD	12,149	35.6%
WA	6,503	41.0%
SA	6,658	45.1%
TAS	1,885	49.2%
ACT	1,114	50.8%
NT	<200	26.1%

Data in this report is sourced from Australian Immunisation Register (AIR) data of residents in permanent residential aged care homes.

An updated data methodology was implemented on 7 January 2025. Aged Care AIR data as at 26 February 2025; Matched AIR data uses a snapshot of permanent residents in residential aged care homes as at 30 November 2024. The Residential Aged Care Home (RACH) Recipient ID to Medicare PIN linkage file was loaded into Health Enterprise Data Warehouse on 20 December 2024 which linked Medicare Consumer Directory data as at 11 October 2023 and RACH recipient data as at 15 September 2025.

Note: Booster doses in this report refer to any dose 2 or above administered to an individual.

Infection control and audit

The Aged Care Quality and Safety Commission (Commission) conducts site audits and assessment contacts (site and non-site) to monitor and assess residential aged care services against the Aged Care Quality Standards (see Table 5 below). This may include conducting infection control monitoring (ICM) spot checks.

An ICM spot check involves an on-site visit to residential aged care services, without an outbreak, to observe infection control practices, to ensure that staff, management, and visitors are adhering to safe personal protective equipment protocols and to safe infection control arrangements, as required under the Quality Standards.

As at 27 February 2025, the Commission had conducted 6,067 ICM spot checks to observe infection control practices and PPE protocols in RACHs.

Table 5: Total quality assessment and monitoring activities with residential services (including IPC), by type and month 1 March 2020 to 27 February 2025

Regulatory Activities	2019-20 (1 Mar - 30 Jun 2020)	2020-21	2021-22	2022-23	2023-24	2024-25 (to 27 Feb 2025)	Total
Site visits	318	3,452	1,732	3,814	2,840	1,217	13,373
Non-site activities	3,704	8,396	6,665	1,413	487	510	21,175
Total activities	4,022	11,848	8,397	5,227	3,327	1,727	34,548

Appendix: National residential aged care homes (RACHs) with active outbreaks COVID-19

Please note, information reported in this table has been directly reported to the department by RACHs.

'Total cases' refers to all staff and resident cases associated with the active outbreak and may not reflect the count of currently active cases.

Where numbers have been incorrectly reported, RACHs are able to correct these in the COVID-19 Support Portal through My Aged Care.

Where a RACH is reporting less than six resident or staff cases or less than six deaths, data has been suppressed to protect the privacy of affected individuals (note that "n/p" indicates data is not provided to protect privacy).

Data below for individual services is as at 27 February 2025.

Service Name	State	Resident Deaths	Resident Cases	Staff Cases	Total Cases
Alton Lodge	New South Wales	0	11	<6	n/p
Bankstown Terrace Care Community	New South Wales	0	6	0	6
BaptistCare Orana Centre	New South Wales	0	<6	0	<6
BaptistCare The Gracewood Centre	New South Wales	0	9	<6	n/p
Bilyara Hostel	New South Wales	<6	<6	<6	<6
Bolton Clarke Cabrini	New South Wales	0	<6	0	<6
Bolton Clarke Redleaf Manor	New South Wales	0	<6	0	<6
Calvary Corymbia	New South Wales	0	6	0	6
Charingfield	New South Wales	0	<6	<6	6
Dural House Aged Care	New South Wales	0	<6	0	<6
Emmaus	New South Wales	0	22	10	32
Estia Health Epping - The Poplars	New South Wales	0	<6	0	<6
Gallipoli Home	New South Wales	0	8	<6	n/p
Gillawarna Village	New South Wales	0	<6	0	<6
Grasmere Terrace	New South Wales	0	<6	0	<6
Henty Multi-Purpose Service	New South Wales	0	12	<6	n/p
Highfields Manor Port Macquarie	New South Wales	0	25	8	33
Hillside at Figtree	New South Wales	0	0	<6	<6
Hunters Hill Montefiore Home	New South Wales	<6	30	15	45

Service Name	State	Resident Deaths	Resident Cases	Staff Cases	Total Cases
IRT Thomas Holt Kirrawee	New South Wales	0	<6	<6	<6
Murrayvale Aged Care	New South Wales	0	<6	<6	<6
Northcourt Nursing Home	New South Wales	0	7	<6	n/p
Peninsula Villages Ltd	New South Wales	0	<6	0	<6
Randwick Montefiore Home	New South Wales	0	<6	<6	<6
Ron Middleton VC Gardens	New South Wales	0	<6	0	<6
St Hedwig Village	New South Wales	0	23	<6	n/p
St Patrick's Green	New South Wales	0	6	<6	n/p
The Manor Fairfield East	New South Wales	0	<6	0	<6
The Whiddon Group - Glenfield - Arthur Webb	New South Wales	0	11	6	17
The Whiddon Group - Kelso	New South Wales	0	<6	<6	8
Uniting Crookwell	New South Wales	0	<6	0	<6
Uniting Gerringong	New South Wales	0	<6	0	<6
Uniting Illowra Waverley	New South Wales	0	6	<6	n/p
Uniting Starrett Lodge Hamlyn Terrace	New South Wales	0	13	<6	n/p
Warrigal Care Shell Cove	New South Wales	0	16	0	16
Juninga Centre	Northern Territory	0	6	<6	n/p
Bolton Clarke Capella Bay	Queensland	0	<6	<6	<6
Bolton Clarke Galleon Gardens	Queensland	0	18	<6	n/p
Bolton Clarke Seabrook	Queensland	0	0	<6	<6
Bolton Clarke Sunset Ridge	Queensland	0	0	<6	<6
Bolton Clarke The Ormsby	Queensland	0	0	<6	<6
Churches of Christ Fair Haven Aged Care Service Hervey Bay	Queensland	0	21	14	35
Dalrymple Villa	Queensland	0	<6	<6	8
De Paul Villa Aged Care	Queensland	0	<6	<6	<6
Francis Of Assisi Home	Queensland	0	<6	0	<6

Service Name	State	Resident Deaths	Resident Cases	Staff Cases	Total Cases
Georgina Margaret Davidson-Thompson Hostel	Queensland	0	<6	0	<6
Infinite Care Cornubia	Queensland	0	13	<6	n/p
Infinite Care Mount Lofty	Queensland	0	17	<6	n/p
Nanyima Aged Care	Queensland	0	19	9	28
Narangba Aged Care	Queensland	0	<6	<6	<6
Ozcare - Hervey Bay	Queensland	0	15	<6	n/p
Palmwoods Care Centre	Queensland	0	6	<6	n/p
PM Aged Care	Queensland	0	<6	<6	<6
Regis Ayr	Queensland	0	0	<6	<6
Sir James Terrace	Queensland	0	10	0	10
Southern Cross Care Facility Caloundra	Queensland	0	6	<6	n/p
Torbay	Queensland	0	8	7	15
Ananda Aged Care Findon	South Australia	<6	25	7	32
AnglicareSA Westbourne Park	South Australia	0	10	<6	n/p
Boandik Kessal	South Australia	0	10	6	16
Estia Health Burton	South Australia	0	7	<6	n/p
Estia Health Lockleys	South Australia	0	<6	<6	<6
Estia Health Salisbury	South Australia	0	<6	0	<6
Estia Health Strathalbyn	South Australia	0	<6	<6	<6
Regis Kingswood	South Australia	0	7	0	7
St Basil's at St Peters	South Australia	0	<6	0	<6
The Philip Kennedy Centre Residential Care	South Australia	0	<6	0	<6
UnitingSA Wesley House Aged Care	South Australia	<6	31	9	40
Arcare Gisborne	Victoria	0	<6	<6	6
BlueCross Livingstone Gardens	Victoria	0	6	0	6
Bolton Clarke Greenview	Victoria	0	7	<6	n/p

Service Name	State	Resident Deaths	Resident Cases	Staff Cases	Total Cases
Bolton Clarke Medina Manor	Victoria	0	<6	<6	<6
Bolton Clarke Sutton Park	Victoria	0	<6	0	<6
Bupa Mildura	Victoria	0	<6	0	<6
Bupa Templestowe	Victoria	0	<6	<6	6
Bupa Woodend	Victoria	0	<6	0	<6
Calvary Balmoral Grove	Victoria	0	16	<6	n/p
Carrum Downs Aged Care	Victoria	0	18	6	24
Doutta Galla Lynch's Bridge Aged Care Facility	Victoria	0	<6	<6	<6
Embracia Moonee Valley	Victoria	0	6	0	6
Estia Health Dandenong	Victoria	0	9	0	9
Meadow Heights Care Community	Victoria	0	0	<6	<6
Melville Grange Hostel	Victoria	0	<6	<6	<6
Mercy Place Ballarat	Victoria	0	<6	<6	6
Mercy Place Templestowe	Victoria	0	<6	0	<6
MiCare Overbeek Lodge	Victoria	0	<6	0	<6
Prague House	Victoria	0	10	<6	n/p
Princes Court Homes Hostel	Victoria	0	7	<6	n/p
Rathdowne Place	Victoria	0	<6	0	<6
Somerville Gardens Care Community	Victoria	0	<6	0	<6
St Vincent's Care Services Werribee	Victoria	0	<6	0	<6
Twin Parks Aged Care Centre	Victoria	0	7	<6	n/p
Vasey RSL Care Bundoora	Victoria	0	<6	<6	<6
Wannon Court Hostel	Victoria	0	<6	0	<6
Aegis Shoreline	Western Australia	0	6	6	12
Brightwater The Cove	Western Australia	0	<6	<6	<6
Dalwallinu MPS	Western Australia	0	<6	<6	<6

Service Name	State	Resident Deaths	Resident Cases	Staff Cases	Total Cases
Germanus Kent House	Western Australia	0	<6	<6	<6
Juniper Hayloft	Western Australia	0	10	<6	n/p
Midland Nursing Home	Western Australia	0	9	<6	n/p
Mosman Park Care Centre	Western Australia	0	17	<6	n/p
Regis Bunbury	Western Australia	0	<6	<6	<6
Rosewood Care Leederville	Western Australia	0	<6	0	<6
St George's Care Centre	Western Australia	0	<6	0	<6
Thomas Scott Hostel	Western Australia	0	<6	0	<6
Wanneroo Community Nursing Home	Western Australia	0	9	<6	n/p