



COVID-19 outbreaks in Australian residential aged care homes

National snapshot

As at 8:00 am 13 February 2025, there are 672 active COVID-19 cases reported in 109 active outbreaks in residential aged care homes (RACHs) across Australia. There have been 54 new outbreaks, 4 new resident deaths and 609 combined new resident and staff cases reported since 6 February 2025.

Table 1: Aged Care COVID-19 data as at 8.00am 13 February 2025¹

Category	Active ²	Change in active (7 days)	Cumulative Total	Cumulative increase (7 days)
Outbreaks ³	109	11	24,948	54
RACHs affected	109	11	2,909	0
Resident cases	506	97	240,098	455
Resident deaths	N/A	N/A	7,303	4
Staff cases	166	37	126,868	154

Residential aged care homes with active outbreaks are included in [Appendix](#).

Data collected from 31 March 2020 including retrospective data on outbreaks and cases from 18 February 2020.

Table 2: Overview of active outbreaks in Australia

	ACT	NSW	NT	QLD	SA	TAS	VIC	WA	Total
Total RACHs with outbreaks	0	30	2	27	16	0	23	11	109
Total number of active resident cases	0	137	20	116	99	0	79	55	506
Total number of active staff cases	0	34	4	54	31	0	23	20	166
Total outbreaks opened in previous 7 days	0	20	0	12	8	0	11	3	54
Total outbreaks closed in previous 7 days	0	16	0	8	3	0	12	3	42

¹ Outbreak opening and closure includes changes in the status of exposure sites to outbreaks (and vice versa), which are applied retrospectively to facility records. New case information can also change the status of a recovered site back to an active outbreak site. As a result, changes in active outbreak status may not align with day-on-day variations to active totals. These adjustments will also affect the number of cases in staff and residents reported each week.

² Active residents and staff cases are the total currently positive cases in active outbreaks.

³ An outbreak is considered to be active pending advice from the relevant Public Health Unit. An outbreak is defined as at least 1 (one) positive case in a resident or 2+ cases in staff.

Figure 1: National outbreak trends in aged care – December 2021 to present

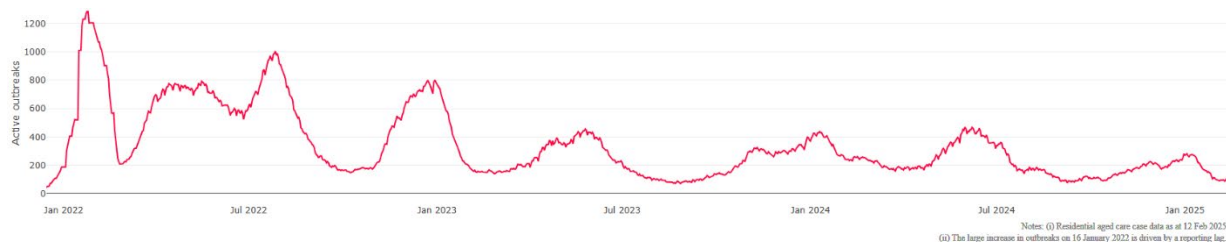
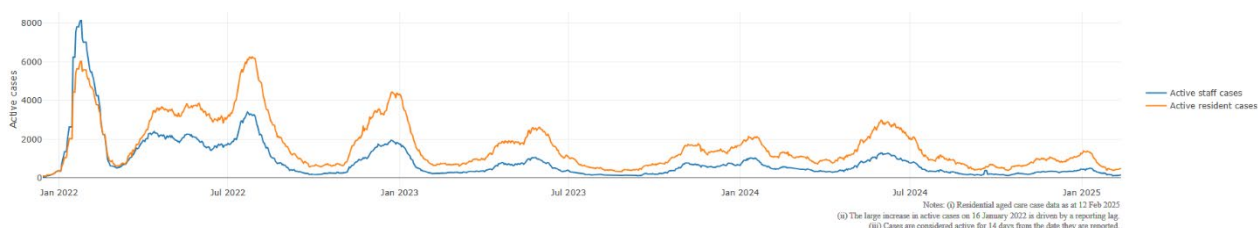


Figure 2: Trends in aged care cases – December 2021 to present



Mortality

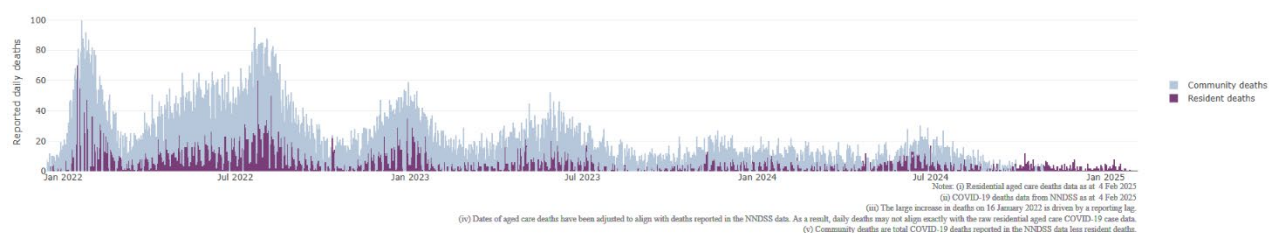
For the period of 1 January 2024 to 8 February 2025, COVID-19 is recorded as the cause of death in 1.7% of all deaths in permanent residents in aged care homes.

Since the beginning of the Omicron outbreak in mid-December⁴ 2021, there have been 194,553 deaths in residential aged care from all causes (report period from 15 December 2021 to 8 February 2025)⁵. COVID-19 deaths account for 3.3% of this figure.

There has been a decrease year on year for the rate of case fatality⁶, from a 33% case fatality rate in resident COVID-19 cases in 2020 to 3.3% in 2022 and 1.8% in 2024.

Over the course of the pandemic, all-cause excess mortality in residential aged care was below expected numbers in 2020, and within expected range in 2021. In the first half of 2022, all-cause excess mortality in residential aged care was above the expected range. Excess mortality for the second half of the 2022 is yet to be finalised.

Figure 3: COVID-19 deaths in RACHs overlaid with community deaths



⁴ The Omicron outbreak start date has been redefined from late November 2021 to mid-December 2021. Changes have been made to align reporting with the start date of Omicron published in the department's external facing Epidemiology report.

⁵ The department is now accessing aged care deaths data from the SIEBEL dataset. Figures are live and subject to change. Source: Department of Health and Aged Care unpublished data / SIEBEL dataset.

⁶ Case fatality calculated as total reported resident COVID-19 deaths divided by total resident COVID-19 cases.

Workforce in active residential aged care outbreaks

As at 12 February 2025, surge workforce providers report a total of 200,572 shifts delivered in aged care services impacted by COVID-19. These shifts include roles for GPs, nurses, care workers, allied health workers, executive and ancillary staff. In the past week surge workforce providers have reported assisting 3 residential aged care home(s) and filled 228 shifts in aged care services.

Table 3: Workforce resources supplied to RACHs

Workforce provider	Total shifts	Previous 7 days
Aspen Medical ⁸	33,081	228
HealthX ⁹	37,738	0
Randstad ¹⁰	1,009	0
Previous contracted providers ¹¹	128,744	N/A
Total	200,572	228

⁸Aspen Medical shift data as at 12 February 2025, reported fortnightly.

⁹HealthX shift data as at 12 February 2025, reported weekly.

¹⁰Randstad shift data as at 12 February 2025, reported weekly.

¹¹Previous contracted providers include RCSA, HealthCare Australia, Mable and Torrens.

Oral antiviral treatments

Distribution of the oral anti-viral Lagevrio (Molnupiravir) commenced on 6 February 2022 to all RACHs with outbreak sites prioritised for delivery. The National Medical Stockpile has deployed 48,269 treatment courses of Lagevrio (Molnupiravir) to RACHs.

152,770 prescriptions for Lagevrio (Molnupiravir) have been issued to residents in RACHs, with a further 21,983 prescriptions for Paxlovid (nirmatrelvir + ritonavir) also issued since 28 February 2022 and up to 31 January 2025.

**Note: Oral antiviral data is only being updated monthly.*

Vaccination in RACHs

On 29 February 2024, recommendations for 2024 COVID-19 vaccinations were released. Recommended doses for the program are based on an individual's age and level of severe immunocompromise.

Those aged 75 years and over are recommended to get a COVID-19 vaccine dose every 6 months. Those aged over 65 years of age, and adults with severe immunocompromise are recommended to receive a COVID-19 vaccine dose every 12 months and are eligible to receive a COVID-19 vaccine dose every 6 months based on individual risk-benefit assessments. All other adults can receive a single dose this year.

Recommendations can be found on the Department of Health and Aged Care (department) website at:

<https://www.health.gov.au/our-work/covid-19-vaccines/getting-your-vaccination/booster-doses>.

People are encouraged to seek vaccination advice from their healthcare providers, specific to their circumstances.

People living in residential aged care are a high priority for the Government's COVID-19 vaccination program.

Older age remains the biggest risk factor for severe COVID-19 disease. Vaccination offers added protection to help reduce the risk of severe illness or hospitalisation of aged care residents.

The department is working with both the aged care and primary care sectors to ensure residents have access to the COVID-19 vaccine. The department continues to target support for RACHs to arrange COVID-19 vaccinations with local primary care providers such as GPs, community pharmacists and Aboriginal Community Controlled Health Services.

As at 12 February 2025:

- 70.0% of aged care residents have received a booster dose in the last 12 months.
- For residents over the age of 75:
 - 71,113 (41.7%) aged care residents received a booster dose in the last 6 months.
- 17,457 aged care residents have received a vaccination in the last 28 days (compared to 9,680 in the 28 days prior).

Table 4: Aged care COVID-19 Booster Doses (data as at 12 February 2025)

Jurisdiction	75+ with booster in last 6 months	
	Residents vaccinated	% of residents vaccinated
National	71,113	41.7%
NSW	22,394	40.7%
VIC	20,142	45.6%
QLD	12,575	36.8%
WA	6,142	38.7%
SA	6,645	45.1%
TAS	1,890	49.4%
ACT	1,217	55.5%
NT	<200	27.8%

Data in this report is sourced from Australian Immunisation Register (AIR) data of residents in permanent residential aged care homes.

An updated data methodology was implemented on 7 January 2025. Aged Care AIR data as at 12 February 2025; Matched AIR data uses a snapshot of permanent residents in residential aged care homes as at 30 November 2024. The Residential Aged Care Home (RACH) Recipient ID to Medicare PIN linkage file was loaded into Health Enterprise Data Warehouse on 20 December 2024 which linked Medicare Consumer Directory data as at 11 October 2023 and RACH recipient data as at 15 September 2025.

Note: Booster doses in this report refer to any dose 2 or above administered to an individual.

Infection control and audit

The Aged Care Quality and Safety Commission (Commission) conducts site audits and assessment contacts (site and non-site) to monitor and assess residential aged care services against the Aged Care Quality Standards (see Table 5 below). This may include conducting infection control monitoring (ICM) spot checks.

An ICM spot check involves an on-site visit to residential aged care services, without an outbreak, to observe infection control practices, to ensure that staff, management, and visitors are adhering to safe personal protective equipment protocols and to safe infection control arrangements, as required under the Quality Standards.

As at 13 February 2025, the Commission had conducted 6,067 ICM spot checks to observe infection control practices and PPE protocols in RACHs.

Table 5: Total quality assessment and monitoring activities with residential services (including IPC), by type and month 1 March 2020 to 13 February 2025

Regulatory Activities	2019-20 (1 Mar - 30 Jun 2020)	2020-21	2021-22	2022-23	2023-24	2024-25 (to 13 Feb 2025)	Total
Site visits	318	3,452	1,732	3,814	2,840	1,168	13,324
Non-site activities	3,704	8,396	6,665	1,413	486	415	21,080
Total activities	4,022	11,848	8,397	5,227	3,326	1,583	34,404

Appendix: National residential aged care homes (RACHs) with active outbreaks COVID-19

Please note, information reported in this table has been directly reported to the department by RACHs.

'Total cases' refers to all staff and resident cases associated with the active outbreak and may not reflect the count of currently active cases.

Where numbers have been incorrectly reported, RACHs are able to correct these in the COVID-19 Support Portal through My Aged Care.

Where a RACH is reporting less than six resident or staff cases or less than six deaths, data has been suppressed to protect the privacy of affected individuals (note that "n/p" indicates data is not provided to protect privacy).

Data below for individual services is as at 13 February 2025.

Service Name	State	Resident Deaths	Resident Cases	Staff Cases	Total Cases
Advantaged Care at Georges Manor	New South Wales	0	<6	0	<6
Alton Lodge	New South Wales	0	<6	<6	6
Anglicare Dorothy Boyt House	New South Wales	0	7	<6	n/p
Anglicare The Donald Coburn Centre	New South Wales	0	<6	0	<6
BaptistCare The Gracewood Centre	New South Wales	0	7	0	7
BaptistCare Warena Centre	New South Wales	0	<6	0	<6
Bolton Clarke Pendle Hill	New South Wales	0	<6	0	<6
Calvary St Martin de Porres Retirement Community	New South Wales	0	<6	<6	<6
Calvary Tanilba Shores Retirement Community	New South Wales	0	<6	<6	9
Catholic Healthcare Holy Spirit Croydon	New South Wales	<6	10	<6	n/p
Dellacourt	New South Wales	0	0	<6	<6
Emmaus	New South Wales	0	8	<6	n/p
Estia Health Albury	New South Wales	0	0	<6	<6
Frederic House	New South Wales	0	7	0	7
Grasmere Terrace	New South Wales	<6	7	<6	n/p
Highfields Manor Port Macquarie	New South Wales	0	15	6	21
Hunters Hill Village	New South Wales	0	12	<6	n/p
Oran Park House Aged Care Facility	New South Wales	0	11	0	11
Our Lady Of Consolation Nursing Home	New South Wales	0	12	<6	n/p

Service Name	State	Resident Deaths	Resident Cases	Staff Cases	Total Cases
Pathways Sailors Bay	New South Wales	0	<6	0	<6
Peninsula Villages Ltd	New South Wales	0	<6	0	<6
Regis Elermore Vale	New South Wales	0	21	<6	n/p
Regis Hornsby	New South Wales	0	6	0	6
RFBI Berry Masonic Village	New South Wales	0	<6	0	<6
St Agnes Site	New South Wales	<6	40	16	56
St Hedwig Village	New South Wales	0	<6	0	<6
St Josephs Nursing Home	New South Wales	<6	34	20	54
The Whiddon Group - Glenfield - Arthur Webb	New South Wales	0	<6	<6	9
Vincent Court	New South Wales	0	<6	<6	7
Werombi Court	New South Wales	0	<6	<6	<6
Pearl Supported Care	Northern Territory	<6	21	<6	n/p
Pulkapulkka Kari Nursing Home and Hostel	Northern Territory	0	10	<6	n/p
Anglicare SQ St Martin's Nursing Home	Queensland	0	16	<6	n/p
Arcare Noosa	Queensland	0	<6	8	n/p
Arcare Sanctuary Manors	Queensland	0	<6	0	<6
Blue Care Flinders View Nowlanvil Aged Care Facility	Queensland	0	29	12	41
Blue Care Toowoomba Residential Aged Care Facility	Queensland	0	6	<6	n/p
Bolton Clarke Capella Bay	Queensland	0	<6	<6	<6
Bolton Clarke Centaur	Queensland	0	<6	<6	<6
Bolton Clarke Farnorha	Queensland	0	11	<6	n/p
Bolton Clarke Galleon Gardens	Queensland	0	6	<6	n/p
Bupa Cairns	Queensland	0	26	15	41
Burpengary Manor Aged Care	Queensland	0	<6	0	<6
Churches of Christ Clive Burdeu Aged Care Service	Queensland	0	6	<6	n/p
Churches of Christ Homesteads Aged Care Service	Queensland	0	<6	0	<6

Service Name	State	Resident Deaths	Resident Cases	Staff Cases	Total Cases
Dalrymple Villa	Queensland	0	<6	0	<6
Lions Haven For The Aged	Queensland	0	<6	<6	<6
Lutheran Services - Tabeel	Queensland	0	19	13	32
Lutheran Services - Wahroonga	Queensland	0	<6	0	<6
Milton House	Queensland	0	6	<6	n/p
Ozcare - Hervey Bay	Queensland	0	11	<6	n/p
Ozcare Keith Turnbull Place	Queensland	0	<6	<6	<6
Ozcare Magdalene Villa Aged Care Facility	Queensland	0	19	6	25
Ozcare Port Douglas	Queensland	0	10	<6	n/p
Regis Magnolia	Queensland	0	14	11	25
Southport Lodge	Queensland	0	<6	0	<6
St Vincent's Care Services Bardon	Queensland	0	<6	0	<6
Taralga Retirement Village Hostel	Queensland	0	<6	0	<6
Torbay	Queensland	0	7	<6	n/p
AnglicareSA Elizabeth - Dutton Court	South Australia	0	7	0	7
AnglicareSA Westbourne Park	South Australia	0	10	<6	n/p
Bene Aged Care - The Italian Village	South Australia	0	29	<6	n/p
Bolton Clarke Ross Robertson	South Australia	0	33	14	47
Ceduna MPS	South Australia	0	<6	<6	<6
Eldercare Seaford	South Australia	0	<6	0	<6
Eldercare The Lodge	South Australia	0	<6	<6	<6
Helping Hand Aged Care - Golden Grove	South Australia	0	15	<6	n/p
Helping Hand Aged Care - Lightsview	South Australia	0	<6	<6	<6
Lerwin Nursing Home	South Australia	0	31	18	49
Lutheran Homes Group Fullarton	South Australia	0	14	<6	n/p
Mt View Homes Inc	South Australia	0	<6	<6	6

Service Name	State	Resident Deaths	Resident Cases	Staff Cases	Total Cases
St Basil's at Croydon Park	South Australia	0	<6	0	<6
St Basil's at St Peters	South Australia	0	<6	0	<6
UnitingSA Wesley House Aged Care	South Australia	<6	9	<6	n/p
UnitingSA Westminster Village Aged Care	South Australia	0	<6	<6	8
Benetas St Paul's Terrace	Victoria	0	<6	<6	8
Bolton Clarke Greenview	Victoria	0	6	<6	n/p
BSL Aged Care - Clifton Hill	Victoria	0	11	<6	n/p
Calvary Huntly Suites	Victoria	0	<6	0	<6
Cardinia Community Aged Care	Victoria	0	59	17	76
Churches of Christ Arcadia Aged Care Service	Victoria	0	<6	<6	6
Corryong MPS	Victoria	0	7	0	7
Cyril Jewell House	Victoria	0	9	0	9
Estia Health Coolaroo	Victoria	0	<6	0	<6
Estia Health Epping VIC	Victoria	0	<6	8	n/p
Estia Health Kangaroo Flat	Victoria	0	<6	<6	<6
Ferndale Gardens Aged Care Services	Victoria	0	<6	0	<6
Harbourside Lodge	Victoria	0	<6	<6	8
Heritage Northcote	Victoria	0	<6	0	<6
Margery Cole Residential Care Service	Victoria	0	<6	0	<6
Mayflower Brighton	Victoria	0	13	<6	n/p
Mercy Place Ballarat	Victoria	0	<6	0	<6
Mercy Place Colac	Victoria	0	<6	<6	<6
Mercy Place Lynbrook	Victoria	0	0	<6	<6
Mordialloc Grove Care Community	Victoria	0	<6	<6	<6
Regis Fawkner	Victoria	0	6	<6	n/p
St Andrew's Hostel	Victoria	0	<6	0	<6

Service Name	State	Resident Deaths	Resident Cases	Staff Cases	Total Cases
The Oaks Nursing Home-Gisborne	Victoria	0	9	<6	n/p
Aegis Anchorage	Western Australia	0	<6	<6	6
Aegis Carrington	Western Australia	0	11	<6	n/p
Aegis Shorehaven	Western Australia	0	<6	0	<6
Alfred Cove Care Community	Western Australia	0	14	<6	n/p
Bethanie Dalyellup	Western Australia	0	<6	0	<6
Brightwater Inglewood	Western Australia	0	<6	<6	<6
Juniper Annesley	Western Australia	0	<6	<6	<6
Michael Lee Centre	Western Australia	<6	34	11	45
Mosman Park Care Centre	Western Australia	0	16	<6	n/p
MYVISTA Mirrabooka	Western Australia	0	<6	<6	<6
Regis Port Coogee	Western Australia	0	39	11	50