

# Total Medicare Statistics, 2023-24 Jul-Dec YTD

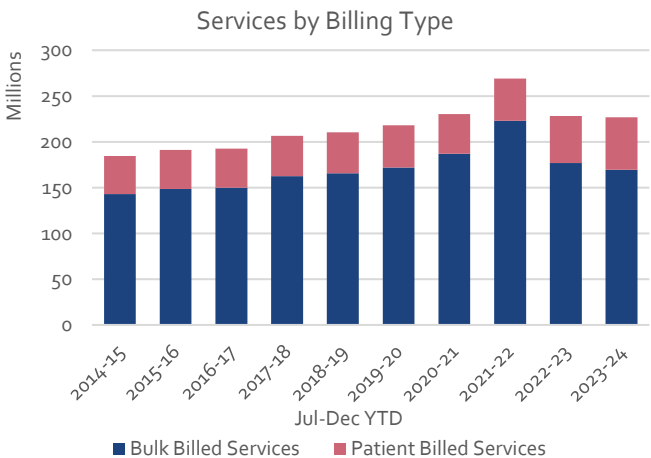
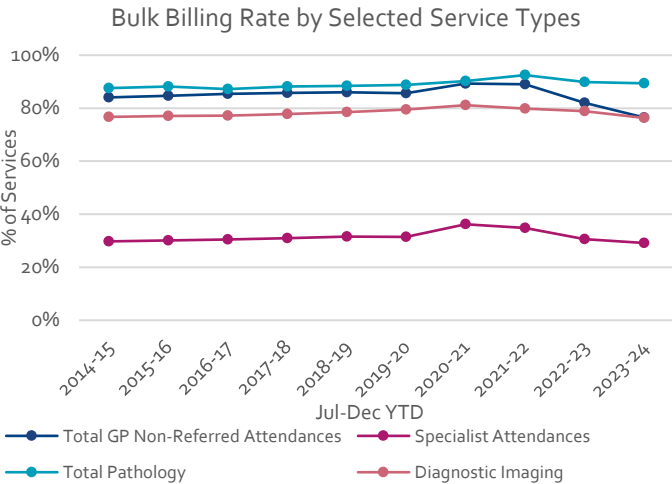
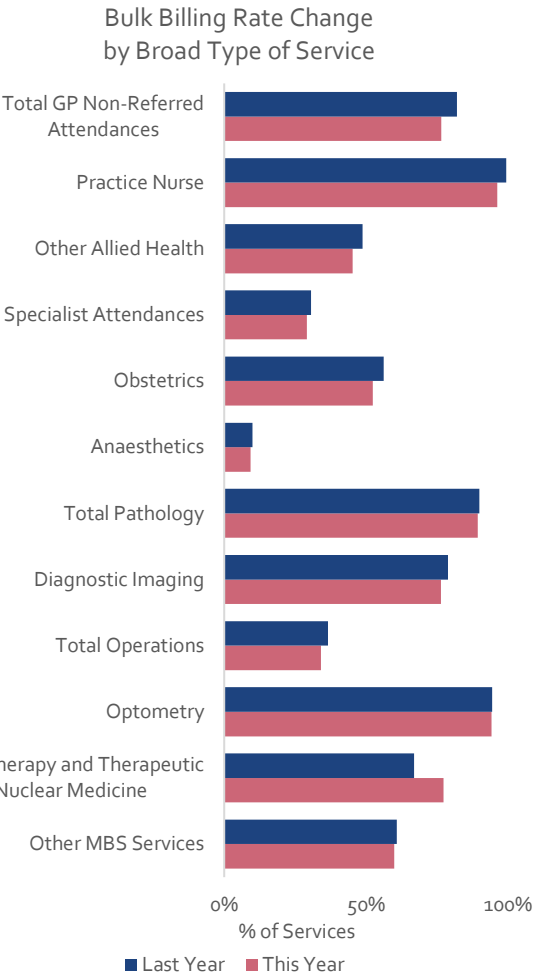
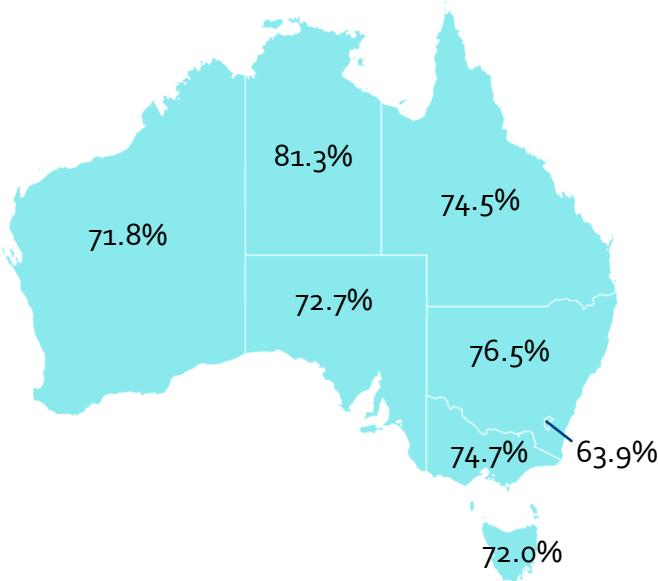
Services 226.8m Last Year: 228.0m	Benefits \$14.5b Last Year: \$13.8b	Bulk Billed Services 169.4m Last Year: 176.7m	National Bulk Billing Rate 74.7% Last Year: 77.5%	Average Patient Contribution* \$71.56 Last Year: \$70.68
---	---	---	---	--

\*Out of Hospital, Patient Billed Services

Medicare subsidises the cost of medical services listed in the Medicare Benefits Schedule. In 2023-24 Jul-Dec YTD, total Medicare **services decreased from 228.0m to 226.8m**, whilst **total benefits paid increased from \$13.8b to \$14.5b**.

Bulk billed services are provided at no cost to the patient. The bulk billing rate is defined as bulk billed services divided by total services.

## Bulk Billing Rate



# GP Non-Referred Attendances (GP NRA), 2023-24 Jul-Dec YTD

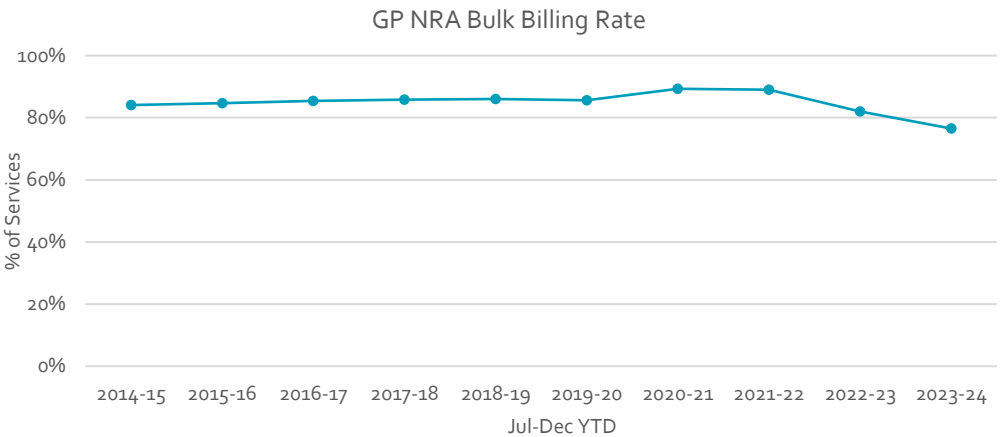
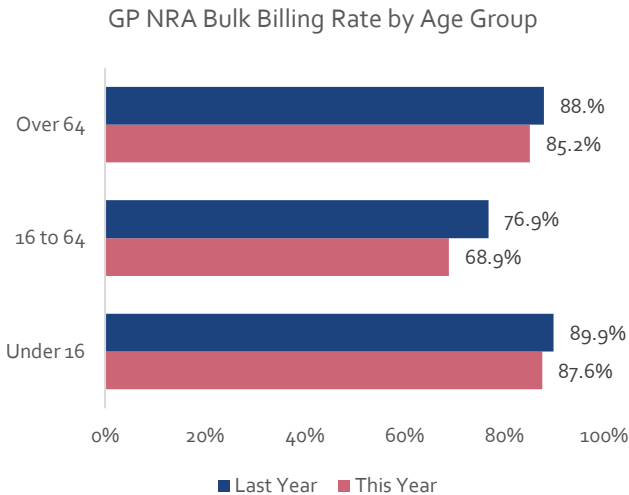
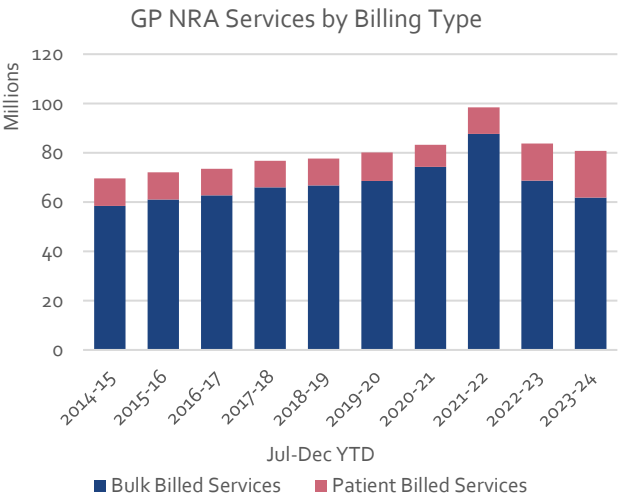
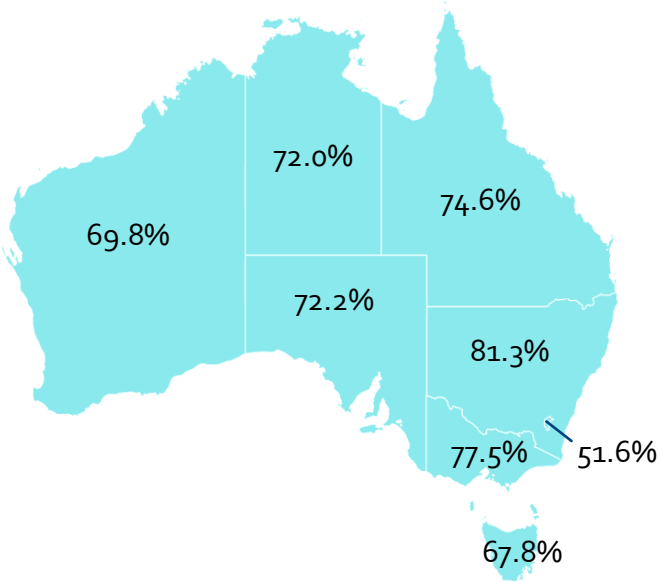


\*Out of Hospital, Patient Billed Services

GP NRA services account for 35.6% of Medicare services. In 2023-24 Jul-Dec YTD, there were **80.8m GP NRA services**, down from 83.7m in the same period in the previous year. **GP NRA benefits paid were \$4.5b**, up from \$4.4b.

Bulk billed services are provided at no cost to the patient. The bulk billing rate is defined as bulk billed services divided by total services.

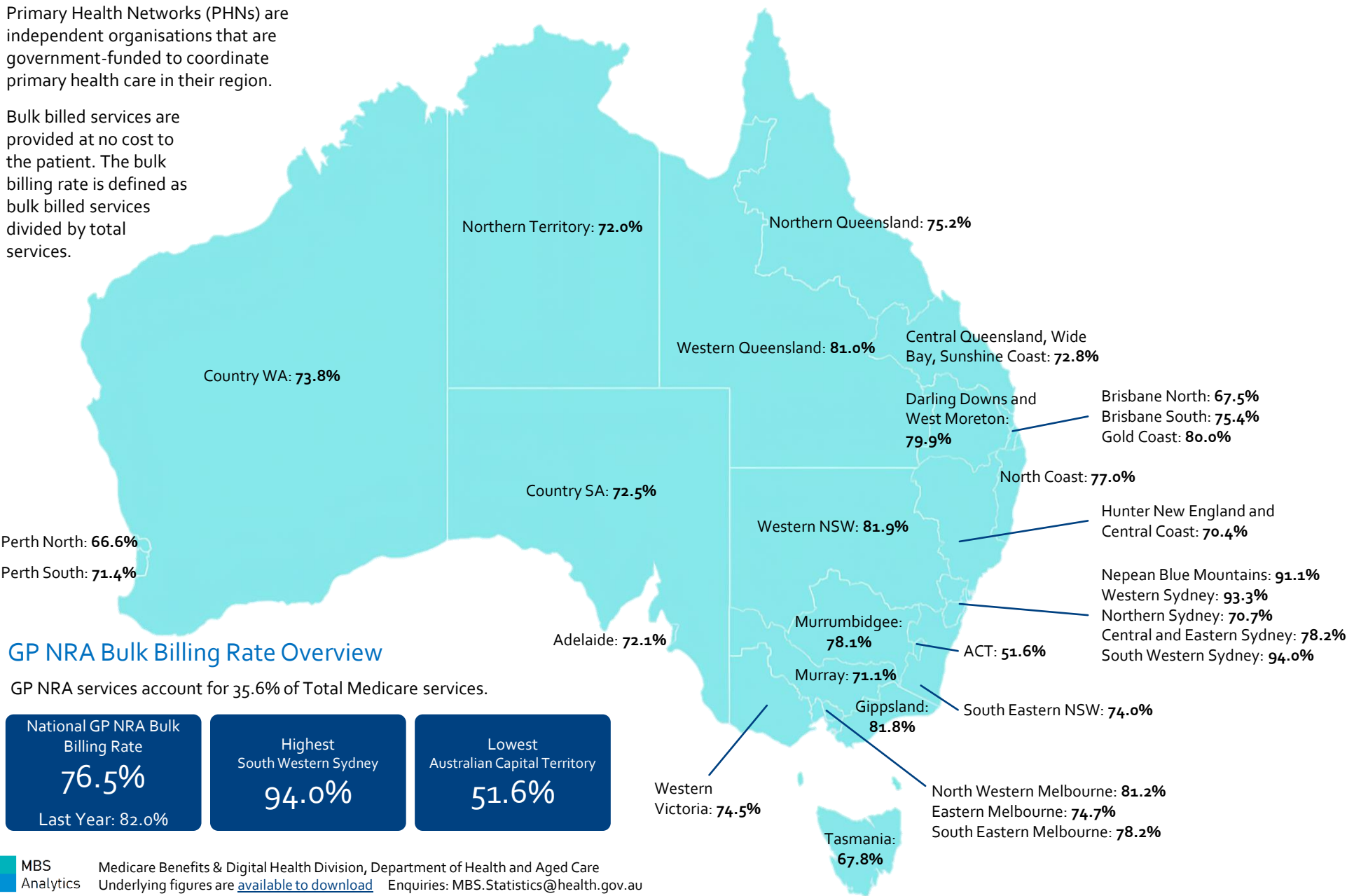
## GP NRA Bulk Billing Rate



# GP Non-Referred Attendances – Bulk Billing Rate by PHN, 2023-24 Jul-Dec YTD

Primary Health Networks (PHNs) are independent organisations that are government-funded to coordinate primary health care in their region.

Bulk billed services are provided at no cost to the patient. The bulk billing rate is defined as bulk billed services divided by total services.



## GP NRA Bulk Billing Rate Overview

GP NRA services account for 35.6% of Total Medicare services.

National GP NRA Bulk Billing Rate

**76.5%**

Last Year: 82.0%

Highest South Western Sydney

**94.0%**

Lowest Australian Capital Territory

**51.6%**

# GP Non-Referred Attendances (GP NRA) by Service Type, 2023-24 Jul-Dec YTD

GP NRA Level B accounts for **66.5%** of all GP NRA services in 2023-24 Jul-Dec YTD.

## GP NRA Level A Brief:

- GP attendances for obvious and straight forward cases (Item 3 and equivalents)

## GP NRA Level B Standard:

- GP attendances lasting less than 20 or 25 minutes (Item 23 and equivalents)

## GP NRA Level C Long:

- GP attendances lasting at least 20 or 25 minutes (Item 36 and equivalents)

## GP NRA Level D Prolonged:

- GP attendances lasting at least 40 or 45 minutes (Item 44 and equivalents)

## GP NRA Level E Extended:

- GP attendances lasting at least 60 minutes (Item 123 and equivalents)

## GP NRA Chronic Disease and Complex Care:

- GP attendances for patients with chronic conditions or complex medical conditions

## GP NRA After Hours:

- GP attendances on a public holiday, Sunday and specified periods between Monday and Saturday

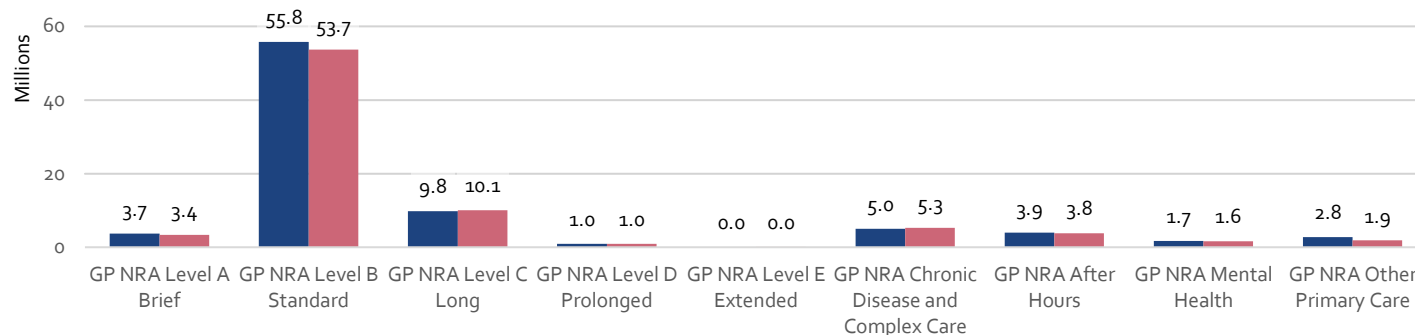
## GP NRA Mental Health:

- GP attendances relating to mental health care

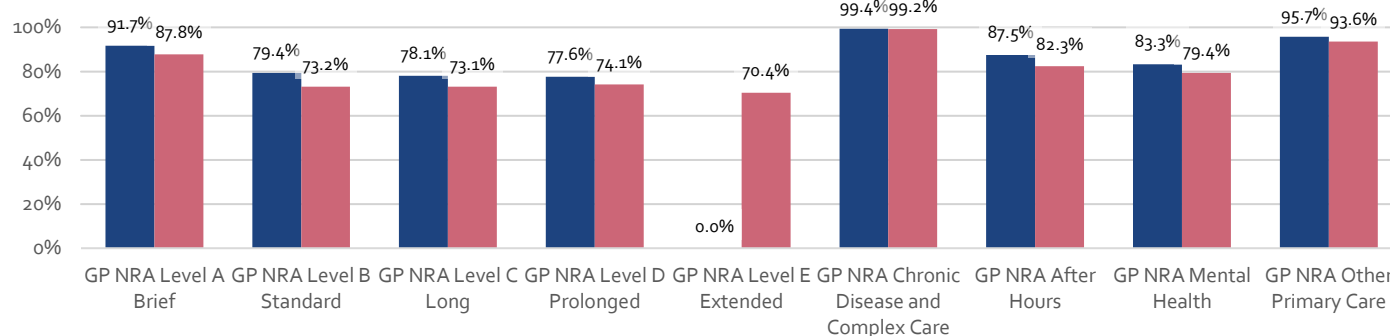
## GP NRA Other:

- GP attendances that do not fall within the other GP categories (includes COVID-19 Vaccines)

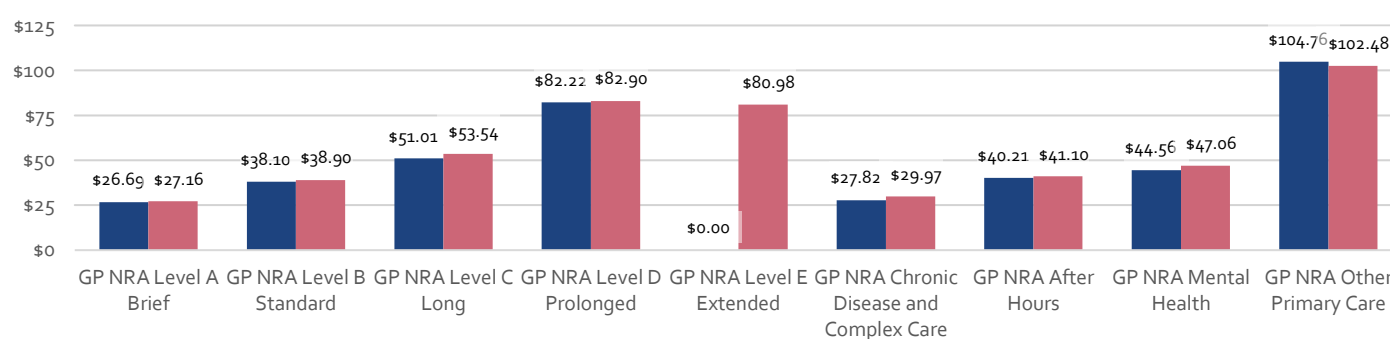
GP NRA Services by Type



GP NRA Bulk Billing Rate by Type



GP NRA Average Patient Contribution by Type



# GP Non-Referred Attendances (GP NRA) by SEIFA and Age Group, 2023-24 Jul-Dec YTD

In 2023-24 Jul-Dec YTD, the **GP NRA bulk billing rate in the most disadvantaged areas was 87.0%**, 10.5 percentage points higher than the national GP NRA bulk billing rate of 76.5% for the same period.

The Socio-Economic Indexes for Areas (SEIFA) are published by the Australian Bureau of Statistics and rank areas in Australia according to socio-economic variables.

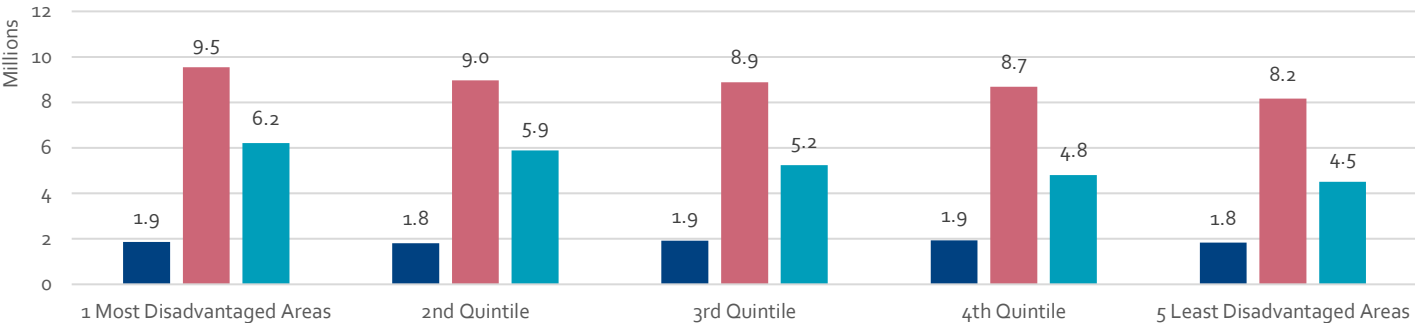
The measures (services, bulk billing rate and average patient contribution) on this page are shown against the Index of Relative Socio-Economic Disadvantage (IRSD).

Areas are more likely to be identified as disadvantaged if there are many:

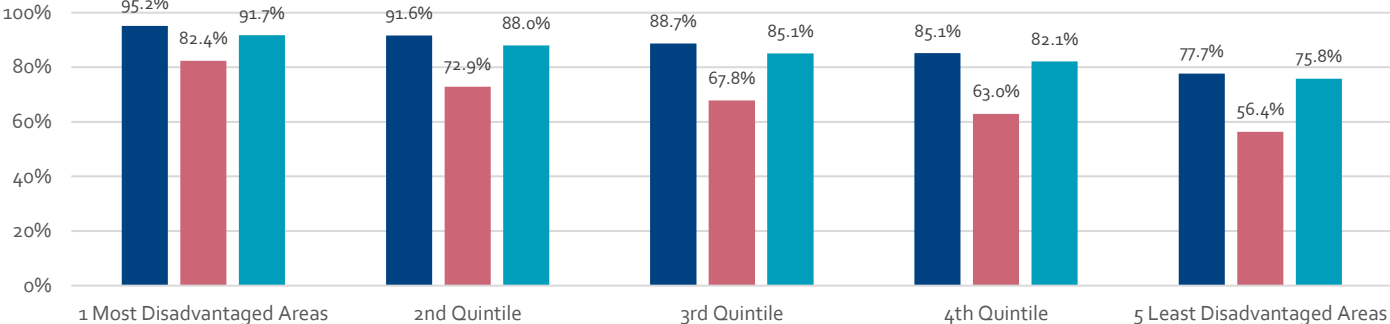
- households with low income,
- people with no qualifications, or
- people in low skill occupations

As SEIFA indexes are assigned to areas, and not individuals, indexes indicate the average socio-economic characteristics of people, families and households living in the area.

GP NRA Services by SEIFA Disadvantage Quintile by Age Group



GP NRA Bulk Billing Rate by SEIFA Disadvantage Quintile by Age Group



GP NRA Average Patient Contribution by SEIFA Disadvantage Quintile by Age Group

