



COVID-19 outbreaks in Australian residential aged care homes

National snapshot

As at 8:00 am 30 January 2025, there are 750 active COVID-19 cases reported in 122 active outbreaks in residential aged care homes (RACHs) across Australia. There have been 47 new outbreaks, 6 new resident deaths and 637 combined new resident and staff cases reported since 23 January 2025.

Table 1: Aged Care COVID-19 data as at 8.00am 30 January 2025¹

Category	Active ²	Change in active (7 days)	Cumulative Total	Cumulative increase (7 days)
Outbreaks ³	122	-39	24,839	47
RACHs affected	122	-39	2,909	0
Resident cases	529	-81	239,227	439
Resident deaths	N/A	N/A	7,292	6
Staff cases	221	-34	126,581	198

Residential aged care homes with active outbreaks are included in [Appendix](#).

Data collected from 31 March 2020 including retrospective data on outbreaks and cases from 18 February 2020.

Table 2: Overview of active outbreaks in Australia

	ACT	NSW	NT	QLD	SA	TAS	VIC	WA	Total
Total RACHs with outbreaks	0	34	2	28	9	1	33	15	122
Total number of active resident cases	0	120	7	120	59	0	176	47	529
Total number of active staff cases	0	54	3	68	18	2	38	38	221
Total outbreaks opened in previous 7 days	0	15	1	9	5	0	14	3	47
Total outbreaks closed in previous 7 days	1	24	1	17	13	2	18	5	81

¹ Outbreak opening and closure includes changes in the status of exposure sites to outbreaks (and vice versa), which are applied retrospectively to facility records. New case information can also change the status of a recovered site back to an active outbreak site. As a result, changes in active outbreak status may not align with day-on-day variations to active totals. These adjustments will also affect the number of cases in staff and residents reported each week.

² Active residents and staff cases are the total currently positive cases in active outbreaks.

³ An outbreak is considered to be active pending advice from the relevant Public Health Unit. An outbreak is defined as at least 1 (one) positive case in a resident or 2+ cases in staff.

Figure 1: National outbreak trends in aged care – December 2021 to present

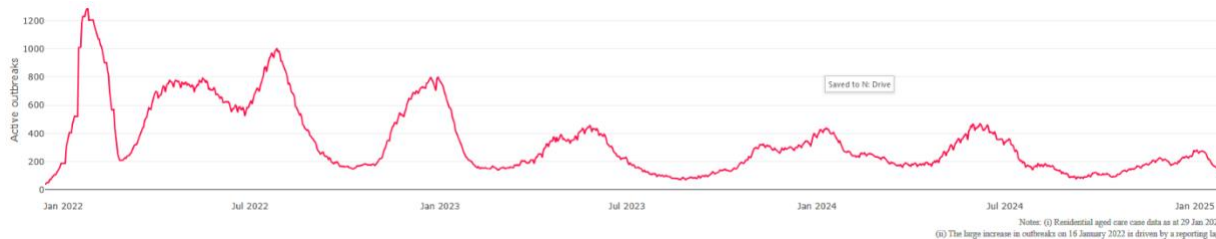
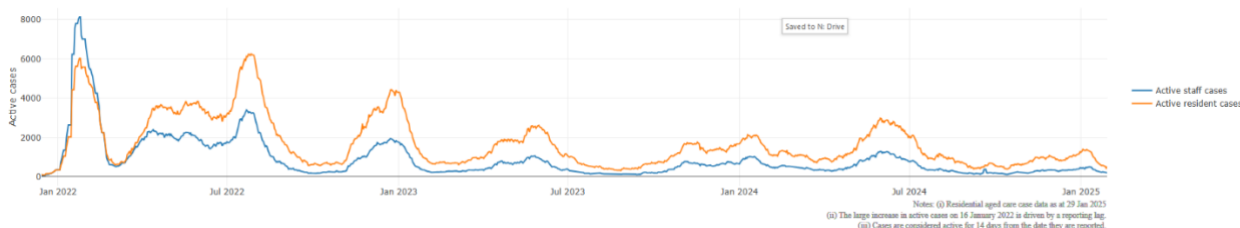


Figure 2: Trends in aged care cases – December 2021 to present



Mortality

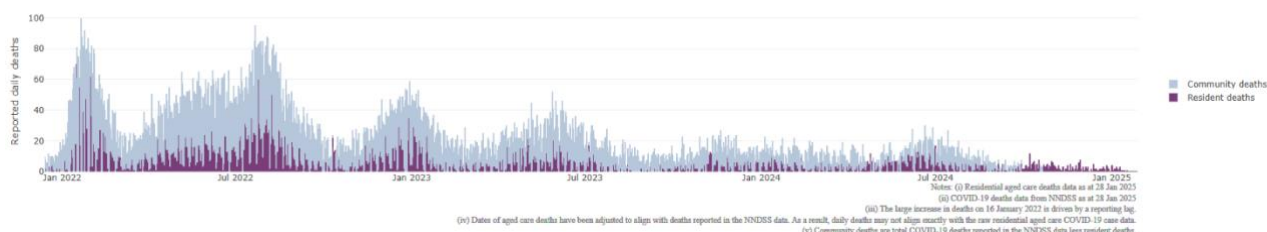
For the period of 1 January 2024 to 25 January 2025, COVID-19 is recorded as the cause of death in 1.8% of all deaths in permanent residents in aged care homes.

Since the beginning of the Omicron outbreak in mid-December⁴ 2021, there have been 192,381 deaths in residential aged care from all causes (report period from 15 December 2021 to 25 January 2025)⁵. COVID-19 deaths account for 3.3% of this figure.

There has been a decrease year on year for the rate of case fatality⁶, from a 33% case fatality rate in resident COVID-19 cases in 2020 to 3.3% in 2022 and 1.8% in 2024.

Over the course of the pandemic, all-cause excess mortality in residential aged care was below expected numbers in 2020, and within expected range in 2021. In the first half of 2022, all-cause excess mortality in residential aged care was above the expected range. Excess mortality for the second half of the 2022 is yet to be finalised.

Figure 3: COVID-19 deaths in RACHs overlaid with community deaths



⁴ The Omicron outbreak start date has been redefined from late November 2021 to mid-December 2021. Changes have been made to align reporting with the start date of Omicron published in the department's external facing Epidemiology report.

⁵ The department is now accessing aged care deaths data from the SIEBEL dataset. Figures are live and subject to change. Source: Department of Health and Aged Care unpublished data / SIEBEL dataset.

⁶ Case fatality calculated as total reported resident COVID-19 deaths divided by total resident COVID-19 cases.

Workforce in active residential aged care outbreaks

As at 29 January 2025, surge workforce providers report a total of 200,336 shifts delivered in aged care services impacted by COVID-19. These shifts include roles for GPs, nurses, care workers, allied health workers, executive and ancillary staff. In the past week surge workforce providers have reported assisting 3 residential aged care home(s) and filled 53 shifts in aged care services.

Table 3: Workforce resources supplied to RACHs

Workforce provider	Total shifts	Previous 7 days
Aspen Medical ⁸	32,853	0
HealthX ⁹	37,730	53
Randstad ¹⁰	1,009	0
Previous contracted providers ¹¹	128,744	N/A
Total	200,336	53

⁸Aspen Medical shift data as at 29 January 2025, reported fortnightly.

⁹HealthX shift data as at 29 January 2025, reported weekly.

¹⁰Randstad shift data as at 29 January 2025, reported weekly.

¹¹Previous contracted providers include RCSA, HealthCare Australia, Mable and Torrens.

Oral antiviral treatments

Distribution of the oral anti-viral Lagevrio (Molnupiravir) commenced on 6 February 2022 to all RACHs with outbreak sites prioritised for delivery. The National Medical Stockpile has deployed 48,269 treatment courses of Lagevrio (Molnupiravir) to RACHs.

149,230 prescriptions for Lagevrio (Molnupiravir) have been issued to residents in RACHs, with a further 21,188 prescriptions for Paxlovid (nirmatrelvir + ritonavir) also issued since 28 February 2022 and up to 31 December 2024.

**Note: Oral antiviral data is only being updated monthly.*

Vaccination in RACHs

On 29 February 2024, recommendations for 2024 COVID-19 vaccinations were released. Recommended doses for the program are based on an individual's age and level of severe immunocompromise.

Those aged 75 years and over are recommended to get a COVID-19 vaccine dose every 6 months. Those aged over 65 years of age, and adults with severe immunocompromise are recommended to receive a COVID-19 vaccine dose every 12 months and are eligible to receive a COVID-19 vaccine dose every 6 months based on individual risk-benefit assessments. All other adults can receive a single dose this year.

Recommendations can be found on the Department of Health and Aged Care (department) website at:

<https://www.health.gov.au/our-work/covid-19-vaccines/getting-your-vaccination/booster-doses>.

People are encouraged to seek vaccination advice from their healthcare providers, specific to their circumstances.

People living in residential aged care are a high priority for the Government's COVID-19 vaccination program.

Older age remains the biggest risk factor for severe COVID-19 disease. Vaccination offers added protection to help reduce the risk of severe illness or hospitalisation of aged care residents.

The department is working with both the aged care and primary care sectors to ensure residents have access to the COVID-19 vaccine. The department continues to target support for RACHs to arrange COVID-19 vaccinations with local primary care providers such as GPs, community pharmacists and Aboriginal Community Controlled Health Services.

As at 29 January 2025:

- 70.0% of aged care residents have received a booster dose in the last 12 months.
- For residents over the age of 75:
 - 71,232 (41.8%) aged care residents received a booster dose in the last 6 months.
- 11,175 aged care residents have received a vaccination in the last 28 days (compared to 12,893 in the 28 days prior).

Table 4: Aged care COVID-19 Booster Doses (data as at 29 January 2025)

Jurisdiction	75+ with booster in last 6 months	
	Residents vaccinated	% of residents vaccinated
National	71,232	41.8%
NSW	22,144	40.3%
VIC	19,860	45.0%
QLD	13,159	38.6%
WA	6,031	38.0%
SA	6,880	46.7%
TAS	1,774	46.4%
ACT	1,274	58.2%
NT	<200	28.4%

Data in this report is sourced from Australian Immunisation Register (AIR) data of residents in permanent residential aged care homes.

An updated data methodology was implemented on 7 January 2025. Aged Care AIR data as at 29 January 2025; Matched AIR data uses a snapshot of permanent residents in residential aged care homes as at 30 November 2024. The Residential Aged Care Home (RACH) Recipient ID to Medicare PIN linkage file was loaded into Health Enterprise Data Warehouse on 20 December 2024 which linked Medicare Consumer Directory data as at 11 October 2023 and RACH recipient data as at 15 September 2025.

Note: Booster doses in this report refer to any dose 2 or above administered to an individual.

Infection control and audit

The Aged Care Quality and Safety Commission (Commission) conducts site audits and assessment contacts (site and non-site) to monitor and assess residential aged care services against the Aged Care Quality Standards (see Table 5 below). This may include conducting infection control monitoring (ICM) spot checks.

An ICM spot check involves an on-site visit to residential aged care services, without an outbreak, to observe infection control practices, to ensure that staff, management, and visitors are adhering to safe personal protective equipment protocols and to safe infection control arrangements, as required under the Quality Standards.

As at 30 January 2025, the Commission had conducted 6,067 ICM spot checks to observe infection control practices and PPE protocols in RACHs.

Table 5: Total quality assessment and monitoring activities with residential services (including IPC), by type and month 1 March 2020 to 30 January 2025

Regulatory Activities	2019-20 (1 Mar - 30 Jun 2020)	2020-21	2021-22	2022-23	2023-24	2024-25 (to 30 Jan 2025)	Total
Site visits	318	3,452	1,732	3,814	2,840	1,111	13,267
Non-site activities	3,704	8,396	6,665	1,413	486	258	20,922
Total activities	4,022	11,848	8,397	5,227	3,326	1,369	34,189

Appendix: National residential aged care homes (RACHs) with active outbreaks COVID-19

Please note, information reported in this table has been directly reported to the department by RACHs.

'Total cases' refers to all staff and resident cases associated with the active outbreak and may not reflect the count of currently active cases.

Where numbers have been incorrectly reported, RACHs are able to correct these in the COVID-19 Support Portal through My Aged Care.

Where a RACH is reporting less than six resident or staff cases or less than six deaths, data has been suppressed to protect the privacy of affected individuals (note that "n/p" indicates data is not provided to protect privacy).

Data below for individual services is as at 30 January 2025.

Service Name	State	Resident Deaths	Resident Cases	Staff Cases	Total Cases
Anglicare Mary Andrews Village	New South Wales	0	6	<6	n/p
BaptistCare Warena Centre	New South Wales	0	11	6	17
Bundaleer Gardens Hostel	New South Wales	0	<6	<6	6
Bupa Pottsville Beach	New South Wales	0	13	7	20
Calvary Muswellbrook Retirement Community	New South Wales	0	<6	<6	<6
Catholic Healthcare Holy Spirit Croydon	New South Wales	0	<6	<6	<6
Coffs Harbour Grange Care Community	New South Wales	0	18	10	28
Coffs Haven Residential Care Service	New South Wales	0	10	8	18
Dellacourt	New South Wales	0	0	<6	<6
Estia Health Kilbride	New South Wales	0	0	<6	<6
Estia Health Taree	New South Wales	0	9	<6	n/p
Grasmere Terrace	New South Wales	0	<6	<6	<6
HammondCare - Cardiff	New South Wales	0	8	<6	n/p
Highfields Manor Port Macquarie	New South Wales	0	6	<6	n/p
Hillside at Figtree	New South Wales	0	<6	<6	<6
Hunters Hill Montefiore Home	New South Wales	0	0	<6	<6
Macquarie Lodge Aged Care Plus Centre	New South Wales	0	9	6	15
Maitland Grange Care Community	New South Wales	0	14	8	22
Moran Stockton	New South Wales	0	<6	<6	8

Service Name	State	Resident Deaths	Resident Cases	Staff Cases	Total Cases
Orange Grove Care Community	New South Wales	0	14	<6	n/p
Pathways Sailors Bay	New South Wales	0	<6	0	<6
Pembroke Lodge	New South Wales	0	12	<6	n/p
Randwick Montefiore Home	New South Wales	0	0	<6	<6
Regis Elmore Vale	New South Wales	0	7	0	7
Ron Middleton VC Gardens	New South Wales	0	7	<6	n/p
Ruby Manor	New South Wales	0	7	<6	n/p
Scalabrini Village Nursing Home (Bexley)	New South Wales	0	<6	0	<6
Sienna Grange Aged Care	New South Wales	0	<6	0	<6
Southern Cross Care Thornton Park	New South Wales	0	<6	<6	<6
St Agnes Site	New South Wales	<6	37	12	49
St Josephs Nursing Home	New South Wales	0	12	11	23
St Vincent's Care Services Heathcote	New South Wales	0	<6	<6	<6
The Whiddon Group - Glenfield - Easton Park	New South Wales	0	<6	0	<6
Werombi Court	New South Wales	0	<6	0	<6
Pearl Supported Care	Northern Territory	0	<6	<6	<6
Pulkapulkka Kari Nursing Home and Hostel	Northern Territory	0	8	<6	n/p
501 Respite & Care Services	Queensland	0	14	7	21
Anglicare SQ St John's Home for Aged Men	Queensland	0	19	8	27
Arcare Eight Mile Plains	Queensland	0	10	0	10
Arcare Thornlands	Queensland	0	15	<6	n/p
Blue Care Flinders View Nowlanvil Aged Care Facility	Queensland	0	9	<6	n/p
Bolton Clarke Buderim Views	Queensland	0	<6	9	n/p
Bolton Clarke Farnorha	Queensland	0	<6	<6	<6
Bolton Clarke Inverpine	Queensland	0	<6	0	<6
Bolton Clarke Villa Serena	Queensland	0	8	<6	n/p

Service Name	State	Resident Deaths	Resident Cases	Staff Cases	Total Cases
Burpengary Manor Aged Care	Queensland	0	7	<6	n/p
Caravonica Waters	Queensland	0	25	10	35
Carinity Brownsesholme Manor	Queensland	0	<6	<6	<6
Harbour Quays Residential Aged Care	Queensland	0	13	10	23
Infinite Care Ashmore	Queensland	0	21	16	37
Kewarra Beach Aged Care	Queensland	0	<6	0	<6
Lutheran Services - Cooina Aged Care Centre	Queensland	0	<6	0	<6
Lutheran Services - Tabeel	Queensland	0	10	10	20
Nambour Gardens Care Community	Queensland	0	23	23	46
NewDirection Care at Bellmere	Queensland	0	<6	<6	7
Ozcare Villa Vincent	Queensland	0	11	<6	n/p
Palm Lake Aged Care Deception Bay	Queensland	0	<6	<6	7
Palm Lake Care Toowoomba	Queensland	0	38	21	59
Peninsula Palms Retirement Village	Queensland	0	7	<6	n/p
Regis Magnolia	Queensland	0	<6	<6	<6
Southport Lodge	Queensland	0	<6	0	<6
St Paul de Chartres Residential Aged Care	Queensland	<6	<6	6	n/p
St Vincent's Care Services Southport	Queensland	0	<6	<6	<6
Sunnymeade Park Aged Care Community	Queensland	0	7	<6	n/p
Bene Aged Care - The Italian Village	South Australia	0	20	<6	n/p
Bupa Morphettville	South Australia	0	<6	<6	<6
Calvary St Catherine's Retirement Community	South Australia	0	<6	<6	<6
Healthia	South Australia	0	7	<6	n/p
Helping Hand Aged Care - Golden Grove	South Australia	0	8	<6	n/p
Lerwin Nursing Home	South Australia	0	27	10	37
Resthaven Murray Bridge	South Australia	0	<6	<6	6

Service Name	State	Resident Deaths	Resident Cases	Staff Cases	Total Cases
UnitingSA Wesley House Aged Care	South Australia	0	9	<6	n/p
War Veterans Home Myrtle Bank	South Australia	0	<6	0	<6
Snug Village	Tasmania	0	6	<6	n/p
Baptcare Brookview Community	Victoria	0	<6	0	<6
Belmont Grange	Victoria	0	14	15	29
Berengarra	Victoria	0	<6	0	<6
BlueCross Sheridan Hall Caulfield	Victoria	0	<6	0	<6
Bolton Clarke Charlesbrook	Victoria	0	<6	<6	6
Brimlea Aged Care	Victoria	0	14	<6	n/p
BSL Aged Care - Clifton Hill	Victoria	0	7	<6	n/p
Bupa Clayton	Victoria	0	<6	0	<6
Bupa Templestowe	Victoria	0	<6	<6	6
Calvary Huntly Suites	Victoria	0	<6	0	<6
Cardinia Community Aged Care	Victoria	0	38	13	51
Casey Aged Care	Victoria	<6	50	12	62
Casterton Memorial Hospital Nursing Home	Victoria	0	12	<6	n/p
Charles Brownlow Retirement Village	Victoria	0	19	6	25
Corryong MPS	Victoria	0	<6	<6	<6
Craigcare Plumpton Villa	Victoria	0	<6	0	<6
Doutta Galla Yarraville Village Aged Care Facility	Victoria	0	14	<6	n/p
Epping Gardens	Victoria	0	12	0	12
Estia Health South Morang	Victoria	0	6	<6	n/p
Estia Health Wodonga	Victoria	0	<6	0	<6
Forest Lodge Residential Aged Care	Victoria	0	34	0	34
Froniditha Clayton Aged Care	Victoria	0	<6	<6	<6
Homestead Estate Residential Aged Care	Victoria	0	42	0	42

Service Name	State	Resident Deaths	Resident Cases	Staff Cases	Total Cases
Homewood Residential Aged Care	Victoria	0	35	0	35
Liferview Emerald Glades	Victoria	0	8	<6	n/p
Melville Grange Hostel	Victoria	0	13	<6	n/p
Mercy Place Colac	Victoria	0	<6	0	<6
Mercy Place Fernhill	Victoria	0	17	7	24
Mordialloc Grove Care Community	Victoria	0	<6	0	<6
Riverside Hostel	Victoria	0	8	6	14
Trinity Manor Greensborough	Victoria	0	10	0	10
Vermont Aged Care	Victoria	0	<6	0	<6
Westmont Homestead	Victoria	0	<6	<6	<6
Aegis Lincoln Park	Western Australia	0	<6	<6	<6
Aegis Shawford	Western Australia	0	<6	<6	6
Aegis Shoalwater	Western Australia	0	39	35	74
Aegis St Michael's	Western Australia	0	8	<6	n/p
Baptistcare Gracewood	Western Australia	0	<6	<6	7
Bethanie Waters	Western Australia	0	16	8	24
Brightwater Onslow Gardens	Western Australia	0	<6	<6	<6
Frank Prendergast House	Western Australia	0	<6	7	n/p
Italian Village Fremantle	Western Australia	0	<6	<6	8
Karinya Residential Care	Western Australia	<6	15	15	30
Kinross Care Community	Western Australia	0	45	<6	n/p
Michael Lee Centre	Western Australia	<6	20	<6	n/p
Regis North Fremantle	Western Australia	0	6	<6	n/p
Regis Port Coogee	Western Australia	0	14	7	21
Villa Pelletier Hostel	Western Australia	0	<6	0	<6