



# COVID-19 outbreaks in Australian residential aged care homes

## National snapshot

As at 8:00 am 23 January 2025, there are 913 active COVID-19 cases reported in 177 active outbreaks in residential aged care homes (RACHs) across Australia. There have been 90 new outbreaks, 21 new resident deaths and 1,051 combined new resident and staff cases reported since 16 January 2025.

Table 1: Aged Care COVID-19 data as at 8.00am 23 January 2025<sup>1</sup>

Category	Active <sup>2</sup>	Change in active (7 days)	Cumulative Total	Cumulative increase (7 days)
Outbreaks <sup>3</sup>	177	-43	24,792	90
RACHs affected	177	-43	2,909	1
Resident cases	647	-346	238,789	742
Resident deaths	N/A	N/A	7,286	21
Staff cases	266	-108	126,388	309

Residential aged care homes with active outbreaks are included in Appendix.

Data collected from 31 March 2020 including retrospective data on outbreaks and cases from 18 February 2020.

Table 2: Overview of active outbreaks in Australia

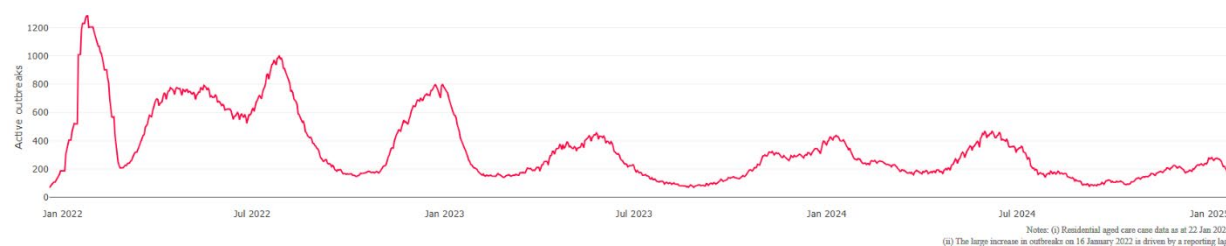
	ACT	NSW	NT	QLD	SA	TAS	VIC	WA	Total
Total RACHs with outbreaks	1	47	2	40	21	4	44	18	177
Total number of active resident cases	2	164	110	157	68	13	156	77	647
Total number of active staff cases	0	51	0	85	33	2	60	35	266
Total outbreaks opened in previous 7 days	0	25	2	19	8	1	23	12	90
Total outbreaks closed in previous 7 days	2	40	0	28	13	0	33	11	127

<sup>1</sup> Outbreak opening and closure includes changes in the status of exposure sites to outbreaks (and vice versa), which are applied retrospectively to facility records. New case information can also change the status of a recovered site back to an active outbreak site. As a result, changes in active outbreak status may not align with day-on-day variations to active totals. These adjustments will also affect the number of cases in staff and residents reported each week.

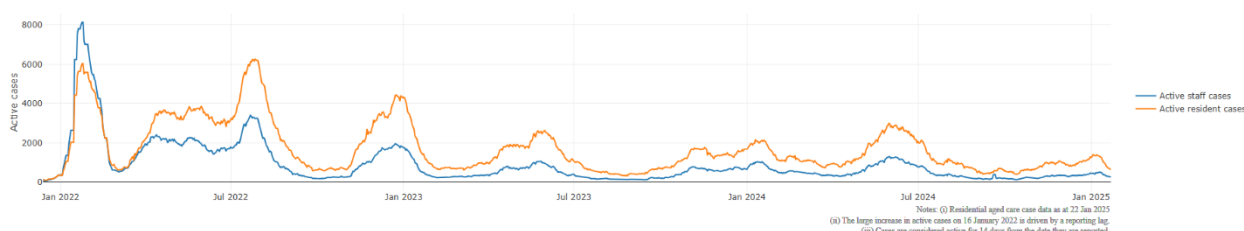
<sup>2</sup> Active residents and staff cases are the total currently positive cases in active outbreaks.

<sup>3</sup> An outbreak is considered to be active pending advice from the relevant Public Health Unit. An outbreak is defined as at least 1 (one) positive case in a resident or 2+ cases in staff.

**Figure 1: National outbreak trends in aged care – December 2021 to present**



**Figure 2: Trends in aged care cases – December 2021 to present**



## Mortality

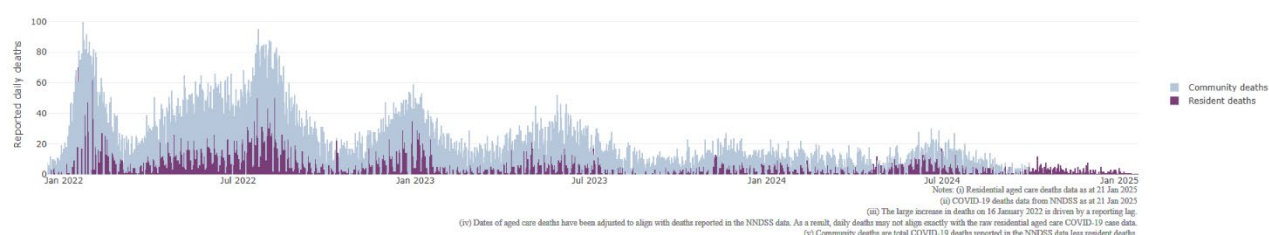
For the period of 1 January 2024 to 18 January 2025, COVID-19 is recorded as the cause of death in 1.8% of all deaths in permanent residents in aged care homes.

Since the beginning of the Omicron outbreak in mid-December<sup>4</sup> 2021, there have been 191,321 deaths in residential aged care from all causes (report period from 15 December 2021 to 18 January 2025)<sup>5</sup>. COVID-19 deaths account for 3.3% of this figure.

There has been a decrease year on year for the rate of case fatality<sup>6</sup>, from a 33% case fatality rate in resident COVID-19 cases in 2020 to 3.3% in 2022 and 1.8% in 2024.

Over the course of the pandemic, all-cause excess mortality in residential aged care was below expected numbers in 2020, and within expected range in 2021. In the first half of 2022, all-cause excess mortality in residential aged care was above the expected range. Excess mortality for the second half of the 2022 is yet to be finalised.

**Figure 3: COVID-19 deaths in RACHs overlaid with community deaths**



## Workforce in active residential aged care outbreaks

As at 22 January 2025, surge workforce providers report a total of 200,283 shifts delivered in aged care services impacted by COVID-19. These shifts include roles for GPs, nurses, care workers, allied health workers, executive and ancillary staff. In the past week surge workforce providers have reported assisting 5 residential aged care home(s) and filled 94 shifts in aged care services.

<sup>4</sup> The Omicron outbreak start date has been redefined from late November 2021 to mid-December 2021. Changes have been made to align reporting with the start date of Omicron published in the department's external facing Epidemiology report.

<sup>5</sup> The department is now accessing aged care deaths data from the SIEBEL dataset. Figures are live and subject to change. Source: Department of Health and Aged Care unpublished data / SIEBEL dataset.

<sup>6</sup> Case fatality calculated as total reported resident COVID-19 deaths divided by total resident COVID-19 cases.

**Table 3: Workforce resources supplied to RACHs**

Workforce provider	Total shifts	Previous 7 days
Aspen Medical <sup>8</sup>	32,853	0
HealthX <sup>9</sup>	37,677	94
Randstad <sup>10</sup>	1,009	0
Previous contracted providers <sup>11</sup>	128,744	N/A
<b>Total</b>	<b>200,283</b>	<b>94</b>

<sup>8</sup>Aspen Medical shift data as at 22 January 2025, reported fortnightly.

<sup>9</sup>HealthX shift data as at 22 January 2025, reported weekly.

<sup>10</sup>Randstad shift data as at 22 January 2025, reported weekly.

<sup>11</sup>Previous contracted providers include RCSA, HealthCare Australia, Mable and Torrens.

### Oral antiviral treatments

Distribution of the oral anti-viral Lagevrio (Molnupiravir) commenced on 6 February 2022 to all RACHs with outbreak sites prioritised for delivery. The National Medical Stockpile has deployed 48,269 treatment courses of Lagevrio (Molnupiravir) to RACHs.

149,230 prescriptions for Lagevrio (Molnupiravir) have been issued to residents in RACHs, with a further 21,188 prescriptions for Paxlovid (nirmatrelvir + ritonavir) also issued since 28 February 2022 and up to 31 December 2024.

*\*Note: Oral antiviral data is only being updated monthly.*

### Vaccination in RACHs

On 29 February 2024, recommendations for 2024 COVID-19 vaccinations were released. Recommended doses for the program are based on an individual's age and level of severe immunocompromise.

Those aged 75 years and over are recommended to get a COVID-19 vaccine dose every 6 months. Those aged over 65 years of age, and adults with severe immunocompromise are recommended to receive a COVID-19 vaccine dose every 12 months and are eligible to receive a COVID-19 vaccine dose every 6 months based on individual risk-benefit assessments. All other adults can receive a single dose this year.

Recommendations can be found on the Department of Health and Aged Care (department) website at: <https://www.health.gov.au/our-work/covid-19-vaccines/getting-your-vaccination/booster-doses>.

People are encouraged to seek vaccination advice from their healthcare providers, specific to their circumstances.

People living in residential aged care are a high priority for the Government's COVID-19 vaccination program.

Older age remains the biggest risk factor for severe COVID-19 disease. Vaccination offers added protection to help reduce the risk of severe illness or hospitalisation of aged care residents.

The department is working with both the aged care and primary care sectors to ensure residents have access to the COVID-19 vaccine. The department continues to target support for RACHs to arrange COVID-19 vaccinations with local primary care providers such as GPs, community pharmacists and Aboriginal Community Controlled Health Services.

As at 22 January 2025:

- 70.1% of aged care residents have received a booster dose in the last 12 months.
- For residents over the age of 75:
  - 73,290 (43.1%) aged care residents received a booster dose in the last 6 months.
- 8,350 aged care residents have received a vaccination in the last 28 days (compared to 15,218 in the 28 days prior).

**Table 4: Aged care COVID-19 Booster Doses (data as at 22 January 2025)**

Jurisdiction	75+ with booster in last 6 months	
	Residents vaccinated	% of residents vaccinated
<b>National</b>	<b>73,290</b>	<b>43.1%</b>
NSW	22,575	41.1%
VIC	20,619	46.7%
QLD	13,604	39.9%
WA	6,263	39.5%
SA	7,091	48.1%
TAS	1,750	45.8%
ACT	1,248	57.0%
NT	<200	36.1%

Data in this report is sourced from Australian Immunisation Register (AIR) data of residents in permanent residential aged care homes.

An updated data methodology was implemented on 7 January 2025. Aged Care AIR data as at 22 January 2025; Matched AIR data uses a snapshot of permanent residents in residential aged care homes as at 30 November 2024. The Residential Aged Care Home (RACH) Recipient ID to Medicare PIN linkage file was loaded into Health Enterprise Data Warehouse on 20 December 2024 which linked Medicare Consumer Directory data as at 11 October 2023 and RACH recipient data as at 15 September 2025.

Note: Booster doses in this report refer to any dose 2 or above administered to an individual.

### Infection control and audit

The Aged Care Quality and Safety Commission (Commission) conducts site audits and assessment contacts (site and non-site) to monitor and assess residential aged care services against the Aged Care Quality Standards (see Table 5 below). This may include conducting infection control monitoring (ICM) spot checks.

An ICM spot check involves an on-site visit to residential aged care services, without an outbreak, to observe infection control practices, to ensure that staff, management, and visitors are adhering to safe personal protective equipment protocols and to safe infection control arrangements, as required under the Quality Standards.

As at 23 January 2025, the Commission had conducted 6,067 ICM spot checks to observe

infection control practices and PPE protocols in RACHs.

**Table 5: Total quality assessment and monitoring activities with residential services (including IPC), by type and month 1 March 2020 to 23 January 2025**

<b>Regulatory Activities</b>	<b>2019-20 (1 Mar 30 Jun 2020)</b>	<b>2020- 21</b>	<b>2021-22</b>	<b>2022- 23</b>	<b>2023- 24</b>	<b>2024-25 (to 23 Jan 2025)</b>	<b>Total</b>
<b>Site visits</b>	318	3,452	1,732	3,814	2,840	1,098	<b>13,254</b>
<b>Non-site activities</b>	3,704	8,396	6,665	1,413	486	212	<b>20,876</b>
<b>Total activities</b>	4,022	11,848	8,397	5,227	3,326	1,310	<b>34,130</b>

## Appendix: National residential aged care homes (RACHs) with active outbreaks COVID-19

Please note, information reported in this table has been directly reported to the department by RACHs. 'Total cases' refers to all staff and resident cases associated with the active outbreak and may not reflect the count of currently active cases. Where numbers have been incorrectly reported, RACHs are able to correct these in the COVID-19 Support Portal through My Aged Care. Where a RACH is reporting less than six resident or staff cases or less than six deaths, data has been suppressed to protect the privacy of affected individuals (note that "n/p" indicates data is not provided to protect privacy).

Data below for individual services is as at 23 January 2025.

Service Name	State	Resident Deaths	Resident Cases	Staff Cases	Total Cases
<b>BaptistCare Griffith</b>	Australian Capital Territory	0	<6	0	<6
<b>Abernethy Nursing Home</b>	New South Wales	0	<6	<6	6
<b>Anglican Care C A Brown</b>	New South Wales	0	<6	0	<6
<b>Anglicare Donington Court</b>	New South Wales	0	37	6	43
<b>Anglicare Dudley Foord House</b>	New South Wales	0	<6	0	<6
<b>Anglicare Mary Andrews Village</b>	New South Wales	0	6	<6	n/p
<b>Anglicare Mildred Symons House</b>	New South Wales	0	<6	0	<6
<b>Anglicare Warrina Residential Care</b>	New South Wales	0	6	<6	n/p
<b>Aurum Erina</b>	New South Wales	0	<6	0	<6
<b>BaptistCare Morven Gardens Centre</b>	New South Wales	0	0	<6	<6
<b>BaptistCare Warena Centre</b>	New South Wales	0	6	<6	n/p
<b>Beresford Hall</b>	New South Wales	<6	<6	0	<6
<b>Bolton Clarke Bass Hill</b>	New South Wales	0	6	<6	n/p
<b>Bolton Clarke Willowdale</b>	New South Wales	0	8	0	8
<b>Bupa Ashfield</b>	New South Wales	0	9	0	9
<b>Bupa Pottsville Beach</b>	New South Wales	0	12	7	19
<b>Casa Mia Aged Care Centre</b>	New South Wales	0	24	7	31
<b>Catholic Healthcare Holy Spirit Casula</b>	New South Wales	0	<6	0	<6
<b>Catholic Healthcare Holy Spirit Croydon</b>	New South Wales	0	<6	<6	<6
<b>Chiswick Manor Care Community</b>	New South Wales	0	<6	0	<6

Service Name	State	Resident Deaths	Resident Cases	Staff Cases	Total Cases
<b>Coffs Harbour Grange Care Community</b>	New South Wales	0	16	10	26
<b>Coffs Haven Residential Care Service</b>	New South Wales	0	10	<6	n/p
<b>Dougherty Villa</b>	New South Wales	0	<6	<6	<6
<b>Durham Green Lodge Memory Care</b>	New South Wales	0	16	<6	n/p
<b>Estia Health Taree</b>	New South Wales	0	<6	0	<6
<b>HammondCare - Cardiff</b>	New South Wales	0	<6	0	<6
<b>Highfields Manor Port Macquarie</b>	New South Wales	0	<6	<6	<6
<b>Hillside at Figtree</b>	New South Wales	0	14	14	28
<b>Hunters Hill Montefiore Home</b>	New South Wales	0	0	<6	<6
<b>Kanwal Gardens Care Community</b>	New South Wales	0	0	<6	<6
<b>Macquarie Lodge Aged Care Plus Centre</b>	New South Wales	0	6	<6	n/p
<b>Maitland Grange Care Community</b>	New South Wales	0	14	8	22
<b>Marsden Park Care Community</b>	New South Wales	0	38	<6	n/p
<b>Orange Grove Care Community</b>	New South Wales	0	<6	0	<6
<b>Pathways Sailors Bay</b>	New South Wales	0	<6	0	<6
<b>Pembroke Lodge</b>	New South Wales	0	9	<6	n/p
<b>Regis Hurstville</b>	New South Wales	0	<6	0	<6
<b>Regis Port Macquarie</b>	New South Wales	0	<6	0	<6
<b>Ron Middleton VC Gardens</b>	New South Wales	0	7	<6	n/p
<b>Ruby Manor</b>	New South Wales	0	<6	<6	6
<b>Rutherford Park Care Community</b>	New South Wales	0	24	17	41
<b>Scalabrini Village Nursing Home (Bexley)</b>	New South Wales	0	<6	0	<6
<b>Southern Cross Care Reynolds Court Residential Aged Care</b>	New South Wales	0	10	<6	n/p
<b>Southern Cross Care Thornton Park</b>	New South Wales	0	<6	<6	<6
<b>St Agnes Site</b>	New South Wales	0	24	12	36
<b>St Vincent's Care Services Heathcote</b>	New South Wales	0	<6	0	<6
<b>SummitCare Liverpool-173</b>	New South Wales	0	<6	<6	<6

Service Name	State	Resident Deaths	Resident Cases	Staff Cases	Total Cases
<b>The Whiddon Group - Glenfield - Arthur Webb</b>	New South Wales	0	<6	0	<6
<b>Pulkapulkka Kari Nursing Home and Hostel</b>	Northern Territory	0	<6	0	<6
<b>Regis Tiwi</b>	Northern Territory	0	16	<6	n/p
<b>501 Respite &amp; Care Services</b>	Queensland	0	14	7	21
<b>Anglicare SQ St John's Home for Aged Men</b>	Queensland	0	15	<6	n/p
<b>Arcare Eight Mile Plains</b>	Queensland	0	8	0	8
<b>Arcare Seven Hills</b>	Queensland	0	11	<6	n/p
<b>Arcare Thornlands</b>	Queensland	0	15	<6	n/p
<b>Beauaraba Lodge</b>	Queensland	0	<6	0	<6
<b>Blue Care Carina Aged Care Facility</b>	Queensland	0	<6	<6	<6
<b>Blue Care Flinders View Nowlanvil Aged Care Facility</b>	Queensland	0	<6	0	<6
<b>Blue Care Hollingsworth Elders Village</b>	Queensland	0	10	<6	n/p
<b>Blue Care Kenmore Aged Care Facility</b>	Queensland	0	<6	<6	9
<b>Bolton Clarke Buderim Views</b>	Queensland	0	<6	9	n/p
<b>Bolton Clarke Fernhill</b>	Queensland	0	<6	0	<6
<b>Bolton Clarke Galleon Gardens</b>	Queensland	<6	25	24	49
<b>Bolton Clarke Glasshouse Views</b>	Queensland	0	0	<6	<6
<b>Bolton Clarke Inverpine</b>	Queensland	0	<6	0	<6
<b>Bolton Clarke Seaton Place</b>	Queensland	<6	46	6	52
<b>Bolton Clarke Villa Serena</b>	Queensland	0	8	<6	n/p
<b>Bupa Tugun</b>	Queensland	<6	14	6	20
<b>Caravonica Waters</b>	Queensland	0	25	10	35
<b>Carinity Brownesholme Manor</b>	Queensland	0	<6	<6	<6
<b>Dr E A F McDonald Nursing Home</b>	Queensland	0	<6	0	<6
<b>Harbour Quays Residential Aged Care</b>	Queensland	0	6	7	13
<b>Infinite Care Ashmore</b>	Queensland	0	21	16	37
<b>Infinite Care Ipswich</b>	Queensland	0	13	<6	n/p



Service Name	State	Resident Deaths	Resident Cases	Staff Cases	Total Cases
Kewarra Beach Aged Care	Queensland	0	<6	0	<6
Leslie Place Aged Persons Hostel	Queensland	0	<6	0	<6
Mungindi Multipurpose Health Service	Queensland	0	<6	<6	8
Nambour Gardens Care Community	Queensland	0	20	18	38
Newstead Grand Care Community	Queensland	<6	20	<6	n/p
Ozcare Villa Vincent	Queensland	0	<6	<6	8
Palm Lake Aged Care Deception Bay	Queensland	0	<6	<6	7
Palm Lake Care Toowoomba	Queensland	0	38	21	59
Peninsula Palms Retirement Village	Queensland	0	6	<6	n/p
Regis Aspley	Queensland	0	<6	0	<6
Regis Magnolia	Queensland	0	<6	0	<6
Regis Wynnum	Queensland	0	9	9	18
Southport Lodge	Queensland	0	<6	0	<6
St Paul de Chartres Residential Aged Care	Queensland	<6	<6	<6	8
Torbay	Queensland	<6	32	24	56
Whiddon Beaudesert Star	Queensland	0	<6	<6	<6
ACH Group Residential Care - Perry Park (high care)	South Australia	0	<6	0	<6
ACH Group Residential Care - ViTA	South Australia	0	9	<6	n/p
AnglicareSA Elizabeth East	South Australia	<6	19	12	31
AnglicareSA Trott Park	South Australia	0	<6	0	<6
Bolton Clarke Carinya	South Australia	0	10	7	17
Bolton Clarke Ross Robertson	South Australia	0	<6	0	<6
Bupa Morphettville	South Australia	0	<6	<6	<6
Bupa Woodville	South Australia	<6	<6	<6	<6
Eldercare Cottage Grove	South Australia	0	<6	0	<6
Eldercare Trowbridge House	South Australia	0	<6	0	<6
Gawler Hillside Care Community	South Australia	0	<6	0	<6

Service Name	State	Resident Deaths	Resident Cases	Staff Cases	Total Cases
<b>Healthia</b>	South Australia	0	7	<6	n/p
<b>Helping Hand Aged Care - Doreen Bond House</b>	South Australia	0	<6	0	<6
<b>Lerwin Nursing Home</b>	South Australia	0	22	9	31
<b>Resthaven Bellevue Heights</b>	South Australia	0	25	8	33
<b>Star Of The Sea Home For The Aged</b>	South Australia	0	9	8	17
<b>UnitingSA Wesley House Aged Care</b>	South Australia	0	<6	0	<6
<b>UnitingSA West Lakes Aged Care</b>	South Australia	0	<6	0	<6
<b>War Veterans Home Myrtle Bank</b>	South Australia	0	<6	0	<6
<b>Warrina Crescent Residential Aged Care</b>	South Australia	0	<6	<6	<6
<b>Yeltana Nursing Home</b>	South Australia	0	9	21	30
<b>Regis Tasmania - Legana</b>	Tasmania	0	<6	0	<6
<b>Rivulet</b>	Tasmania	0	8	<6	n/p
<b>Snug Village</b>	Tasmania	0	6	<6	n/p
<b>Wynyard Care Centre</b>	Tasmania	0	<6	0	<6
<b>Arcare Templestowe</b>	Victoria	<6	13	<6	n/p
<b>Baptcare - St Hilary's Community</b>	Victoria	<6	<6	<6	8
<b>Baptcare - Strathalan Community</b>	Victoria	0	<6	0	<6
<b>Baptcare Brookview Community</b>	Victoria	0	<6	0	<6
<b>Baptcare Wattle Grove Community</b>	Victoria	0	<6	0	<6
<b>Belmont Grange</b>	Victoria	0	14	15	29
<b>Bolton Clarke Charlesbrook</b>	Victoria	0	<6	<6	6
<b>Brimlea Aged Care</b>	Victoria	0	13	<6	n/p
<b>BSL Aged Care - Clifton Hill</b>	Victoria	0	<6	<6	<6
<b>Bupa Clayton</b>	Victoria	0	<6	0	<6
<b>Calvary Huntly Suites</b>	Victoria	0	<6	0	<6
<b>Casey Aged Care</b>	Victoria	<6	50	12	62
<b>Casterton Memorial Hospital Nursing Home</b>	Victoria	0	12	<6	n/p

Service Name	State	Resident Deaths	Resident Cases	Staff Cases	Total Cases
Charles Brownlow Retirement Village	Victoria	0	19	6	25
Craigcare Berwick	Victoria	0	17	9	26
Craigcare Plumpton Villa	Victoria	0	<6	0	<6
Doutta Galla Footscray Aged Care Facility	Victoria	0	8	<6	n/p
Doutta Galla Yarraville Village Aged Care Facility	Victoria	0	14	<6	n/p
Epping Gardens	Victoria	0	<6	0	<6
Fronitha Clayton Aged Care	Victoria	0	<6	0	<6
Homestead Estate Residential Aged Care	Victoria	0	34	0	34
Homewood Residential Aged Care	Victoria	0	31	0	31
Karingal Seymour	Victoria	0	<6	0	<6
Kowree Nursing Home Unit	Victoria	0	<6	8	n/p
Lifeview Emerald Glades	Victoria	0	6	<6	n/p
Lynden Aged Care	Victoria	0	19	8	27
mecwacare Park Hill	Victoria	0	<6	<6	6
Melville Grange Hostel	Victoria	0	13	<6	n/p
Mercy Place Ave Maria	Victoria	0	<6	0	<6
Mercy Place Colac	Victoria	0	12	13	25
Mercy Place East Melbourne	Victoria	0	<6	0	<6
Mercy Place Fernhill	Victoria	0	15	6	21
Mercy Place Rice Village	Victoria	0	15	7	22
Northern Gardens Aged Care	Victoria	0	15	8	23
Regis Inala Lodge	Victoria	0	<6	<6	6
Riverside Hostel	Victoria	0	7	<6	n/p
St Basil's Homes for the Aged in Victoria	Victoria	0	<6	<6	<6
The Lakes Hostel	Victoria	0	<6	8	n/p
Trinity Manor Greensborough	Victoria	0	10	0	10
Vasey RSL Care Frankston South	Victoria	0	18	<6	n/p

Service Name	State	Resident Deaths	Resident Cases	Staff Cases	Total Cases
<b>Warrina Hostel</b>	Victoria	0	16	<6	n/p
<b>Water Gardens</b>	Victoria	0	<6	0	<6
<b>Westmont Homestead</b>	Victoria	0	<6	<6	<6
<b>Wharparilla Lodge</b>	Victoria	0	12	6	18
<b>Aegis Lincoln Park</b>	Western Australia	0	<6	0	<6
<b>Aegis Shawford</b>	Western Australia	0	<6	<6	6
<b>Aegis Shoalwater</b>	Western Australia	0	37	32	69
<b>Aegis St Michael's</b>	Western Australia	0	<6	<6	8
<b>Bethanie Waters</b>	Western Australia	0	11	<6	n/p
<b>Brightwater Onslow Gardens</b>	Western Australia	0	<6	<6	<6
<b>Craigcare Albany</b>	Western Australia	0	12	7	19
<b>Dalwallinu MPS</b>	Western Australia	0	<6	<6	<6
<b>Edward Collick Home</b>	Western Australia	0	<6	0	<6
<b>Frank Prendergast House</b>	Western Australia	0	<6	<6	<6
<b>Juniper Hilltop</b>	Western Australia	0	<6	0	<6
<b>Juniper Trinity</b>	Western Australia	0	32	7	39
<b>Karinya Residential Care</b>	Western Australia	<6	15	15	30
<b>Kinross Care Community</b>	Western Australia	0	45	<6	n/p
<b>Michael Lee Centre</b>	Western Australia	0	11	0	11
<b>Regis North Fremantle</b>	Western Australia	0	<6	<6	<6
<b>Regis Port Coogee</b>	Western Australia	0	<6	<6	8
<b>Sister Mary Glowrey Residential Care</b>	Western Australia	0	13	<6	n/p