



COVID-19 outbreaks in Australian residential aged care homes

National snapshot

As at 8:00 am 9 January 2025, there are 1,907 active COVID-19 cases reported in 289 active outbreaks in residential aged care homes (RACHs) across Australia. There have been 154 new outbreaks, 13 new resident deaths and 1,959 combined new resident and staff cases reported since 2 January 2025.

Table 1: Aged Care COVID-19 data as at 8.00am 9 January 2025¹

Category	Active ²	Change in active (7 days)	Cumulative Total	Cumulative increase (7 days)
Outbreaks³	289	16	24,598	154
RACHs affected	289	16	2,908	0
Resident cases	1,408	143	236,889	1,431
Resident deaths	N/A	N/A	7,244	13
Staff cases	499	50	125,628	528

Residential aged care homes with active outbreaks are included in Appendix.

Data collected from 31 March 2020 including retrospective data on outbreaks and cases from 18 February 2020.

Table 2: Overview of active outbreaks in Australia

	ACT	NSW	NT	QLD	SA	TAS	VIC	WA	Total
Total RACHs with outbreaks	1	90	0	73	37	3	62	23	289
Total number of active resident cases	13	445	0	380	159	27	284	100	1,408
Total number of active staff cases	4	126	0	139	54	4	129	43	499
Total outbreaks opened in previous 7 days	1	49	0	34	21	1	36	12	154
Total outbreaks closed in previous 7 days	0	47	0	27	10	2	36	13	135

¹ Outbreak opening and closure includes changes in the status of exposure sites to outbreaks (and vice versa), which are applied retrospectively to facility records. New case information can also change the status of a recovered site back to an active outbreak site. As a result, changes in active outbreak status may not align with day-on-day variations to active totals. These adjustments will also affect the number of cases in staff and residents reported each week.

² Active residents and staff cases are the total currently positive cases in active outbreaks.

³ An outbreak is considered to be active pending advice from the relevant Public Health Unit. An outbreak is defined as at least 1 (one) positive case in a resident or 2+ cases in staff.

Figure 1: National outbreak trends in aged care – December 2021 to present

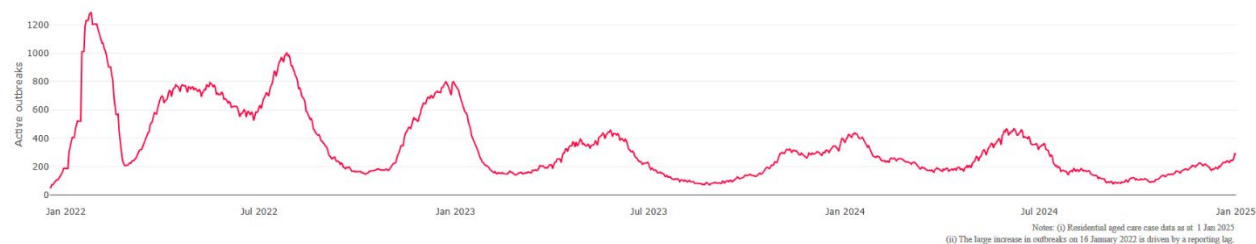
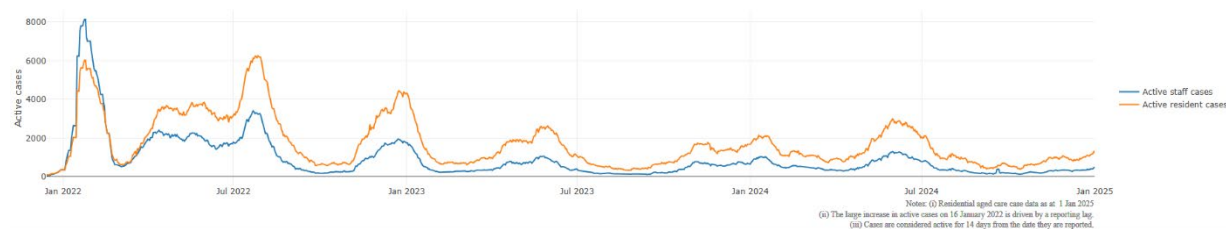


Figure 2: Trends in aged care cases – December 2021 to present



Mortality

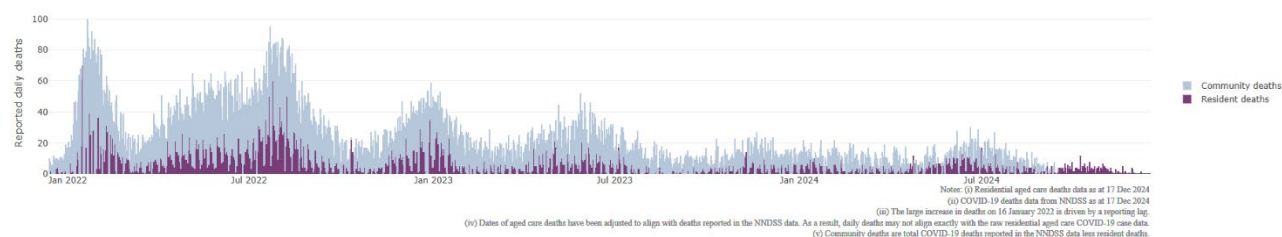
For the period of 1 January 2024 to 4 January 2025, COVID-19 is recorded as the cause of death in 1.8% of all deaths in permanent residents in aged care homes.

Since the beginning of the Omicron outbreak in mid-December⁴ 2021, there have been 188,935 deaths in residential aged care from all causes (report period from 15 December 2021 to 4 January 2025)⁵. COVID-19 deaths account for 3.4% of this figure.

There has been a decrease year on year for the rate of case fatality⁶, from a 33% case fatality rate in resident COVID-19 cases in 2020 to 3.3% in 2022 and 1.8% in 2024.

Over the course of the pandemic, all-cause excess mortality in residential aged care was below expected numbers in 2020, and within expected range in 2021. In the first half of 2022, all-cause excess mortality in residential aged care was above the expected range. Excess mortality for the second half of the 2022 is yet to be finalised.

Figure 3: COVID-19 deaths in RACHs overlaid with community deaths



Workforce in active residential aged care outbreaks

As at 8 January 2025, surge workforce providers report a total of 200,142 shifts delivered in aged care services impacted by COVID-19. These shifts include roles for GPs, nurses, care workers, allied health workers, executive and ancillary staff. In the past week surge workforce providers have reported assisting 6 residential aged care home(s) and filled 12

⁴ The Omicron outbreak start date has been redefined from late November 2021 to mid-December 2021. Changes have been made to align reporting with the start date of Omicron published in the department's external facing Epidemiology report.

⁵ The department is now accessing aged care deaths data from the SIEBEL dataset. Figures are live and subject to change. Source: Department of Health and Aged Care unpublished data / SIEBEL dataset.

⁶ Case fatality calculated as total reported resident COVID-19 deaths divided by total resident COVID-19 cases.

shifts in aged care services.

Table 3: Workforce resources supplied to RACHs

Workforce provider	Total shifts	Previous 7 days
Aspen Medical ⁸	32,853	0
HealthX ⁹	37,536	12
Randstad ¹⁰	1,009	0
Previous contracted providers ¹¹	128,744	N/A
Total	200,142	12

⁸Aspen Medical shift data as at 8 January 2025, reported fortnightly.

⁹HealthX shift data as at 8 January 2025, reported weekly.

¹⁰Randstad shift data as at 8 January 2025, reported weekly.

¹¹Previous contracted providers include RCSA, HealthCare Australia, Mable and Torrens.

Oral antiviral treatments

Distribution of the oral anti-viral Lagevrio (Molnupiravir) commenced on 6 February 2022 to all RACHs with outbreak sites prioritised for delivery. The National Medical Stockpile has deployed 48,269 treatment courses of Lagevrio (Molnupiravir) to RACHs.

149,230 prescriptions for Lagevrio (Molnupiravir) have been issued to residents in RACHs, with a further 21,188 prescriptions for Paxlovid (nirmatrelvir + ritonavir) also issued since 28 February 2022 and up to 31 December 2024.

*Note: Oral antiviral data is only being updated monthly.

Vaccination in RACHs

On 29 February 2024, recommendations for 2024 COVID-19 vaccinations were released. Recommended doses for the program are based on an individual's age and level of severe immunocompromise.

Those aged 75 years and over are recommended to get a COVID-19 vaccine dose every 6 months. Those aged over 65 years of age, and adults with severe immunocompromise are recommended to receive a COVID-19 vaccine dose every 12 months and are eligible to receive a COVID-19 vaccine dose every 6 months based on individual risk-benefit assessments. All other adults can receive a single dose this year.

Recommendations can be found on the Department of Health and Aged Care (department) website at: <https://www.health.gov.au/our-work/covid-19-vaccines/getting-your-vaccination/booster-doses>.

People are encouraged to seek vaccination advice from their healthcare providers, specific to their circumstances.

People living in residential aged care are a high priority for the Government's COVID-19 vaccination program.

Older age remains the biggest risk factor for severe COVID-19 disease. Vaccination offers added protection to help reduce the risk of severe illness or hospitalisation of aged care residents.

The department is working with both the aged care and primary care sectors to ensure residents have access to the COVID-19 vaccine. The department continues to target support

for RACHs to arrange COVID-19 vaccinations with local primary care providers such as GPs, community pharmacists and Aboriginal Community Controlled Health Services.

As at 8 January 2025:

- 70.2% of aged care residents have received a booster dose in the last 12 months.
- For residents over the age of 75:
 - 78,636 (46.3%) aged care residents received a booster dose in the last 6 months.
- 9,352 aged care residents have received a vaccination in the last 28 days (compared to 12,972 in the 28 days prior).

Table 4: Aged care COVID-19 Booster Doses (data as at 8 January 2025)

Jurisdiction	75+ with booster in last 6 months	
	Residents vaccinated	% of residents vaccinated
National	78,636	46.3%
NSW	24,151	44.0%
VIC	21,975	49.9%
QLD	14,807	43.5%
WA	7,029	44.4%
SA	7,429	50.5%
TAS	1,789	46.9%
ACT	1,299	59.3%
NT	<200	40.6%

Data in this report is sourced from Australian Immunisation Register (AIR) data of residents in permanent residential aged care homes.

An updated data methodology was implemented on 28 November 2024. Aged Care AIR data as at 8 January 2025; Matched AIR data uses a snapshot of permanent residents in residential aged care homes as at 30 November 2024. The Residential Aged Care Home (RACH) Recipient ID to Medicare PIN linkage file was loaded into Health Enterprise Data Warehouse on 20 December 2024 which linked Medicare Consumer Directory data as at 11 October 2023 and RACH recipient data as at 15 September 2025.

Note: Booster doses in this report refer to any dose 2 or above administered to an individual.

Infection control and audit

The Aged Care Quality and Safety Commission (Commission) conducts site audits and assessment contacts (site and non-site) to monitor and assess residential aged care services against the Aged Care Quality Standards (see Table 5 below). This may include conducting infection control monitoring (ICM) spot checks.

An ICM spot check involves an on-site visit to residential aged care services, without an outbreak, to observe infection control practices, to ensure that staff, management, and visitors are adhering to safe personal protective equipment protocols and to safe infection control arrangements, as required under the Quality Standards.

As at 19 December 2024, the Commission had conducted 6,067 ICM spot checks to observe infection control practices and PPE protocols in RACHs.

Table 5: Total quality assessment and monitoring activities with residential services (including IPC), by type and month 1 March 2020 to 19 December 2024

Regulatory Activities	2019-20 (1 Mar - 30 Jun 2020)	2020-21	2021-22	2022-23	2023-24	2024-25 (to 19 Dec 2024)	Total
Site visits	318	3,452	1,732	3,814	2,840	1,006	13,162
Non-site activities	3,704	8,396	6,665	1,413	486	205	20,869
Total activities	4,022	11,848	8,397	5,227	3,326	1,211	34,031

Appendix: National residential aged care homes (RACHs) with active outbreaks COVID-19

Please note, information reported in this table has been directly reported to the department by RACHs. 'Total cases' refers to all staff and resident cases associated with the active outbreak and may not reflect the count of currently active cases. Where numbers have been incorrectly reported, RACHs are able to correct these in the COVID-19 Support Portal through My Aged Care. Where a RACH is reporting less than six resident or staff cases or less than six deaths, data has been suppressed to protect the privacy of affected individuals (note that "n/p" indicates data is not provided to protect privacy).

Data below for individual services is as at 9 January 2025.

Service Name	State	Resident Deaths	Resident Cases	Staff Cases	Total Cases
Jindalee Aged Care Residence	Australian Capital Territory	0	13	<6	n/p
A H Orr Lodge	New South Wales	0	17	<6	n/p
Advantaged Care at Prestons Lodge	New South Wales	<6	22	<6	n/p
Anglicare Dudley Foord House	New South Wales	0	<6	0	<6
Anglicare Goodhew Gardens	New South Wales	0	<6	0	<6
Anglicare Warrina Residential Care	New South Wales	0	<6	<6	<6
Anthem	New South Wales	0	13	<6	n/p
Arcare Lisarow The Orchards	New South Wales	0	10	<6	n/p
Aurum Norah Head	New South Wales	0	<6	0	<6
Bankstown Terrace Care Community	New South Wales	0	7	<6	n/p
BaptistCare Warabrook Centre	New South Wales	0	<6	<6	6
Bathurst Riverview Care Community	New South Wales	0	14	12	26
Beresford Hall	New South Wales	0	<6	0	<6
Berkeley Vale Care Community	New South Wales	0	7	<6	n/p
Blakehurst Aged Care Centre	New South Wales	0	<6	0	<6
Bolton Clarke Bass Hill	New South Wales	0	<6	0	<6
Bolton Clarke Greenwood	New South Wales	0	<6	0	<6
Bolton Clarke Willowdale	New South Wales	0	6	0	6
Bolton Clarke Winders Lodge	New South Wales	0	6	0	6
Bupa Armidale	New South Wales	0	<6	<6	<6

Service Name	State	Resident Deaths	Resident Cases	Staff Cases	Total Cases
Bupa Banora Point	New South Wales	0	6	6	12
Carino Care at Russell Lea	New South Wales	0	<6	<6	6
Carinya House	New South Wales	0	<6	0	<6
Casa Mia Aged Care Centre	New South Wales	0	<6	<6	<6
Catholic Healthcare Jemalong Residential Village	New South Wales	0	13	<6	n/p
Catholic Healthcare Our Lady of Loreto Gardens	New South Wales	0	19	<6	n/p
Catholic Healthcare St James Villa	New South Wales	0	6	<6	n/p
Cherrybrook Christian Care Centre	New South Wales	0	17	0	17
Clelland Lodge	New South Wales	0	22	<6	n/p
Coffs Harbour Grange Care Community	New South Wales	0	<6	<6	<6
Columbia Aged Care Services - Strathdale Centre	New South Wales	0	9	<6	n/p
Dellacourt	New South Wales	0	0	<6	<6
Dorrigo Multi-Purpose Service	New South Wales	0	<6	<6	<6
Durham Green Lodge Memory Care	New South Wales	0	13	<6	n/p
Emmaus Village	New South Wales	0	<6	0	<6
Estia Health Aberglasslyn	New South Wales	0	<6	0	<6
Estia Health St Ives	New South Wales	0	<6	0	<6
Estia Health Tuncurry	New South Wales	0	6	<6	n/p
Estia Health Willoughby	New South Wales	0	41	<6	n/p
Frederic House	New South Wales	0	<6	0	<6
Greenhill Manor	New South Wales	0	11	<6	n/p
Hakea Grove Aged Care	New South Wales	0	7	<6	n/p
Harbourside Haven Gardens	New South Wales	0	9	6	15
Heritage Queanbeyan	New South Wales	0	15	<6	n/p
Hill View House Aged Care Facility	New South Wales	0	23	0	23
Hillside at Figtree	New South Wales	0	7	<6	n/p
Horton House and Warmington Lodge	New South Wales	0	<6	0	<6

Service Name	State	Resident Deaths	Resident Cases	Staff Cases	Total Cases
Huang Ying Jung Nursing Home	New South Wales	0	<6	<6	<6
Hunters Hill Montefiore Home	New South Wales	0	<6	7	n/p
Kanwal Gardens Care Community	New South Wales	0	0	<6	<6
Kintyre Lodge - Dubbo	New South Wales	0	<6	0	<6
Lansdowne Aged Care Facility	New South Wales	0	11	0	11
Maitland Grange Care Community	New South Wales	0	11	6	17
Mark Moran at Little Bay	New South Wales	0	7	<6	n/p
Mark Moran at Warrawee	New South Wales	0	9	<6	n/p
Mary Potter Nursing Home	New South Wales	0	<6	0	<6
Murray Haven Hostel	New South Wales	0	8	<6	n/p
Murray Vale Shalem Hostel	New South Wales	0	13	<6	n/p
Narraweena Grove Care Community	New South Wales	0	<6	0	<6
Oran Park House Aged Care Facility	New South Wales	0	<6	0	<6
Orange Grove Care Community	New South Wales	0	<6	0	<6
Our Lady Mercy Place Harris Park	New South Wales	0	17	<6	n/p
Randwick Montefiore Home	New South Wales	0	37	50	87
Raymond Terrace Gardens Care Community	New South Wales	0	15	13	28
Regis Elermore Vale	New South Wales	0	<6	0	<6
RFBI Armidale Masonic Village	New South Wales	0	22	7	29
Rocky Point Residence	New South Wales	0	<6	<6	<6
Rutherford Park Care Community	New South Wales	0	11	8	19
S Antonio Da Padova Nursing Home	New South Wales	0	21	<6	n/p
Southern Cross Care Reynolds Court Residential Aged Care	New South Wales	0	<6	<6	6
Springwood Greens Care Community	New South Wales	0	<6	<6	7
St Agnes Site	New South Wales	0	15	7	22
St Joseph's Aged Care Facility Kensington	New South Wales	0	9	<6	n/p
St Marys Villa Residential Aged Care	New South Wales	0	<6	<6	<6

Service Name	State	Resident Deaths	Resident Cases	Staff Cases	Total Cases
St Vincent's Care Services Heathcote	New South Wales	0	<6	0	<6
Strathearn House	New South Wales	0	6	<6	n/p
SummitCare Penrith	New South Wales	0	6	0	6
SummitCare Waverley	New South Wales	0	<6	<6	6
The Palms Nursing Home	New South Wales	0	8	<6	n/p
The Shoreline	New South Wales	0	10	<6	n/p
The Whiddon Group - Kelso	New South Wales	0	<6	0	<6
Thomas and Rosetta Agst Aged Care Facility	New South Wales	0	<6	0	<6
Uniting Caroon Marima Goonellabah	New South Wales	0	10	<6	n/p
Uniting Caroon Yamba	New South Wales	0	8	<6	n/p
Uniting Nareen Gardens Bateau Bay	New South Wales	0	12	7	19
Uniting Northaven Turramurra	New South Wales	0	9	0	9
Uniting Roberts Lodge Peakhurst	New South Wales	0	7	<6	n/p
Vincent Court	New South Wales	0	<6	<6	8
Whiddon Moree Nursing Home	New South Wales	0	9	7	16
Windermere Aged Care Facility	New South Wales	0	7	0	7
Yallabee Village	New South Wales	0	7	0	7
501 Respite & Care Services	Queensland	0	7	<6	n/p
Akooramak Care of Older Persons	Queensland	0	<6	0	<6
Anglicare SQ Meilene Home for the Aged	Queensland	0	19	15	34
Arcare Eight Mile Plains	Queensland	0	7	<6	n/p
Arcare Logan Reserve	Queensland	0	<6	0	<6
Arcare Parkwood	Queensland	0	9	<6	n/p
Arcare Seven Hills	Queensland	0	<6	<6	<6
Blue Care Bundaberg Riverlea Aged Care Facility	Queensland	0	0	<6	<6
Blue Care Hollingsworth Elders Village	Queensland	0	9	<6	n/p
Blue Care Lawnton Pine Woods Aged Care Facility	Queensland	0	<6	<6	<6

Service Name	State	Resident Deaths	Resident Cases	Staff Cases	Total Cases
Bolton Clarke Baycrest	Queensland	0	<6	6	n/p
Bolton Clarke Bribie Cove	Queensland	0	<6	<6	6
Bolton Clarke Fairview	Queensland	9	12	<6	n/p
Bolton Clarke Galleon Gardens	Queensland	0	<6	0	<6
Bolton Clarke Glasshouse Views	Queensland	0	0	<6	<6
Bolton Clarke Pioneers	Queensland	0	18	7	25
Bolton Clarke Seabrook	Queensland	0	0	<6	<6
Bolton Clarke Seaton Place	Queensland	0	18	<6	n/p
Bolton Clarke The Ormsby	Queensland	<6	70	17	87
Bolton Clarke The Terraces	Queensland	0	<6	0	<6
Bolton Clarke Villa Serena	Queensland	0	<6	<6	<6
Bupa Runaway Bay	Queensland	0	<6	<6	<6
Bupa Tugun	Queensland	0	8	0	8
Cabanda Aged Care	Queensland	0	<6	<6	7
Caravonica Waters	Queensland	0	21	6	27
Carseldine Greens Care Community	Queensland	0	6	<6	n/p
Churches of Christ Stanthorpe Aged Care Service	Queensland	0	12	<6	n/p
Churches of Christ Toowoomba Aged Care Service	Queensland	0	<6	<6	8
Edge Hill Orchards	Queensland	0	43	22	65
Estia Health Hervey Bay	Queensland	0	<6	<6	7
Estia Health Mount Coolum	Queensland	0	<6	<6	<6
Estia Health Mudgeeraba	Queensland	0	10	7	17
Estia Health Nambour	Queensland	0	<6	<6	<6
Estia Health Pacific Paradise	Queensland	0	<6	0	<6
Estia Health Twin Waters	Queensland	0	<6	<6	<6
Forest Lake Lodge	Queensland	0	20	<6	n/p
Harbour Quays Residential Aged Care	Queensland	0	<6	0	<6

Service Name	State	Resident Deaths	Resident Cases	Staff Cases	Total Cases
Infinite Care Ashmore	Queensland	0	10	<6	n/p
Infinite Care Ipswich	Queensland	0	<6	<6	6
Janoah Gardens	Queensland	0	15	<6	n/p
Lutheran Services - Salem	Queensland	0	<6	0	<6
Lutheran Services - Zion	Queensland	0	8	<6	n/p
Mungindi Multipurpose Health Service	Queensland	0	<6	<6	6
Narangba Aged Care	Queensland	0	13	<6	n/p
Nazareth House Wynnum	Queensland	0	11	<6	n/p
Newstead Grand Care Community	Queensland	0	16	<6	n/p
Oxley Grove Care Community	Queensland	0	38	9	47
Ozcare Caroline Chisholm	Queensland	0	17	10	27
Ozcare Parkwood Gardens	Queensland	<6	9	<6	n/p
Palm Lake Aged Care Deception Bay	Queensland	0	<6	<6	8
Palm Lake Bethania Aged Care Facility	Queensland	0	<6	0	<6
Palm Lake Care Toowoomba	Queensland	0	21	<6	n/p
Peninsula Palms Retirement Village	Queensland	0	<6	0	<6
PresCare - Alexandra Gardens	Queensland	0	<6	<6	8
Pyramid Residential Care Centre	Queensland	0	18	8	26
Regis Bulimba	Queensland	0	<6	<6	7
Regis Ferny Grove	Queensland	0	23	6	29
Regis Lodges on George	Queensland	0	<6	<6	<6
Regis Maroochydore	Queensland	<6	28	14	42
Regis Salisbury	Queensland	0	10	<6	n/p
Regis Sandgate - Lucinda	Queensland	0	20	6	26
Regis Sandgate - Musgrave	Queensland	0	<6	0	<6
Regis Sippy Downs	Queensland	0	<6	<6	7
Sir James Terrace	Queensland	0	8	9	17

Service Name	State	Resident Deaths	Resident Cases	Staff Cases	Total Cases
St Luke's Green Residential Care	Queensland	0	10	<6	n/p
St Paul de Chartres Residential Aged Care	Queensland	<6	<6	<6	<6
St Vincent's Care Douglas	Queensland	<6	47	23	70
The Good Shepherd Hostel	Queensland	0	18	11	29
The Plains	Queensland	0	15	13	28
Torbay	Queensland	0	12	16	28
Villa Maria Centre	Queensland	0	<6	<6	<6
Village Coorparoo Aged Care	Queensland	0	6	<6	n/p
Yaralla Place	Queensland	0	<6	0	<6
ACH Group Residential Care - Kapara	South Australia	0	14	<6	n/p
ACH Group Residential Care - Perry Park (high care)	South Australia	0	<6	0	<6
AnglicareSA Elizabeth East	South Australia	<6	17	10	27
AnglicareSA Trott Park	South Australia	0	<6	0	<6
Barunga Village Incorporated	South Australia	0	<6	<6	<6
Boandik Crouch Street	South Australia	0	<6	<6	<6
Bucklands Residential Care	South Australia	0	<6	<6	7
Bupa Enfield	South Australia	0	<6	6	n/p
Calvary Trevu House	South Australia	<6	42	6	48
Charla Lodge	South Australia	0	7	<6	n/p
Estia Health Encounter Bay	South Australia	0	6	<6	n/p
Estia Health Kadina	South Australia	<6	43	18	61
Estia Health Kensington Gardens	South Australia	0	<6	7	n/p
Hahndorf Residential Care Services	South Australia	0	27	<6	n/p
Helping Hand Aged Care - Rotary House	South Australia	0	<6	<6	<6
John Paul II Village Residential Care	South Australia	0	<6	0	<6
Joslin Manor Care Community	South Australia	0	<6	<6	<6
Kalyra McLaren Vale Aged Care	South Australia	0	9	<6	n/p

Service Name	State	Resident Deaths	Resident Cases	Staff Cases	Total Cases
Labrina Village Residential Care	South Australia	0	21	<6	n/p
Lerwin Nursing Home	South Australia	0	8	<6	n/p
Lutheran Homes Group Fullarton	South Australia	0	13	0	13
McCracken Views Residential Care	South Australia	0	8	<6	n/p
Murray Mudge	South Australia	0	16	<6	n/p
Oakfield Lodge Residential Care	South Australia	0	<6	0	<6
Oaklands Park Lodge Residential Care	South Australia	0	<6	0	<6
Onkaparinga Lodge Residential Care	South Australia	0	<6	0	<6
Port Pirie Regional Health Service - Hammill House	South Australia	0	<6	0	<6
Regis Burnside	South Australia	0	<6	<6	<6
Regis Marleston	South Australia	0	14	0	14
Resthaven Bellevue Heights	South Australia	0	14	0	14
Resthaven Mount Gambier	South Australia	0	25	<6	n/p
Serene Residential Care Services	South Australia	0	<6	0	<6
St Basil's Aegean Village	South Australia	0	9	6	15
Star Of The Sea Home For The Aged	South Australia	0	<6	<6	7
The Pines Lodge Residential Care	South Australia	0	<6	<6	<6
Waikerie MPS	South Australia	<6	16	7	23
Walara Hamley Bridge	South Australia	0	<6	0	<6
Calvary Sandhill	Tasmania	0	18	12	30
Medea Park Nursing Home	Tasmania	0	<6	<6	<6
Uniting AgeWell Strathaven	Tasmania	0	29	8	37
Arcare Templestowe	Victoria	0	<6	0	<6
Avonlea	Victoria	0	<6	0	<6
Baptcare - St Hilary's Community	Victoria	0	<6	<6	8
Baptcare Abbey Gardens Community	Victoria	0	7	<6	n/p
Belmont Grange	Victoria	0	7	<6	n/p

Service Name	State	Resident Deaths	Resident Cases	Staff Cases	Total Cases
Benetas Colton Close	Victoria	0	<6	<6	6
BlueCross Cresthaven	Victoria	0	<6	0	<6
BlueCross Gardenia	Victoria	0	39	11	50
BlueCross Sheridan Hall Brighton	Victoria	0	<6	<6	<6
Bolton Clarke Lynbrook Park	Victoria	0	<6	0	<6
Bolton Clarke Medina Manor	Victoria	0	<6	0	<6
Bolton Clarke Newmans on the Park	Victoria	0	0	<6	<6
Buckland House Nursing Home	Victoria	0	6	<6	n/p
Bupa Barrabool	Victoria	0	15	12	27
Bupa Bonbeach	Victoria	0	11	<6	n/p
Bupa Traralgon	Victoria	0	<6	6	n/p
Calvary Bayview	Victoria	0	<6	<6	8
Calvary Elanora	Victoria	0	8	<6	n/p
Calvary George Vowell	Victoria	0	<6	<6	<6
Calvary Goonawarra	Victoria	0	<6	0	<6
Campbell Place	Victoria	0	<6	0	<6
Casey Aged Care	Victoria	0	<6	0	<6
Casterton Memorial Hospital Nursing Home	Victoria	0	<6	0	<6
Costa House	Victoria	0	<6	0	<6
Craigcare Berwick	Victoria	0	8	6	14
Creswick District Nursing Home	Victoria	0	<6	<6	<6
Doutta Galla Lynch's Bridge Aged Care Facility	Victoria	0	<6	<6	7
Estia Health Ardeer	Victoria	0	19	<6	n/p
Estia Health Bannockburn	Victoria	0	6	<6	n/p
Estia Health Benalla (Thomas St)	Victoria	0	18	8	26
Estia Health Knoxfield	Victoria	0	13	<6	n/p
Estia Health Melton South	Victoria	0	8	<6	n/p

Service Name	State	Resident Deaths	Resident Cases	Staff Cases	Total Cases
Estia Health Mount Clear	Victoria	0	<6	<6	<6
Froniditha Thalpori Aged Care Services - St Albans	Victoria	0	<6	<6	<6
Glanville Village	Victoria	0	<6	<6	8
Glenarm Nursing Home	Victoria	0	<6	<6	<6
Holmwood Aged Care	Victoria	0	<6	<6	n/p
Homestead Estate Residential Aged Care	Victoria	0	14	0	14
Homewood Residential Aged Care	Victoria	0	22	0	22
Lynden Aged Care	Victoria	0	16	8	24
Lyndoch Nursing Home	Victoria	0	7	6	13
Mercy Place Colac	Victoria	0	11	12	23
Mercy Place Lynbrook	Victoria	0	<6	0	<6
Mercy Place Rice Village	Victoria	0	6	6	12
Mooroopna Place Residential Aged Care Service	Victoria	0	13	<6	n/p
Northern Gardens Aged Care	Victoria	0	10	<6	n/p
Otway Health Multi-Purpose Service	Victoria	0	<6	<6	n/p
Parkdale Aged Care	Victoria	0	<6	0	<6
Penshurst Nursing Home	Victoria	0	<6	0	<6
Princes Court Homes Hostel	Victoria	0	<6	0	<6
Racecourse Grange Residential Care	Victoria	0	13	<6	n/p
Regis Sunraysia	Victoria	0	<6	<6	6
Templestowe Grove Care Community	Victoria	0	9	0	9
The Alexander Aged Care Centre	Victoria	0	9	0	9
The Belmont Residential Aged Care	Victoria	0	11	0	11
Uniting AgeWell Box Hill	Victoria	0	9	0	9
Vasey RSL Care Frankston South	Victoria	0	13	<6	n/p
Victoria by the Park	Victoria	0	14	<6	n/p
Warramunda Village Hostel	Victoria	0	<6	0	<6

Service Name	State	Resident Deaths	Resident Cases	Staff Cases	Total Cases
Wharparilla Lodge	Victoria	0	<6	<6	<6
Wintringham Gilgunya Village	Victoria	0	<6	0	<6
Yarraman Nursing Home	Victoria	0	<6	<6	<6
Aegis Amberley	Western Australia	0	6	<6	n/p
Aegis Balmoral	Western Australia	0	<6	0	<6
Aegis Carrington	Western Australia	0	28	9	37
Aegis Shoreline	Western Australia	0	31	11	42
Bethanie Waters	Western Australia	0	<6	<6	<6
Brightwater The Cove	Western Australia	0	<6	<6	7
Carine Parkside Care Community	Western Australia	0	13	7	20
Carinya Of Bristol	Western Australia	0	<6	0	<6
Craigcare Albany	Western Australia	0	7	<6	n/p
Dalwallinu MPS	Western Australia	0	<6	0	<6
Joseph Cooke House	Western Australia	<6	10	0	10
Juniper Chrystal Halliday	Western Australia	0	8	<6	n/p
Juniper Ella Williams	Western Australia	0	8	<6	n/p
Juniper Hillcrest	Western Australia	0	<6	<6	7
Juniper Trinity	Western Australia	0	18	7	25
Karinya Residential Care	Western Australia	0	<6	<6	7
Kinross Care Community	Western Australia	0	8	0	8
Melville Parkside Care Community	Western Australia	0	<6	<6	<6
Mercy Place Lathlain	Western Australia	0	<6	<6	<6
MercyCare Kelmscott	Western Australia	0	<6	0	<6
Murdoch Gardens Care Community	Western Australia	0	9	<6	n/p
MYVISTA Mirrabooka	Western Australia	0	<6	0	<6
Sister Mary Glowrey Residential Care	Western Australia	0	6	<6	n/p