



COVID-19 outbreaks in Australian residential aged care homes

National snapshot

As at 8:00 am 19 December 2024, there are 1,315 active COVID-19 cases reported in 222 active outbreaks in residential aged care homes (RACHs) across Australia. There have been 129 new outbreaks, 10 new resident deaths and 1,202 combined new resident and staff cases reported since 12 December 2024.

Table 1: Aged Care COVID-19 data as at 8.00am 19 December 2024¹

Category	Active ²	Change in active (7 days)	Cumulative Total	Cumulative increase (7 days)
Outbreaks ³	222	35	24,159	129
RACHs affected	222	35	2,904	2
Resident cases	960	91	233,305	877
Resident deaths	N/A	N/A	7,196	10
Staff cases	355	11	124,328	325

Residential aged care homes with active outbreaks are included in [Appendix](#).

Data collected from 31 March 2020 including retrospective data on outbreaks and cases from 18 February 2020.

Table 2: Overview of active outbreaks in Australia

	ACT	NSW	NT	QLD	SA	TAS	VIC	WA	Total
Total RACHs with outbreaks	1	73	2	47	23	5	50	21	222
Total number of active resident cases	3	353	8	138	91	39	215	113	960
Total number of active staff cases	0	114	2	68	29	27	67	48	355
Total outbreaks opened in previous 7 days	0	51	1	29	15	3	23	7	129
Total outbreaks closed in previous 7 days	1	22	0	19	12	2	26	12	94

¹ Outbreak opening and closure includes changes in the status of exposure sites to outbreaks (and vice versa), which are applied retrospectively to facility records. New case information can also change the status of a recovered site back to an active outbreak site. As a result, changes in active outbreak status may not align with day-on-day variations to active totals. These adjustments will also affect the number of cases in staff and residents reported each week.

² Active residents and staff cases are the total currently positive cases in active outbreaks.

³ An outbreak is considered to be active pending advice from the relevant Public Health Unit. An outbreak is defined as at least 1 (one) positive case in a resident or 2+ cases in staff.

Figure 1: National outbreak trends in aged care – December 2021 to present

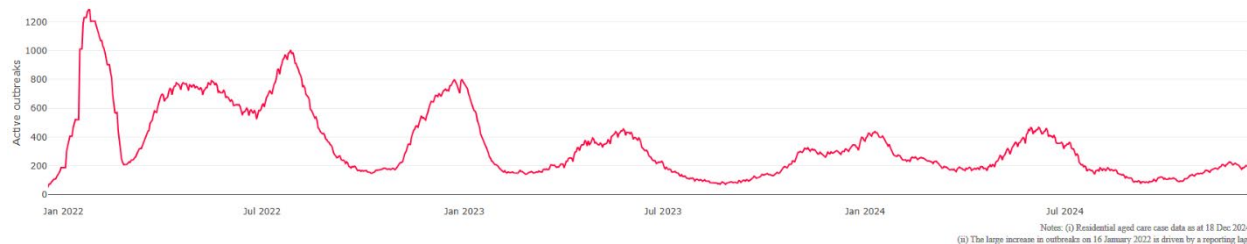
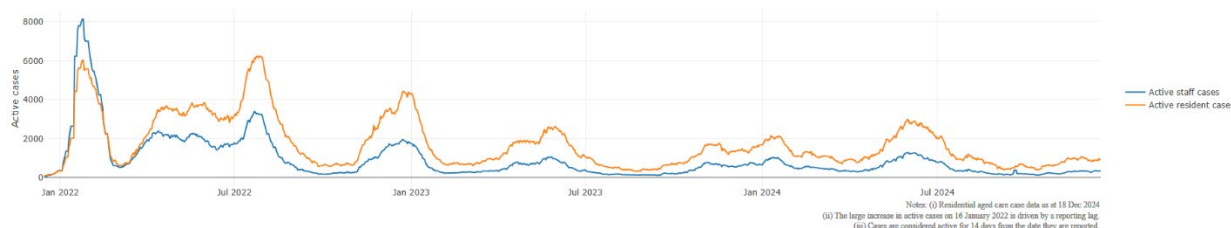


Figure 2: Trends in aged care cases – December 2021 to present



Mortality

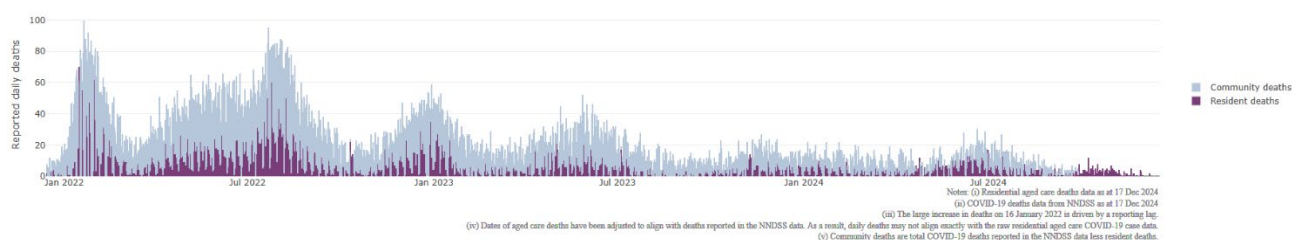
For the period of 1 January 2024 to 17 December 2024, COVID-19 is recorded as the cause of death in 1.8% of all deaths in permanent residents in aged care homes.

Since the beginning of the Omicron outbreak in mid-December⁴ 2021, there have been 185,887 deaths in residential aged care from all causes (report period from 15 December 2021 to 17 December 2024)⁵. COVID-19 deaths account for 3.5% of this figure.

There has been a decrease year on year for the rate of case fatality⁶, from a 33% case fatality rate in resident COVID-19 cases in 2020 to 3.3% in 2022 and 1.8% in 2024.

Over the course of the pandemic, all-cause excess mortality in residential aged care was below expected numbers in 2020, and within expected range in 2021. In the first half of 2022, all-cause excess mortality in residential aged care was above the expected range. Excess mortality for the second half of the 2022 is yet to be finalised.

Figure 3: COVID-19 deaths in RACHs overlaid with community deaths



⁴ The Omicron outbreak start date has been redefined from late November 2021 to mid-December 2021. Changes have been made to align reporting with the start date of Omicron published in the department's external facing Epidemiology report.

⁵ The department is now accessing aged care deaths data from the SIEBEL dataset. Figures are live and subject to change. Source: Department of Health and Aged Care unpublished data / SIEBEL dataset.

⁶ Case fatality calculated as total reported resident COVID-19 deaths divided by total resident COVID-19 cases.

Workforce in active residential aged care outbreaks

As at 18 December 2024, surge workforce providers report a total of 199,940 shifts delivered in aged care services impacted by COVID-19. These shifts include roles for GPs, nurses, care workers, allied health workers, executive and ancillary staff. In the past week surge workforce providers have reported assisting 6 residential aged care homes and filled 95 shifts in aged care services.

Table 3: Workforce resources supplied to RACHs

Workforce provider	Total shifts	Previous 7 days
Aspen Medical ⁸	32,853	0
HealthX ⁹	37,334	95
Randstad ¹⁰	1,009	0
Previous contracted providers ¹¹	128,744	N/A
Total	199,940	95

⁸Aspen Medical shift data as at 18 December 2024, reported fortnightly.

⁹HealthX shift data as at 18 December 2024, reported weekly.

¹⁰Randstad shift data as at 18 December 2024, reported weekly.

¹¹Previous contracted providers include RCSA, HealthCare Australia, Mable and Torrens.

Oral antiviral treatments

Distribution of the oral anti-viral Lagevrio (Molnupiravir) commenced on 6 February 2022 to all RACHs with outbreak sites prioritised for delivery. The National Medical Stockpile has deployed 48,269 treatment courses of Lagevrio (Molnupiravir) to RACHs.

144,654 prescriptions for Lagevrio (Molnupiravir) have been issued to residents in RACHs, with a further 20,042 prescriptions for Paxlovid (nirmatrelvir + ritonavir) also issued since 28 February 2022 and up to 30 November 2024.

**Note: Oral antiviral data is only being updated monthly.*

Vaccination in RACHs

On 29 February 2024, recommendations for 2024 COVID-19 vaccinations were released. Recommended doses for the program in 2024 are based on an individual's age and level of severe immunocompromise.

In 2024, those aged 75 years and over are recommended to get a COVID-19 vaccine dose every 6 months. Those aged over 65 years of age, and adults with severe immunocompromise are recommended to receive a COVID-19 vaccine dose every 12 months and are eligible to receive a COVID-19 vaccine dose every 6 months based on individual risk-benefit assessments. All other adults can receive a single dose this year.

Recommendations can be found on the Department of Health and Aged Care (department) website at:

<https://www.health.gov.au/our-work/covid-19-vaccines/getting-your-vaccination/booster-doses>.

People are encouraged to seek vaccination advice from their healthcare providers, specific to their circumstances.

People living in residential aged care are a high priority for the Government's COVID-19 vaccination program.

Older age remains the biggest risk factor for severe COVID-19 disease. Vaccination offers added protection to help reduce the risk of severe illness or hospitalisation of aged care residents.

The department is working with both the aged care and primary care sectors to ensure residents have access to the COVID-19 vaccine. The department continues to target support for RACHs to arrange COVID-19 vaccinations with local primary care providers such as GPs, community pharmacists and Aboriginal Community Controlled Health Services.

As at 18 December 2024:

- 71.6% of aged care residents have received a booster dose in the last 12 months.
- For residents over the age of 75:
 - 88,400 (52.0%) aged care residents received a booster dose in the last 6 months.
- 12,918 aged care residents have received a vaccination in the last 28 days (compared to 9,419 in the 28 days prior).

Table 4: Aged care COVID-19 Booster Doses (data as at 18 December 2024)

Jurisdiction	75+ with booster in last 6 months	
	Residents vaccinated	% of residents vaccinated
National	88,400	52.0%
NSW	27,806	50.7%
VIC	24,160	54.7%
QLD	16,414	48.1%
WA	8,148	51.4%
SA	8,416	57.2%
TAS	1,866	49.0%
ACT	1,394	64.0%
NT	<200	51.2%

Data in this report is sourced from Australian Immunisation Register (AIR) data of residents in permanent residential aged care homes.

An updated data methodology was implemented on 28 November 2024. Aged Care AIR data as at 18 December 2024; Matched AIR data uses a snapshot of permanent residents in residential aged care homes as at 30 September 2024. The Residential Aged Care Home (RACH) Recipient ID to Medicare PIN linkage file was loaded into Health Enterprise Data Warehouse on 25 November 2024 which linked Medicare Consumer Directory data as at 11 October 2023 and RACH recipient data as at 31 July 2024.

Note: Booster doses in this report refer to any dose 2 or above administered to an individual.

Infection control and audit

The Aged Care Quality and Safety Commission (Commission) conducts site audits and assessment contacts (site and non-site) to monitor and assess residential aged care services against the Aged Care Quality Standards (see Table 5 below). This may include conducting infection control monitoring (ICM) spot checks.

An ICM spot check involves an on-site visit to residential aged care services, without an outbreak, to observe infection control practices, to ensure that staff, management, and visitors are adhering to safe personal protective equipment protocols and to safe infection control arrangements, as required under the Quality Standards.

As at 19 December 2024, the Commission had conducted 6,067 ICM spot checks to observe infection control practices and PPE protocols in RACHs.

Table 5: Total quality assessment and monitoring activities with residential services (including IPC), by type and month 1 March 2020 to 19 December 2024

Regulatory Activities	2019-20 (1 Mar - 30 Jun 2020)	2020-21	2021-22	2022-23	2023-24	2024-25 (to 19 Dec 2024)	Total
Site visits	318	3,452	1,732	3,814	2,840	1,006	13,162
Non-site activities	3,704	8,396	6,665	1,413	486	205	20,869
Total activities	4,022	11,848	8,397	5,227	3,326	1,211	34,031

Appendix: National residential aged care homes (RACHs) with active outbreaks COVID-19

Please note, information reported in this table has been directly reported to the department by RACHs.

'Total cases' refers to all staff and resident cases associated with the active outbreak and may not reflect the count of currently active cases.

Where numbers have been incorrectly reported, RACHs are able to correct these in the COVID-19 Support Portal through My Aged Care.

Where a RACH is reporting less than six resident or staff cases or less than six deaths, data has been suppressed to protect the privacy of affected individuals (note that "n/p" indicates data is not provided to protect privacy).

Data below for individual services is as at 19 December 2024.

Service Name	State	Resident Deaths	Resident Cases	Staff Cases	Total Cases
Mountain View Aged Care Plus Centre	Australian Capital Territory	<6	8	0	8
A H Orr Lodge	New South Wales	0	<6	0	<6
Adina Care Cootamundra	New South Wales	0	7	<6	n/p
Anglican Care Jesmond Grove	New South Wales	0	<6	0	<6
Anglican Care Storm Village	New South Wales	0	<6	0	<6
Anglicare Mildred Symons House	New South Wales	0	<6	0	<6
Anglicare Newmarch House	New South Wales	0	15	<6	n/p
Anglicare Warrina Residential Care	New South Wales	<6	12	<6	n/p
Ashfield Terrace Care Community	New South Wales	0	13	<6	n/p
BaptistCare Bethshan Gardens Centre	New South Wales	0	22	11	33
BaptistCare Shalom Centre	New South Wales	0	13	<6	n/p
BaptistCare The Gracewood Centre	New South Wales	0	<6	0	<6
BaptistCare Warena Centre	New South Wales	0	<6	0	<6
BlueWave Living	New South Wales	0	12	<6	n/p
Bundaleer Gardens Hostel	New South Wales	0	<6	<6	6
Bupa Armidale	New South Wales	0	<6	0	<6
Bupa Ashfield	New South Wales	0	<6	0	<6
Carino Care at Oatley	New South Wales	0	8	0	8
Catholic Healthcare Bethlehem House	New South Wales	0	11	<6	n/p

Service Name	State	Resident Deaths	Resident Cases	Staff Cases	Total Cases
Catholic Healthcare Coolamon Villa	New South Wales	0	<6	<6	<6
Catholic Healthcare McQuoin Park	New South Wales	0	<6	8	n/p
Catholic Healthcare St Bedes Home	New South Wales	0	<6	0	<6
Chamberlain Gardens Aged Care	New South Wales	0	<6	0	<6
Cherrybrook Christian Care Centre	New South Wales	0	<6	0	<6
Chiswick Manor Care Community	New South Wales	0	15	<6	n/p
Coffs Harbour Grange Care Community	New South Wales	0	<6	<6	<6
Collarenebri Multi-Purpose Service	New South Wales	<6	<6	0	<6
Corowa District Hospital	New South Wales	0	15	<6	n/p
Dural House Aged Care	New South Wales	0	<6	0	<6
Eloura	New South Wales	0	8	<6	n/p
Estia Health Epping - The Poplars	New South Wales	0	6	<6	n/p
Estia Health Figtree	New South Wales	0	38	6	44
Estia Health Manly Vale	New South Wales	0	<6	0	<6
Garden View Nursing Home	New South Wales	0	<6	0	<6
Gill Waminda Aged Care Plus Centre	New South Wales	0	<6	0	<6
HammondCare Mason	New South Wales	0	9	<6	n/p
Hawkesbury Living Pty Limited	New South Wales	0	<6	0	<6
Hill View House Aged Care Facility	New South Wales	0	8	0	8
Hunters Hill Montefiore Home	New South Wales	0	0	<6	<6
Indochinese Aged Care Services	New South Wales	0	<6	<6	<6
Infinite Care Tweed	New South Wales	0	<6	0	<6
Killara Gardens Aged Care	New South Wales	0	<6	<6	7
Kurrajong & District Community Nursing Home	New South Wales	0	<6	0	<6
Kyogle Multi-Purpose Service	New South Wales	0	8	13	21
Lansdowne Gardens	New South Wales	0	9	<6	n/p

Service Name	State	Resident Deaths	Resident Cases	Staff Cases	Total Cases
Marco Polo Woonona Care Services	New South Wales	0	9	<6	n/p
Mark Moran at Little Bay	New South Wales	0	<6	0	<6
Meadowbank Grove Care Community	New South Wales	0	<6	<6	<6
Murray Vale Shalem Hostel	New South Wales	0	<6	<6	<6
Narrabeen Glades Care Community	New South Wales	0	8	<6	n/p
Our Lady Of Consolation Home	New South Wales	0	7	0	7
Peter Cosgrove House	New South Wales	0	15	<6	n/p
Randwick Montefiore Home	New South Wales	0	25	38	63
RFBI Armidale Masonic Village	New South Wales	0	6	<6	n/p
Rutherford Park Care Community	New South Wales	0	<6	<6	<6
S Antonio Da Padova Nursing Home	New South Wales	0	17	<6	n/p
Scalabrini Village Griffith	New South Wales	0	<6	<6	<6
Shoalhaven Place Care Community	New South Wales	0	22	12	34
St Vincent's Care Services Auburn	New South Wales	0	<6	0	<6
SummitCare Canley Vale	New South Wales	<6	25	<6	n/p
The Whiddon Group - Glenfield	New South Wales	0	<6	0	<6
The Whiddon Group - Narrabri - Jessie Hunt	New South Wales	0	<6	<6	<6
Thomas Eccles Gardens	New South Wales	0	<6	0	<6
Tingira Hills Care Community	New South Wales	0	6	<6	n/p
Turramurra House Nursing Home	New South Wales	0	<6	0	<6
Tweed River Care Community	New South Wales	0	0	<6	<6
Tweed Valley Care Community	New South Wales	0	10	14	24
Uniting Bankstown	New South Wales	0	20	7	27
Uniting Bernard Austin Lodge Liverpool	New South Wales	0	<6	0	<6
Uniting Hawkesbury Richmond	New South Wales	0	<6	0	<6
Uniting Osborne Nowra	New South Wales	0	<6	0	<6

Service Name	State	Resident Deaths	Resident Cases	Staff Cases	Total Cases
Uniting Ronald Coleman Lodge Woollahra	New South Wales	0	<6	<6	6
Wahroonga House	New South Wales	0	17	0	17
Weeroona Aged Care Plus Centre	New South Wales	0	<6	<6	7
Nganampa Ngura Mutitjulu-nya (Mutitjulu Flexible Aged Care Service)	Northern Territory	0	<6	<6	9
Tjilpi Pampaku Ngura Aged Care Service	Northern Territory	0	10	<6	n/p
Aloaka Care Centre	Queensland	0	<6	0	<6
Anglicare SQ Meilene Home for the Aged	Queensland	0	<6	<6	<6
Arcare Helensvale St James	Queensland	0	<6	0	<6
Arcare Parkinson	Queensland	0	28	10	38
Arcare Seven Hills	Queensland	0	<6	<6	7
Blue Care Bundaberg Riverlea Aged Care Facility	Queensland	0	11	6	17
Blue Care Carina Aged Care Facility	Queensland	0	<6	<6	<6
Blue Care Emerald Avalon Aged Care Facility	Queensland	0	<6	<6	6
Blue Care Flinders View Nowlanvil Aged Care Facility	Queensland	0	<6	0	<6
Blue Care Gracemere Aged Care Facility	Queensland	0	23	10	33
Bolton Clarke Buderim Views	Queensland	0	<6	<6	<6
Bolton Clarke Capella Bay	Queensland	0	<6	0	<6
Bolton Clarke Inverpine	Queensland	0	<6	<6	<6
Bolton Clarke Milford Grange	Queensland	0	<6	<6	7
Bolton Clarke Moreton Shores	Queensland	0	7	7	14
Bolton Clarke Seaton Place	Queensland	0	0	<6	<6
Bolton Clarke Sunset Ridge	Queensland	0	11	<6	n/p
Bolton Clarke The Ormsby	Queensland	0	<6	0	<6
Caloundra Place Care Community	Queensland	0	7	<6	n/p
Caravonica Waters	Queensland	0	<6	0	<6

Service Name	State	Resident Deaths	Resident Cases	Staff Cases	Total Cases
Carramar Aged Care	Queensland	0	<6	0	<6
Churches of Christ Brig-o-doon Aged Care Service	Queensland	0	11	6	17
Churches of Christ Golden Age Aged Care Service	Queensland	0	<6	<6	<6
Estia Health Gold Coast	Queensland	0	8	<6	n/p
Estia Health Maroochydore	Queensland	0	14	<6	n/p
Estia Health Mudgeeraba	Queensland	0	0	<6	<6
Estia Health Pacific Paradise	Queensland	0	<6	<6	<6
Estia Health Twin Waters	Queensland	0	<6	0	<6
Finncare Aged Care	Queensland	0	10	<6	n/p
Francis Of Assisi Home	Queensland	0	22	<6	n/p
Kabara Aged Care	Queensland	0	<6	<6	<6
Kaloma Home for the Aged	Queensland	0	7	8	15
Kawana Waters Care Community	Queensland	0	<6	0	<6
Kerrisdale Gardens	Queensland	0	0	<6	<6
Lutheran Services - Trinder Park	Queensland	0	<6	0	<6
Ozcare Villa Vincent	Queensland	0	<6	<6	6
Palm Lake Care Mt Warren Park	Queensland	0	<6	<6	<6
Regis Aspley	Queensland	0	8	<6	n/p
Regis Chelmer	Queensland	0	<6	0	<6
Regis Whitfield	Queensland	0	<6	0	<6
Springsure Hospital Multipurpose Health Service	Queensland	0	<6	<6	6
St Paul de Chartres Residential Aged Care	Queensland	0	<6	0	<6
St Vincent's Care Corinda	Queensland	0	<6	0	<6
St Vincent's Care Services Arundel	Queensland	0	13	<6	n/p
St Vincent's Care Services Southport	Queensland	0	<6	<6	6
The Good Shepherd Nursing Home	Queensland	0	11	10	21

Service Name	State	Resident Deaths	Resident Cases	Staff Cases	Total Cases
Villa Maria Eastern Heights	Queensland	0	9	8	17
ACH Group Residential Care - Highercombe	South Australia	0	11	<6	n/p
ACH Group Residential Care - ViTA	South Australia	0	<6	<6	6
Aldinga Beach Care Community	South Australia	0	8	0	8
Boandik Crouch Street	South Australia	0	<6	<6	9
Bupa Enfield	South Australia	0	<6	0	<6
Calvary Oaklands	South Australia	0	9	<6	n/p
Copperhouse Court Hostel	South Australia	0	<6	0	<6
Edenfield Family Care	South Australia	0	<6	<6	<6
Eldercare Seaford	South Australia	0	<6	<6	<6
Estia Health Flagstaff Hill	South Australia	0	<6	0	<6
Estia Health Salisbury	South Australia	0	0	<6	<6
Everard Park Care Community	South Australia	0	<6	0	<6
Hahndorf Residential Care Services	South Australia	0	<6	<6	<6
Helping Hand Aged Care - Golden Grove	South Australia	0	<6	0	<6
Joslin Manor Care Community	South Australia	0	12	0	12
Kalyra Woodcroft Aged Care	South Australia	0	10	<6	n/p
Para Hills Residential Care	South Australia	<6	16	<6	n/p
Parkview Aged Care	South Australia	0	6	<6	n/p
Resthaven Leabrook	South Australia	0	28	<6	n/p
Resthaven Murray Bridge	South Australia	0	14	<6	n/p
Resthaven Paradise	South Australia	0	<6	<6	<6
St Anna's Residential Care Facility	South Australia	0	<6	<6	9
West Beach Residential Care	South Australia	0	<6	<6	<6
Calvary Sandhill	Tasmania	0	15	9	24
Coroneagh Park	Tasmania	0	10	10	20

Service Name	State	Resident Deaths	Resident Cases	Staff Cases	Total Cases
Medea Park Nursing Home	Tasmania	0	<6	<6	<6
Snug Village	Tasmania	0	<6	<6	7
Wellington Views	Tasmania	0	14	6	20
Arcare Cheltenham	Victoria	0	<6	0	<6
Arcare Gisborne	Victoria	0	<6	0	<6
Baptcare Abbey Gardens Community	Victoria	0	31	7	38
BlueCross Box Hill	Victoria	0	<6	0	<6
BlueCross Chelsea Manor	Victoria	0	10	0	10
BlueCross Ivanhoe	Victoria	0	<6	0	<6
BlueCross Scotchmans Creek	Victoria	0	<6	0	<6
BlueCross Tarralla	Victoria	<6	14	<6	n/p
BlueCross The Mews	Victoria	0	6	<6	n/p
Bolton Clarke Claremont Terrace	Victoria	0	7	0	7
Bolton Clarke Riddell Gardens	Victoria	0	<6	0	<6
Boort District Health Low Care	Victoria	0	7	6	13
Bupa Bellarine Lakes	Victoria	0	11	<6	n/p
Bupa Bendigo	Victoria	0	25	17	42
Bupa Echuca	Victoria	0	8	7	15
Bupa Templestowe	Victoria	0	8	8	16
Calvary Elanora	Victoria	0	<6	0	<6
Calvary Kelaston	Victoria	0	<6	<6	6
Calvary Mirridong	Victoria	0	10	<6	n/p
Cardinia Community Aged Care	Victoria	0	<6	0	<6
Cooinda Village Inc	Victoria	0	<6	<6	<6
Craigcare Moonee Ponds	Victoria	0	<6	0	<6
Croydon Grove Care Community	Victoria	0	<6	0	<6

Service Name	State	Resident Deaths	Resident Cases	Staff Cases	Total Cases
Darlingford Upper Goulburn Nursing Home	Victoria	0	<6	<6	7
Edgarley Home	Victoria	0	<6	0	<6
Elizabeth Gardens Burwood	Victoria	0	15	<6	n/p
Ferndale Gardens Aged Care Services	Victoria	0	20	<6	n/p
Grace Villa Aged Care	Victoria	0	6	0	6
Holloway Aged Care Services	Victoria	<6	7	<6	n/p
Jewish Care (VIC) Inc Residential Homes Carnegie	Victoria	0	11	<6	n/p
John Curtin Aged Care	Victoria	0	17	<6	n/p
Killara Hostel	Victoria	0	<6	0	<6
Little Sisters of the Poor St Joseph's Home	Victoria	0	<6	0	<6
Lynden Aged Care	Victoria	0	<6	0	<6
Maculata Place	Victoria	<6	14	7	21
mecwacare Elstoft House	Victoria	0	<6	0	<6
Merv Irvine Nursing Home	Victoria	0	<6	<6	8
Noble Manor Residential Aged Care	Victoria	0	19	0	19
Rosebank Hostel	Victoria	0	<6	<6	<6
Sheridan Aged Care	Victoria	0	<6	<6	<6
St Vincent's Care Services Eltham - Eltham Lodge	Victoria	0	<6	<6	8
Trinity Manor Greensborough	Victoria	0	<6	0	<6
Uniting AgeWell Box Hill	Victoria	0	8	<6	n/p
Uniting AgeWell Condare Court	Victoria	0	6	<6	n/p
Uniting AgeWell Noble Park	Victoria	0	15	<6	n/p
Vasey RSL Care Frankston South	Victoria	0	<6	0	<6
Villa Maria Catholic Homes Berwick Aged Care Residence	Victoria	0	9	<6	n/p
Villa Maria Catholic Homes Star of the Sea Aged Care Residence	Victoria	0	<6	<6	<6
Warramunda Village Hostel	Victoria	0	11	<6	n/p

Service Name	State	Resident Deaths	Resident Cases	Staff Cases	Total Cases
Waverley Valley Care Community	Victoria	0	18	<6	n/p
Aegis Banksia Park	Western Australia	0	11	6	17
Aegis Carrington	Western Australia	0	21	<6	n/p
Aegis Hilton Park	Western Australia	0	13	22	35
Aegis Shoreline	Western Australia	0	9	6	15
Aegis Stirling	Western Australia	0	11	<6	n/p
Aegis Woodlake	Western Australia	0	9	<6	n/p
Baptistcare Graceford	Western Australia	0	8	<6	n/p
Baptistcare William Carey Court	Western Australia	0	12	6	18
Brightwater Oxford Gardens	Western Australia	0	11	<6	n/p
Brightwater The Cove	Western Australia	0	<6	<6	<6
Brightwater The Oaks	Western Australia	0	0	<6	<6
Casson House	Western Australia	0	<6	<6	7
Juniper Chrystal Halliday	Western Australia	0	32	10	42
Juniper Hillcrest	Western Australia	0	7	12	19
Marine Views Cottlesloe	Western Australia	0	<6	<6	<6
Mosman Park Care Centre	Western Australia	0	23	<6	n/p
Regis Como	Western Australia	0	16	<6	n/p
Sister Mary Glowrey Residential Care	Western Australia	0	13	<6	n/p
Southern Plus East Fremantle	Western Australia	0	<6	0	<6
St Vincent's Aged Care	Western Australia	<6	6	<6	n/p
SwanCare Kingia/Tandara	Western Australia	<6	33	8	41