



# COVID-19 outbreaks in Australian residential aged care homes

## National snapshot

As at 8:00 am 12 December 2024, there are 1,243 active COVID-19 cases reported in 196 active outbreaks in residential aged care homes (RACHs) across Australia. There have been 87 new outbreaks, 14 new resident deaths and 1,110 combined new resident and staff cases reported since 5 December 2024.

**Table 1: Aged Care COVID-19 data as at 8.00am 12 December 2024<sup>1</sup>**

Category	Active <sup>2</sup>	Change in active (7 days)	Cumulative Total	Cumulative increase (7 days)
Outbreaks <sup>3</sup>	196	-18	24,025	87
RACHs affected	196	-18	2,902	0
Resident cases	890	-63	232,430	782
Resident deaths	N/A	N/A	7,186	14
Staff cases	353	15	124,005	328

Residential aged care homes with active outbreaks are included in [Appendix](#).

Data collected from 31 March 2020 including retrospective data on outbreaks and cases from 18 February 2020.

**Table 2: Overview of active outbreaks in Australia**

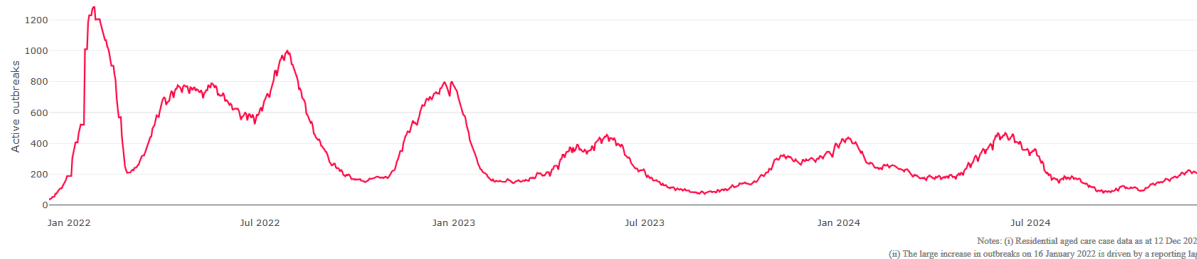
	ACT	NSW	NT	QLD	SA	TAS	VIC	WA	Total
<b>Total RACHs with outbreaks</b>	2	47	1	38	21	4	56	27	<b>196</b>
<b>Total number of active resident cases</b>	4	244	6	156	65	10	264	141	<b>890</b>
<b>Total number of active staff cases</b>	0	101	0	66	21	9	107	49	<b>353</b>
<b>Total outbreaks opened in previous 7 days</b>	0	17	1	19	9	1	25	15	<b>87</b>
<b>Total outbreaks closed in previous 7 days</b>	1	22	2	13	8	3	45	13	<b>106</b>

<sup>1</sup> Outbreak opening and closure includes changes in the status of exposure sites to outbreaks (and vice versa), which are applied retrospectively to facility records. New case information can also change the status of a recovered site back to an active outbreak site. As a result, changes in active outbreak status may not align with day-on-day variations to active totals. These adjustments will also affect the number of cases in staff and residents reported each week.

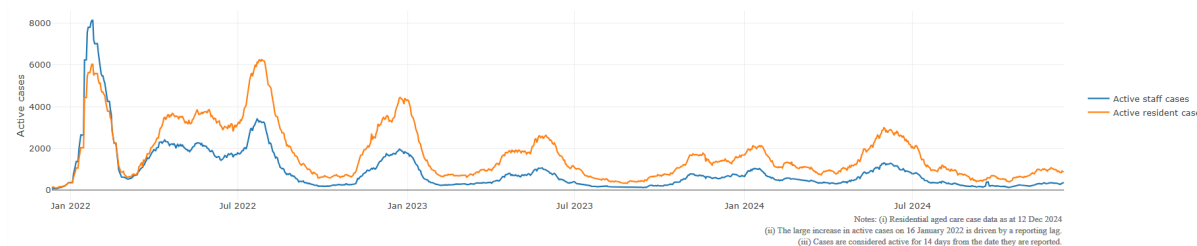
<sup>2</sup> Active residents and staff cases are the total currently positive cases in active outbreaks.

<sup>3</sup> An outbreak is considered to be active pending advice from the relevant Public Health Unit. An outbreak is defined as at least 1 (one) positive case in a resident or 2+ cases in staff.

**Figure 1: National outbreak trends in aged care – December 2021 to present**



**Figure 2: Trends in aged care cases – December 2021 to present**



## Mortality

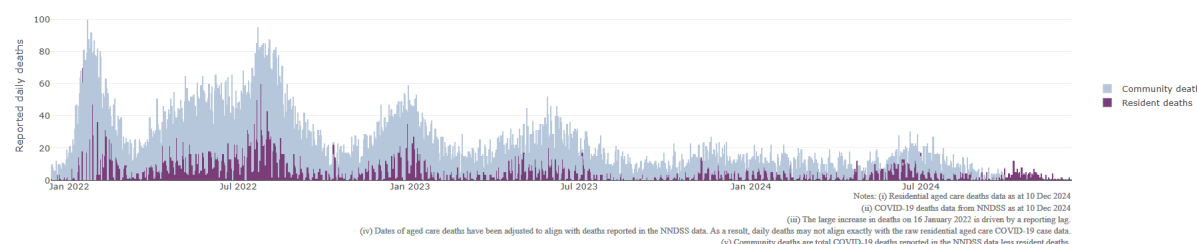
For the period of 1 January 2024 to 30 November 2024, COVID-19 is recorded as the cause of death in 1.9% of all deaths in permanent residents in aged care homes.

Since the beginning of the Omicron outbreak in mid-December<sup>4</sup> 2021, there have been 177,571 deaths in residential aged care from all causes (report period from 15 December 2021 to 30 November 2024)<sup>5</sup>. COVID-19 deaths account for 3.5% of this figure.

There has been a decrease year on year for the rate of case fatality<sup>6</sup>, from a 33% case fatality rate in resident COVID-19 cases in 2020 to 3.3% in 2022 and 1.8% in 2024.

Over the course of the pandemic, all-cause excess mortality in residential aged care was below expected numbers in 2020, and within expected range in 2021. In the first half of 2022, all-cause excess mortality in residential aged care was above the expected range. Excess mortality for the second half of the 2022 is yet to be finalised.

**Figure 3: COVID-19 deaths in RACHs overlaid with community deaths**



<sup>4</sup> The Omicron outbreak start date has been redefined from late November 2021 to mid-December 2021. Changes have been made to align reporting with the start date of Omicron published in the department's external facing Epidemiology report.

<sup>5</sup> The department is now accessing aged care deaths data from the SIEBEL dataset. Figures are live and subject to change. Source: Department of Health and Aged Care unpublished data / SIEBEL dataset.

<sup>6</sup> Case fatality calculated as total reported resident COVID-19 deaths divided by total resident COVID-19 cases.

## Workforce in active residential aged care outbreaks

As at 11 December 2024, surge workforce providers report a total of 199,845 shifts delivered in aged care services impacted by COVID-19. These shifts include roles for GPs, nurses, care workers, allied health workers, executive and ancillary staff. In the past week surge workforce providers have reported assisting 4 residential aged care homes and filled 72 shifts in aged care services.

**Table 3: Workforce resources supplied to RACHs**

Workforce provider	Total shifts	Previous 7 days
Aspen Medical <sup>8</sup>	32,853	13
HealthX <sup>9</sup>	37,239	59
Randstad <sup>10</sup>	1,009	0
Previous contracted providers <sup>11</sup>	128,744	N/A
<b>Total</b>	<b>199,845</b>	<b>72</b>

<sup>8</sup>Aspen Medical shift data as at 11 December 2024, reported fortnightly.

<sup>9</sup>HealthX shift data as at 11 December 2024, reported weekly.

<sup>10</sup>Randstad shift data as at 11 December 2024, reported weekly.

<sup>11</sup>Previous contracted providers include RCSA, HealthCare Australia, Mable and Torrens.

## Oral antiviral treatments

Distribution of the oral anti-viral Lagevrio (Molnupiravir) commenced on 6 February 2022 to all RACHs with outbreak sites prioritised for delivery. The National Medical Stockpile has deployed 48,269 treatment courses of Lagevrio (Molnupiravir) to RACHs.

144,654 prescriptions for Lagevrio (Molnupiravir) have been issued to residents in RACHs, with a further 20,042 prescriptions for Paxlovid (nirmatrelvir + ritonavir) also issued since 28 February 2022 and up to 30 November 2024.

*\*Note: Oral antiviral data is only being updated monthly.*

## Vaccination in RACHs

On 29 February 2024, recommendations for 2024 COVID-19 vaccinations were released. Recommended doses for the program in 2024 are based on an individual's age and level of severe immunocompromise.

In 2024, those aged 75 years and over are recommended to get a COVID-19 vaccine dose every 6 months. Those aged over 65 years of age, and adults with severe immunocompromise are recommended to receive a COVID-19 vaccine dose every 12 months and are eligible to receive a COVID-19 vaccine dose every 6 months based on individual risk-benefit assessments. All other adults can receive a single dose this year.

Recommendations can be found on the Department of Health and Aged Care (department) website at:

<https://www.health.gov.au/our-work/covid-19-vaccines/getting-your-vaccination/booster-doses>.

People are encouraged to seek vaccination advice from their healthcare providers, specific to their circumstances.

People living in residential aged care are a high priority for the Government's COVID-19 vaccination program.

Older age remains the biggest risk factor for severe COVID-19 disease. Vaccination offers added protection to help reduce the risk of severe illness or hospitalisation of aged care residents.

The department is working with both the aged care and primary care sectors to ensure residents have access to the COVID-19 vaccine. The department continues to target support for RACHs to arrange COVID-19 vaccinations with local primary care providers such as GPs, community pharmacists and Aboriginal Community Controlled Health Services.

As at 11 December 2024:

- 71.9% of aged care residents have received a booster dose in the last 12 months.
- For residents over the age of 75:
  - 89,046 (52.4%) aged care residents received a booster dose in the last 6 months.
- 11,766 aged care residents have received a vaccination in the last 28 days (compared to 9,631 in the 28 days prior).

**Table 4: Aged care COVID-19 Booster Doses (data as at 11 December 2024)**

Jurisdiction	75+ with booster in last 6 months	
	Residents vaccinated	% of residents vaccinated
National	89,046	52.4%
NSW	28,137	51.4%
VIC	24,130	54.7%
QLD	16,583	48.6%
WA	8,347	52.7%
SA	8,389	57.0%
TAS	1,841	48.3%
ACT	1,408	64.6%
NT	211	55.1%

Data in this report is sourced from Australian Immunisation Register (AIR) data of residents in permanent residential aged care homes.

An updated data methodology was implemented on 28 November 2024. Aged Care AIR data as at 11 December 2024; Matched AIR data uses a snapshot of permanent residents in residential aged care homes as at 30 September 2024. The Residential Aged Care Home (RACH) Recipient ID to Medicare PIN linkage file was loaded into Health Enterprise Data Warehouse on 25 November 2024 which linked Medicare Consumer Directory data as at 11 October 2023 and RACH recipient data as at 31 July 2024.

Note: Booster doses in this report refer to any dose 2 or above administered to an individual.

## Infection control and audit

The Aged Care Quality and Safety Commission (Commission) conducts site audits and assessment contacts (site and non-site) to monitor and assess residential aged care services against the Aged Care Quality Standards (see Table 5 below). This may include conducting infection control monitoring (ICM) spot checks.

An ICM spot check involves an on-site visit to residential aged care services, without an outbreak, to observe infection control practices, to ensure that staff, management, and visitors are adhering to safe personal protective equipment protocols and to safe infection control arrangements, as required under the Quality Standards.

As at 12 December 2024, the Commission had conducted 6,068 ICM spot checks to observe infection control practices and PPE protocols in RACHs.

**Table 5: Total quality assessment and monitoring activities with residential services (including IPC), by type and month 1 March 2020 to 12 December 2024**

<b>Regulatory Activities</b>	<b>2019-20 (1 Mar - 30 Jun 2020)</b>	<b>2020-21</b>	<b>2021-22</b>	<b>2022-23</b>	<b>2023-24</b>	<b>2024-25 (to 12 Dec 2024)</b>	<b>Total</b>
<b>Site visits</b>	318	3,452	1,732	3,814	2,840	978	<b>13,134</b>
<b>Non-site activities</b>	3,704	8,396	6,665	1,413	486	192	<b>20,856</b>
<b>Total activities</b>	4,022	11,848	8,397	5,227	3,326	1,170	<b>33,990</b>

## Appendix: National residential aged care homes (RACHs) with active outbreaks COVID-19

Please note, information reported in this table has been directly reported to the department by RACHs.

'Total cases' refers to all staff and resident cases associated with the active outbreak and may not reflect the count of currently active cases.

Where numbers have been incorrectly reported, RACHs are able to correct these in the COVID-19 Support Portal through My Aged Care.

Where a RACH is reporting less than six resident or staff cases or less than six deaths, data has been suppressed to protect the privacy of affected individuals (note that "n/p" indicates data is not provided to protect privacy).

Data below for individual services is as at 12 December 2024.

Service Name	State	Resident Deaths	Resident Cases	Staff Cases	Total Cases
<b>Mountain View Aged Care Plus Centre</b>	Australian Capital Territory	<6	6	0	6
<b>Uniting Amala Gordon ACT</b>	Australian Capital Territory	0	<6	0	<6
<b>Anglicare Donington Court</b>	New South Wales	0	<6	10	n/p
<b>Anglicare Lemongrove Gardens</b>	New South Wales	0	<6	0	<6
<b>Anglicare Warrina Residential Care</b>	New South Wales	<6	11	<6	n/p
<b>Arcare Lisarow The Orchards</b>	New South Wales	0	14	<6	n/p
<b>Ashburn House Aged Care Facility</b>	New South Wales	0	10	0	10
<b>BaptistCare Bethshan Gardens Centre</b>	New South Wales	0	21	9	30
<b>BaptistCare Orana Centre</b>	New South Wales	0	6	0	6
<b>BaptistCare Shalom Centre</b>	New South Wales	0	<6	<6	<6
<b>Bundaleer Gardens Hostel</b>	New South Wales	0	<6	<6	6
<b>Bupa Ashbury</b>	New South Wales	0	10	<6	n/p
<b>Bupa North Rocks</b>	New South Wales	0	29	9	38
<b>Bupa St Ives</b>	New South Wales	0	8	0	8
<b>Bupa Tamworth</b>	New South Wales	0	<6	<6	7
<b>Calvary Albury &amp; District</b>	New South Wales	0	17	<6	n/p
<b>Calvary Cessnock Retirement Community</b>	New South Wales	0	7	<6	n/p
<b>Catholic Healthcare Bethlehem House</b>	New South Wales	0	8	<6	n/p
<b>Catholic Healthcare Macquarie Care Centre</b>	New South Wales	0	<6	0	<6

Service Name	State	Resident Deaths	Resident Cases	Staff Cases	Total Cases
<b>Catholic Healthcare St Bedes Home</b>	New South Wales	0	6	<6	n/p
<b>Chamberlain Gardens Aged Care</b>	New South Wales	0	<6	0	<6
<b>Coffs Harbour Grange Care Community</b>	New South Wales	0	<6	0	<6
<b>Eloura</b>	New South Wales	0	7	<6	n/p
<b>Estia Health Epping - The Poplars</b>	New South Wales	0	6	<6	n/p
<b>Estia Health Figtree</b>	New South Wales	0	38	6	44
<b>Estia Health Manly Vale</b>	New South Wales	0	<6	0	<6
<b>Glenmore Park Care Community</b>	New South Wales	0	<6	<6	<6
<b>Heiden Park Lodge</b>	New South Wales	0	31	10	41
<b>Hunters Hill Montefiore Home</b>	New South Wales	0	0	<6	<6
<b>Kyogle Multi-Purpose Service</b>	New South Wales	0	<6	12	n/p
<b>Lansdowne Gardens</b>	New South Wales	0	7	<6	n/p
<b>Meadowbank Grove Care Community</b>	New South Wales	0	<6	<6	<6
<b>Peninsula Villages Ltd</b>	New South Wales	0	51	15	66
<b>Randwick Montefiore Home</b>	New South Wales	0	25	38	63
<b>Regis Port Stephens</b>	New South Wales	0	<6	0	<6
<b>Shoalhaven Place Care Community</b>	New South Wales	0	14	8	22
<b>St Vincent's Care Services Heathcote</b>	New South Wales	0	8	<6	n/p
<b>SummitCare Canley Vale</b>	New South Wales	<6	25	<6	n/p
<b>Three Tree Lodge</b>	New South Wales	0	<6	<6	6
<b>Tweed Valley Care Community</b>	New South Wales	0	0	8	8
<b>Uniting Bankstown</b>	New South Wales	0	14	6	20
<b>Uniting Bernard Austin Lodge Liverpool</b>	New South Wales	0	<6	<6	<6
<b>Uniting Kari Court St Ives</b>	New South Wales	0	<6	0	<6
<b>Uniting Pacifica Nambucca Heads</b>	New South Wales	0	19	<6	n/p
<b>Uniting Ronald Coleman Lodge Woollahra</b>	New South Wales	0	<6	0	<6



Service Name	State	Resident Deaths	Resident Cases	Staff Cases	Total Cases
<b>Uniting Salamander Bay</b>	New South Wales	0	10	6	16
<b>Wahroonga House</b>	New South Wales	0	17	0	17
<b>Weeroona Aged Care Plus Centre</b>	New South Wales	0	<6	<6	7
<b>Woollahra Montefiore Home</b>	New South Wales	0	0	<6	<6
<b>Tjilpi Pampaku Ngura Aged Care Service</b>	Northern Territory	0	6	0	6
<b>Adventist Retirement Village - Victoria Pt</b>	Queensland	0	11	<6	n/p
<b>Arcare Helensvale St James</b>	Queensland	0	<6	0	<6
<b>Arcare Parkinson</b>	Queensland	0	28	10	38
<b>Arcare Seven Hills</b>	Queensland	0	<6	<6	<6
<b>Blue Care Bundaberg Riverlea Aged Care Facility</b>	Queensland	0	9	<6	n/p
<b>Blue Care Flinders View Nowlanvil Aged Care Facility</b>	Queensland	0	<6	0	<6
<b>Blue Care Gracemere Aged Care Facility</b>	Queensland	0	23	10	33
<b>Bolton Clarke Chelsea</b>	Queensland	0	<6	<6	<6
<b>Bolton Clarke Fernhill</b>	Queensland	0	<6	0	<6
<b>Bolton Clarke Inverpine</b>	Queensland	0	0	<6	<6
<b>Bolton Clarke Keperra Sanctuary</b>	Queensland	0	<6	0	<6
<b>Bolton Clarke Moreton Shores</b>	Queensland	0	7	<6	n/p
<b>Bolton Clarke Talbarra</b>	Queensland	0	7	<6	n/p
<b>Caloundra Place Care Community</b>	Queensland	0	6	<6	n/p
<b>Calvary Gympie Views</b>	Queensland	0	<6	<6	<6
<b>Carseldine Greens Care Community</b>	Queensland	<6	21	<6	n/p
<b>Churches of Christ Brig-o-doon Aged Care Service</b>	Queensland	0	<6	<6	6
<b>Churches of Christ Fair Haven Aged Care Service Maryborough</b>	Queensland	0	<6	0	<6
<b>Estia Health Maroochydore</b>	Queensland	0	12	<6	n/p
<b>Estia Health Mount Coolum</b>	Queensland	0	21	6	27
<b>Estia Health Mudgeeraba</b>	Queensland	0	0	<6	<6

Service Name	State	Resident Deaths	Resident Cases	Staff Cases	Total Cases
<b>Estia Health Pacific Paradise</b>	Queensland	0	<6	<6	<6
<b>Francis Of Assisi Home</b>	Queensland	0	14	<6	n/p
<b>Infinite Care Ashmore</b>	Queensland	0	10	<6	n/p
<b>Kabara Aged Care</b>	Queensland	<6	18	15	33
<b>Kaloma Home for the Aged</b>	Queensland	0	<6	<6	6
<b>Kerrisdale Gardens</b>	Queensland	0	0	<6	<6
<b>Lutheran Services - Zion</b>	Queensland	0	<6	0	<6
<b>Oxley Grove Care Community</b>	Queensland	0	7	10	17
<b>Ozcare Villa Vincent</b>	Queensland	0	<6	<6	<6
<b>Palm Lake Care Mt Warren Park</b>	Queensland	0	<6	<6	<6
<b>Regis Aspley</b>	Queensland	0	8	<6	n/p
<b>Regis Chelmer</b>	Queensland	0	<6	0	<6
<b>Regis Greenbank</b>	Queensland	0	<6	0	<6
<b>Regis Home Hill</b>	Queensland	0	22	<6	n/p
<b>Regis Magnolia</b>	Queensland	0	15	<6	n/p
<b>Regis Whitfield</b>	Queensland	0	<6	0	<6
<b>The Good Shepherd Nursing Home</b>	Queensland	0	10	9	19
<b>ACH Group Residential Care - Highercombe</b>	South Australia	0	11	<6	n/p
<b>ACH Group Residential Care - Perry Park (high care)</b>	South Australia	0	<6	0	<6
<b>AnglicareSA Elizabeth East</b>	South Australia	0	7	<6	n/p
<b>Calvary Oaklands</b>	South Australia	0	7	<6	n/p
<b>Eldercare The Lodge</b>	South Australia	0	<6	<6	<6
<b>Estia Health Aberfoyle Park</b>	South Australia	0	8	<6	n/p
<b>Estia Health Golden Grove</b>	South Australia	0	<6	0	<6
<b>Estia Health Myrtle Bank</b>	South Australia	0	<6	<6	<6
<b>Glen Osmond Grove Care Community</b>	South Australia	0	8	<6	n/p

Service Name	State	Resident Deaths	Resident Cases	Staff Cases	Total Cases
Helping Hand Aged Care - Parafield Gardens	South Australia	0	15	7	22
Kalyra Woodcroft Aged Care	South Australia	0	10	<6	n/p
Para Hills Residential Care	South Australia	0	16	<6	n/p
Parkview Aged Care	South Australia	0	<6	0	<6
Resthaven Leabrook	South Australia	0	28	<6	n/p
Resthaven Malvern	South Australia	0	<6	<6	<6
Resthaven Paradise	South Australia	0	<6	<6	<6
Resthaven Port Elliot	South Australia	0	<6	0	<6
St Anna's Residential Care Facility	South Australia	0	<6	<6	7
The Philip Kennedy Centre Residential Care	South Australia	0	52	7	59
The Pines Lodge Residential Care	South Australia	0	<6	<6	7
War Veterans Home Myrtle Bank	South Australia	0	<6	0	<6
Coroneagh Park	Tasmania	0	10	10	20
Hawthorn Village	Tasmania	0	<6	0	<6
Kanangra Hostel	Tasmania	0	<6	<6	<6
Mary Ogilvy Home (B)	Tasmania	0	9	7	16
Allanvale Private Nursing Home	Victoria	0	7	0	7
Arcare Caulfield	Victoria	0	19	0	19
Arcare Cheltenham	Victoria	0	<6	0	<6
Baptcare - Northaven Community	Victoria	0	<6	0	<6
Baptcare Abbey Gardens Community	Victoria	0	29	6	35
BlueCross Chelsea Manor	Victoria	0	6	0	6
BlueCross Glengowrie	Victoria	0	12	10	22
BlueCross Grossard Court	Victoria	0	9	0	9
BlueCross Scotchmans Creek	Victoria	0	<6	0	<6
BlueCross Tarralla	Victoria	<6	14	<6	n/p

Service Name	State	Resident Deaths	Resident Cases	Staff Cases	Total Cases
<b>Bolton Clarke Lilydale</b>	Victoria	0	<6	<6	6
<b>Boort District Health Low Care</b>	Victoria	0	7	6	13
<b>Bupa Bellarine Lakes</b>	Victoria	0	<6	<6	6
<b>Bupa Bendigo</b>	Victoria	0	25	17	42
<b>Bupa Echuca</b>	Victoria	0	7	6	13
<b>Bupa Portland</b>	Victoria	0	<6	<6	<6
<b>Bupa Templestowe</b>	Victoria	0	7	7	14
<b>Bupa Wodonga</b>	Victoria	0	8	9	17
<b>Calvary Kelaston</b>	Victoria	0	<6	<6	6
<b>Calvary Mirridong</b>	Victoria	0	<6	<6	7
<b>Campbell Place</b>	Victoria	0	<6	0	<6
<b>Chaffey Aged Care</b>	Victoria	0	12	7	19
<b>Cooinda Village Inc</b>	Victoria	0	<6	<6	<6
<b>Darlingford Upper Goulburn Nursing Home</b>	Victoria	0	<6	<6	7
<b>Elizabeth Gardens Burwood</b>	Victoria	0	13	<6	n/p
<b>Ferndale Gardens Aged Care Services</b>	Victoria	0	6	0	6
<b>Forest Lodge Residential Aged Care</b>	Victoria	0	23	0	23
<b>Glanville Village</b>	Victoria	0	<6	<6	8
<b>Grandview Lodge</b>	Victoria	0	<6	0	<6
<b>Holloway Aged Care Services</b>	Victoria	0	<6	0	<6
<b>Ian Brand Residential Care</b>	Victoria	<6	17	7	24
<b>Jewish Care (Vic) Inc. Residential Homes, Windsor</b>	Victoria	0	<6	<6	8
<b>John Curtin Aged Care</b>	Victoria	0	11	<6	n/p
<b>Karingal Seymour</b>	Victoria	0	9	<6	n/p
<b>Killara Hostel</b>	Victoria	0	<6	0	<6
<b>Macpherson Smith Residential Care</b>	Victoria	0	<6	6	n/p

Service Name	State	Resident Deaths	Resident Cases	Staff Cases	Total Cases
Maculata Place	Victoria	0	<6	<6	8
Merv Irvine Nursing Home	Victoria	0	<6	<6	7
Mt Eliza Gardens Aged Care	Victoria	0	15	<6	n/p
Noble Manor Residential Aged Care	Victoria	0	15	0	15
Oasis Aged Care	Victoria	<6	21	8	29
Outlook Gardens Aged Care	Victoria	0	8	<6	n/p
Regis Cranbourne	Victoria	0	8	0	8
Royal Freemasons Footscray	Victoria	0	10	<6	n/p
St Vincent's Care Services Hawthorn	Victoria	0	<6	<6	6
Tabulam & Templer Home for the Aged	Victoria	0	<6	<6	<6
Templestowe Grove Care Community	Victoria	0	<6	0	<6
Trinity Manor Greensborough	Victoria	0	<6	0	<6
Uniting AgeWell Kalkee Nangatta	Victoria	0	<6	<6	<6
Uniting AgeWell Noble Park	Victoria	0	13	<6	n/p
Vasey RSL Care Frankston South	Victoria	0	<6	0	<6
Victorian Croatian Aged Care Services Inc	Victoria	0	28	23	51
Villa Maria Catholic Homes Berwick Aged Care Residence	Victoria	0	<6	0	<6
Village Glen Aged Care Residences - Capel Sound	Victoria	0	12	<6	n/p
Warramunda Village Hostel	Victoria	0	<6	<6	n/p
Waverley Valley Care Community	Victoria	0	8	<6	n/p
Aegis Balmoral	Western Australia	0	6	<6	n/p
Aegis Banksia Park	Western Australia	0	11	<6	n/p
Aegis Hilton Park	Western Australia	0	<6	11	n/p
Aegis Karalee	Western Australia	0	<6	0	<6
Aegis Shoreline	Western Australia	0	<6	<6	<6
Aegis Stirling	Western Australia	0	<6	0	<6

Service Name	State	Resident Deaths	Resident Cases	Staff Cases	Total Cases
<b>Aegis Woodlake</b>	Western Australia	0	9	<6	n/p
<b>Baptistcare Graceford</b>	Western Australia	0	8	<6	n/p
<b>Baptistcare William Carey Court</b>	Western Australia	0	12	6	18
<b>Bunbury Gardens Care Community</b>	Western Australia	0	16	6	22
<b>Capecare Dunsborough</b>	Western Australia	0	<6	0	<6
<b>Guildford Village</b>	Western Australia	0	13	<6	n/p
<b>Juniper Chrystal Halliday</b>	Western Australia	0	30	<6	n/p
<b>Juniper Elimatta</b>	Western Australia	0	9	<6	n/p
<b>Juniper Hillcrest</b>	Western Australia	0	<6	<6	7
<b>Mercy Place Mandurah</b>	Western Australia	0	<6	<6	<6
<b>MercyCare Wembley Catherine McAuley</b>	Western Australia	0	<6	0	<6
<b>Mosman Park Care Centre</b>	Western Australia	0	22	<6	n/p
<b>MYVISTA Balcatta</b>	Western Australia	0	<6	0	<6
<b>Pemberton MPS</b>	Western Australia	0	<6	<6	<6
<b>Regis Como</b>	Western Australia	0	16	<6	n/p
<b>Regis North Fremantle</b>	Western Australia	0	<6	0	<6
<b>Regis Port Coogee</b>	Western Australia	0	<6	0	<6
<b>Sister Mary Glowrey Residential Care</b>	Western Australia	0	13	<6	n/p
<b>St Vincent's Aged Care</b>	Western Australia	<6	6	<6	n/p
<b>SwanCare Kingia/Tandara</b>	Western Australia	0	21	7	28
<b>ValleyView Residence</b>	Western Australia	0	8	7	15