

North Coast



PHN Fact sheet 2024

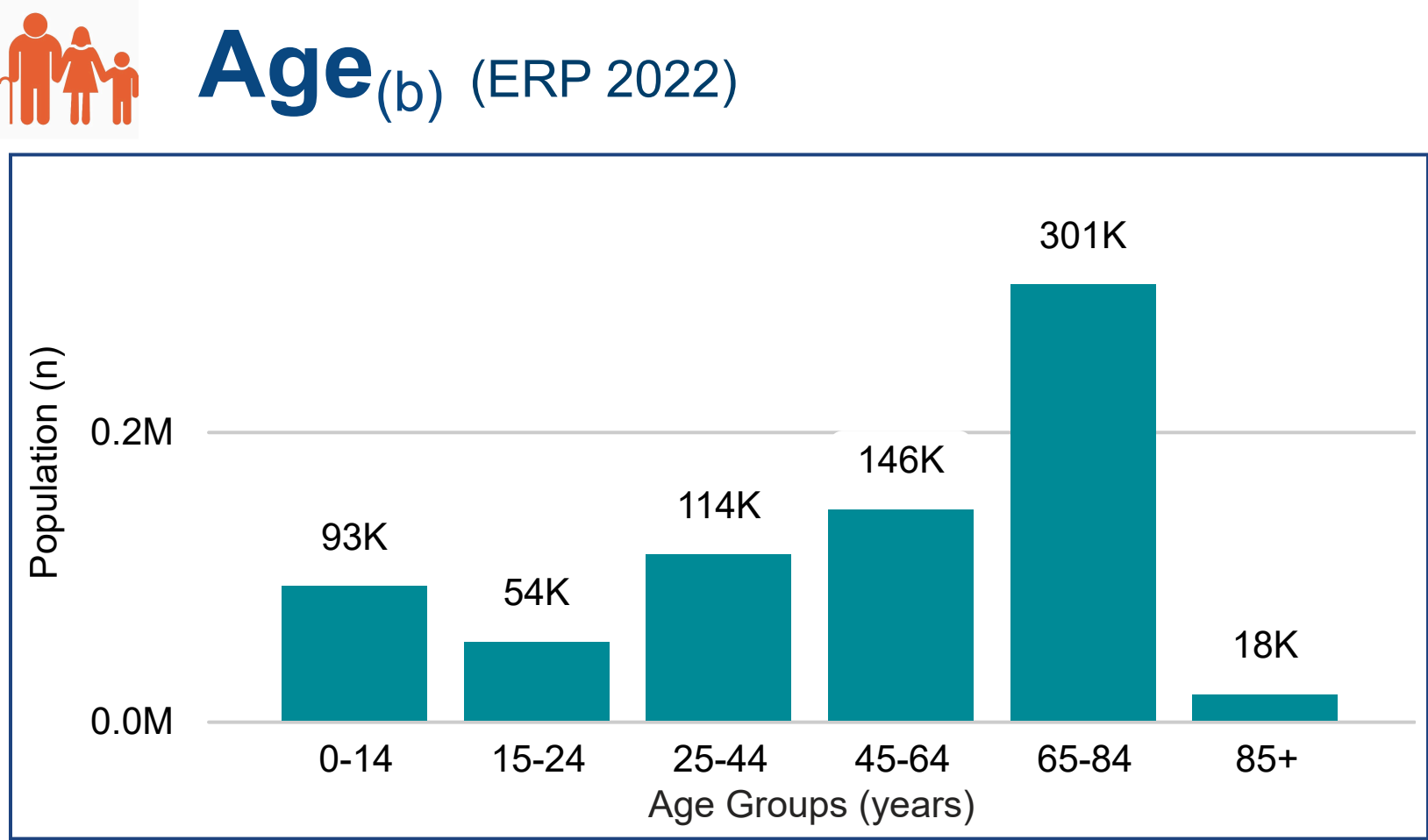
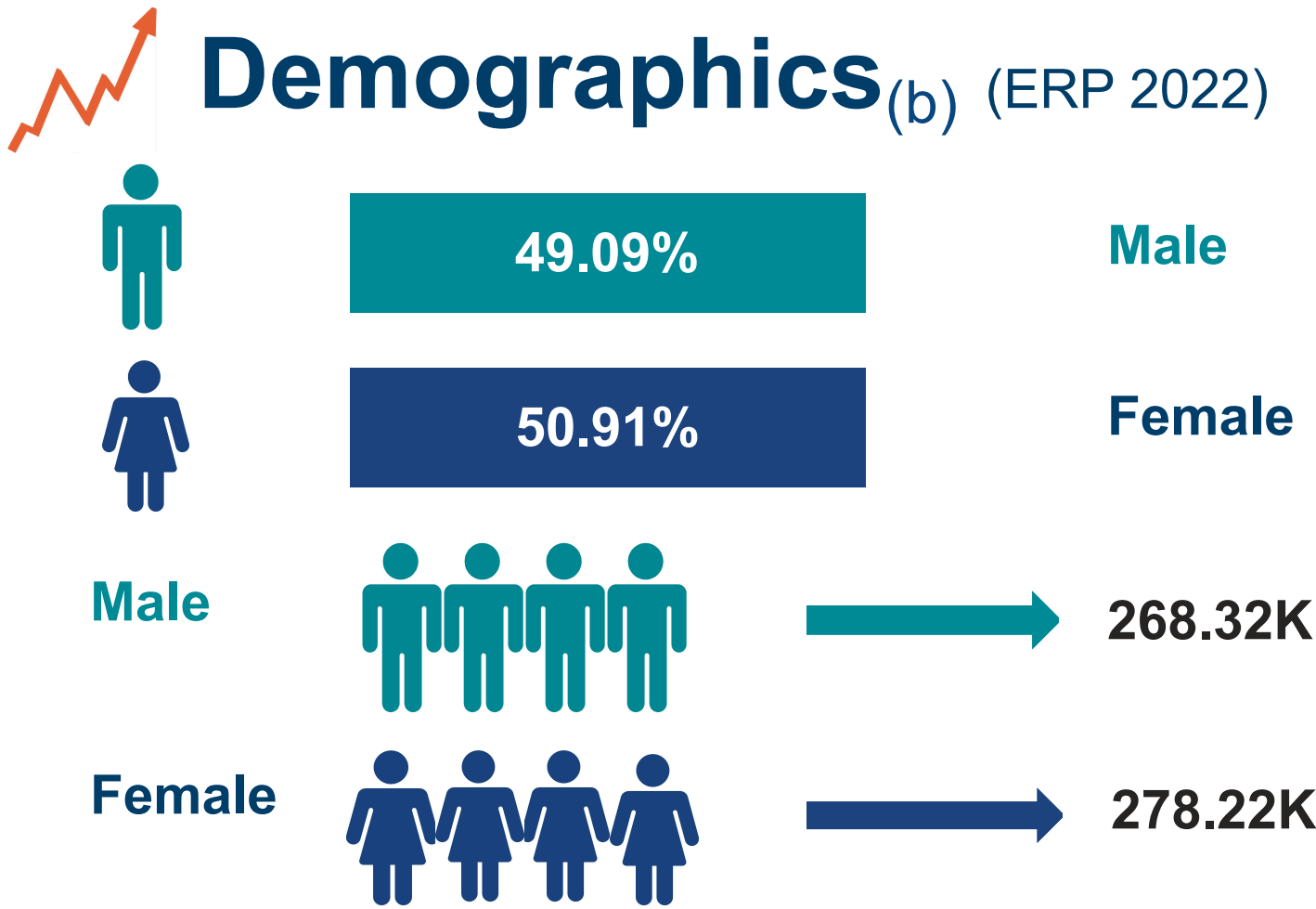
Snapshot^(b)

Total Population (ERP 2022):	546.55K
First Nations People (ERP 2022):	38.79K
Total Population Growth (2016 - 2022):	6.54%
Population Aged 65+ (ERP 2022):	318.75K
Population Growth Aged 65+ (2016 - 2022):	19.49%
Area Square kilometers:	32.05K

Key Information

Need for Assistance ^(a)		Unemployment Rate ^(b)	
7.47%		3.22%	
English Proficiency ^(a)			
Not at all		0.17%	
Not well		0.44%	





Map (2022)



Source: a - Australian Bureau of Statistics - Census of Population and Housing 2021 | b - PHIDU Social Health Atlas of Australia Data by Primary Health Network Dec 2023

ERP: Estimated Resident Population | **Need for Assistance:** [Core activity need for assistance \(ASSNP\)](#) | **English Proficiency:** [Proficiency in spoken English \(ENGLP\)](#) | [Australian Bureau of Statistics \(abs.gov.au\)](#)

Data has been obtained from a range of publicly available sources, and DoHAC does not take responsibility for data quality. **Last Updated:** May 2024