



COVID-19 outbreaks in Australian residential aged care homes

National snapshot

As at 8:00 am 7 November 2024, there are 973 active COVID-19 cases reported in 178 active outbreaks in residential aged care homes (RACHs) across Australia. There have been 94 new outbreaks, 6 new resident deaths and 939 combined new resident and staff cases reported since 31 October 2024.

Table 1: Aged Care COVID-19 data as at 8.00am 7 November 2024¹

Category	Active ²	Change in active (7 days)	Cumulative Total	Cumulative increase (7 days)
Outbreaks ³	178	27	23,486	94
RACHs affected	178	27	2,898	0
Resident cases ⁴	770	111	227,984	708
Resident deaths	N/A	N/A	7,114	6
Staff cases	203	-32	122,277	231

Residential aged care homes with active outbreaks are included in [Appendix](#).

¹ Outbreak opening and closure includes changes in the status of exposure sites to outbreaks (and vice versa), which are applied retrospectively to facility records. New case information can also change the status of a recovered site back to an active outbreak site. As a result, changes in active outbreak status may not align with day-on-day variations to active totals. These adjustments will also affect the number of cases in staff and residents reported each week.

² Active residents and staff cases are the total currently positive cases in active outbreaks.

³ An outbreak is considered to be active pending advice from the relevant Public Health Unit. An outbreak is defined as at least 1 (one) positive case in a resident or 2+ cases in staff.

⁴ The Omicron outbreak start date has been redefined from late November 2021 to mid-December 2021. Changes have been made to align reporting with the start date of Omicron published in the department's external facing Epidemiology report.

Table 2: Overview of active outbreaks in Australia

	ACT	NSW	NT	QLD	SA	TAS	VIC	WA	Total
Total RACHs with outbreaks	4	42	0	31	16	6	61	18	178
Total number of active resident cases	9	183	0	93	78	29	317	61	770
Total number of active staff cases	8	33	0	42	9	11	79	21	203
Total outbreaks opened in previous 7 days	2	24	0	16	6	2	37	7	94
Total outbreaks closed in previous 7 days	0	25	0	13	6	1	22	2	69

Figure 1: National outbreak trends in aged care

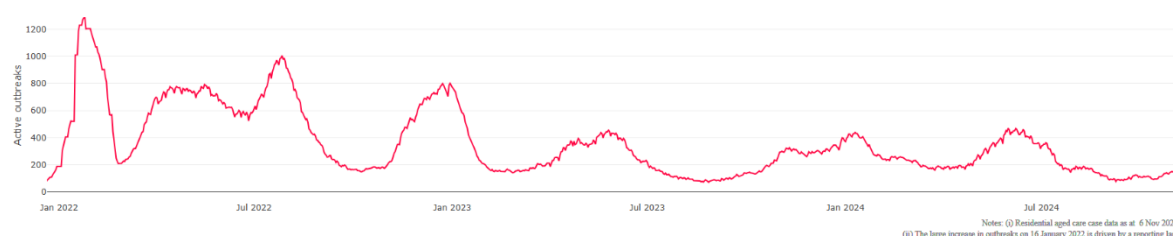
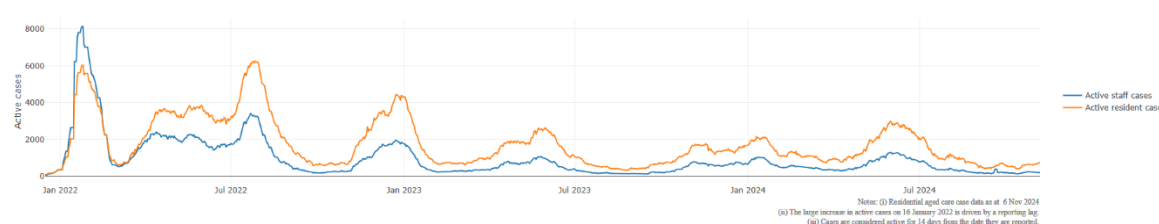


Figure 2: Trends in aged care cases – December 2021 to present



Mortality

For the period of 1 July 2024 to 2 November 2024, COVID-19 is recorded as the cause of death in 1.6% of all deaths in permanent residents in aged care homes.

Since the beginning of the Omicron outbreak in mid-December⁵ 2021, there have been 173,361 deaths in residential aged care from all causes (report period from 15 December 2021 to 2 November 2024)⁶. COVID-19 deaths account for 3.6% of this figure.

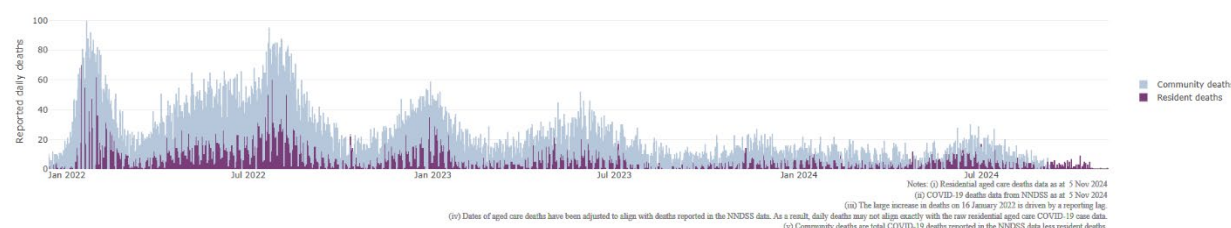
There has been a decrease year on year for the rate of case fatality⁷, from a 33% case fatality rate in resident COVID-19 cases in 2020 to 3.3% in 2022 and 1.8% in 2024.

Over the course of the pandemic, all-cause excess mortality in residential aged care was below expected numbers in 2020, and within expected range in 2021. In the first half of 2022, all-cause excess mortality in residential aged care was above the expected range. Excess mortality for the second half of the 2022 is yet to be finalised.

⁶ The department is now accessing aged care deaths data from the SIEBEL dataset. Figures are live and subject to change. Source: Department of Health and Aged Care unpublished data / SIEBEL dataset.

⁷ Case fatality calculated as total reported resident COVID-19 deaths divided by total resident COVID-19 cases.

Figure 3: COVID-19 deaths in RACHs overlaid with community deaths



Workforce in active residential aged care outbreaks

As at 6 November 2024, surge workforce providers report a total of 199,262 shifts delivered in aged care services impacted by COVID-19. These shifts include roles for GPs, nurses, care workers, allied health workers, executive and ancillary staff. In the past week surge workforce providers have reported assisting 6 residential aged care homes and filled 182 shifts in aged care services.

Table 3: Workforce resources supplied to RACHs

Workforce provider	Total shifts	Previous 7 days
Aspen Medical ⁸	32,571	108
HealthX ⁹	36,979	64
Randstad ¹⁰	968	10
Previous contracted providers ¹¹	128,744	N/A
Total	199,262	182

⁸Aspen Medical shift data as at 6 November 2024, reported fortnightly.

⁹HealthX shift data as at 6 November 2024, reported weekly.

¹⁰Randstad shift data as at 6 November 2024, reported weekly.

¹¹Previous contracted providers include RCSA, HealthCare Australia, Mable and Torrens.

Oral antiviral treatments

Distribution of the oral anti-viral Lagevrio (Molnupiravir) commenced on 6 February 2022 to all RACHs with outbreak sites prioritised for delivery. The National Medical Stockpile has deployed 48,269 treatment courses of Lagevrio (Molnupiravir) to RACHs.

140,970 prescriptions for Lagevrio (Molnupiravir) have been issued to residents in RACHs, with a further 19,025 prescriptions for Paxlovid (nirmatrelvir + ritonavir) also issued since 28 February 2022 and up to 31 October 2024.

**Note: Oral antiviral data is only being updated monthly.*

Vaccination in RACHs

On 29 February 2024, recommendations for 2024 COVID-19 vaccinations were released. Recommended doses for the program in 2024 are based on an individual's age and level of severe immunocompromise.

In 2024, those aged 75 years and over are recommended to get a COVID-19 vaccine dose every 6 months. Those aged over 65 years of age, and adults with severe immunocompromise are recommended to receive a COVID-19 vaccine dose every 12 months and are eligible to receive a COVID-19 vaccine dose every 6 months based on individual risk-benefit assessments. All other adults can receive a single dose this year.

Recommendations can be found on the Department of Health and Aged Care (department) website at: <https://www.health.gov.au/our-work/covid-19-vaccines/getting-your-vaccination/booster-doses>.

People are encouraged to seek vaccination advice from their healthcare providers, specific to their circumstances.

People living in residential aged care are a high priority for the Government's COVID-19 vaccination program.

Older age remains the biggest risk factor for severe COVID-19 disease. Vaccination offers added protection to help reduce the risk of severe illness or hospitalisation of aged care residents.

The department is working with both the aged care and primary care sectors to ensure residents have access to the COVID-19 vaccine. The department continues to target support for RACHs to arrange COVID-19 vaccinations with local primary care providers such as GPs, community pharmacists and Aboriginal Community Controlled Health Services.

As at 6 November 2024:

- 72.7% of aged care residents have received a booster dose in the last 12 months.
- For residents over the age of 75:
 - 89,955 (54.2%) aged care residents received a booster dose in the last 6 months.
- 7,951 aged care residents have received a vaccination in the last 28 days (compared to 8,518 in the 28 days prior).

Table 4: Aged care COVID-19 Booster Doses (data as at 6 November 2024)

Jurisdiction	75+ with booster in last 6 months	
	Residents vaccinated	% of residents vaccinated
National	89,955	54.2%
NSW	28,911	54.2%
VIC	24,544	57.0%
QLD	16,978	50.9%
WA	8,334	53.6%
SA	7,856	54.2%
TAS	1,849	49.9%
ACT	1,248	58.1%
NT	235	62.5%

Data in this report is sourced from Australian Immunisation Register (AIR) data of residents in permanent residential aged care homes.

An updated data methodology was implemented on 17 October 2024. Aged Care AIR data as at 6 November 2024; Matched AIR data uses a snapshot of permanent residents in residential aged care homes as at 31 August 2024. The Residential Aged Care Home (RACH) Recipient ID to Medicare PIN linkage file was loaded into Health Enterprise Data Warehouse on 23 September 2024 which linked Medicare Consumer Directory data as at 11 October 2023 and RACH recipient data as at 31 May 2024.

Note: Booster doses in this report refer to any dose 2 or above administered to an individual.

Infection control and audit

The Aged Care Quality and Safety Commission (Commission) conducts site audits and assessment contacts (site and non-site) to monitor and assess residential aged care services against the Aged Care Quality Standards (see Table 5 below). This may include conducting infection control monitoring (ICM) spot checks.

An ICM spot check involves an on-site visit to residential aged care services, without an outbreak, to observe infection control practices, to ensure that staff, management, and visitors are adhering to safe personal protective equipment protocols and to safe infection control arrangements, as required under the Quality Standards.

As at 7 November 2024, the Commission had conducted 6,068 ICM spot checks to observe infection control practices and PPE protocols in RACHs.

Table 5: Total quality assessment and monitoring activities with residential services (including IPC), by type and month 1 March 2020 to 7 November 2024

Regulatory Activities	2019-20 (1 Mar - 30 Jun 2020)	2020-21	2021-22	2022-23	2023-24	2024-25 (to 7 Nov 2024)	Total
Site visits	318	3,452	1,732	3,814	2,840	871	13,027
Non-site activities	3,704	8,396	6,665	1,413	487	189	20,854
Total activities	4,022	11,848	8,397	5,227	3,327	1,060	33,881

Appendix: National residential aged care homes (RACHs) with active outbreaks COVID-19

Please note, information reported in this table has been directly reported to the department by RACHs.

'Total cases' refers to all staff and resident cases associated with the active outbreak and may not reflect the count of currently active cases.

Where numbers have been incorrectly reported, RACHs are able to correct these in the COVID-19 Support Portal through My Aged Care.

Where a RACH is reporting less than six resident or staff cases or less than six deaths, data has been suppressed to protect the privacy of affected individuals (note that "n/p" indicates data is not provided to protect privacy).

Data below for individual services is as at 7 November 2024.

Service Name	State	Resident Deaths	Resident Cases	Staff Cases	Total Cases
Calvary Haydon Retirement Community	Australian Capital Territory	0	7	<6	n/p
Mountain View Aged Care Plus Centre	Australian Capital Territory	0	8	<6	n/p
RFBI Holt Masonic Village	Australian Capital Territory	0	9	<6	n/p
Villaggio Sant Antonio Hostel	Australian Capital Territory	0	<6	<6	<6
Abel Tasman Village	New South Wales	0	7	0	7
Anglicare Dorothy Boyt House	New South Wales	0	<6	0	<6
Anglicare Dudley Foord House	New South Wales	0	<6	0	<6
Anglicare Farrer Brown Court	New South Wales	0	<6	0	<6
Anglicare Newmarch House	New South Wales	0	9	<6	n/p
Anglicare Warrina Residential Care	New South Wales	<6	12	<6	n/p
Aurum Erina	New South Wales	0	18	<6	n/p
BaptistCare Orana Centre	New South Wales	0	13	11	24
Bolton Clarke Bayside (PKA - Bayside Residential Aged Care Facility)	New South Wales	0	16	<6	n/p
Bolton Clarke Beechwood (PKA - Beechwood Aged Care)	New South Wales	<6	14	<6	n/p
Bolton Clarke Pendle Hill	New South Wales	0	<6	0	<6
Bolton Clarke Rosemore	New South Wales	0	<6	0	<6
Bolton Clarke Willowdale	New South Wales	0	<6	0	<6
Bowral House Nursing Home	New South Wales	0	<6	0	<6
Calvary Cessnock Retirement Community	New South Wales	0	<6	0	<6
Catholic Healthcare Jemalong Residential Village	New South Wales	0	<6	<6	<6

Service Name	State	Resident Deaths	Resident Cases	Staff Cases	Total Cases
Catholic Healthcare Lewisham Retirement Hostel	New South Wales	0	<6	0	<6
Catholic Healthcare St Francis Aged Care	New South Wales	0	<6	<6	7
Chamberlain Gardens Aged Care	New South Wales	0	<6	0	<6
Cheltenham House Aged Care Facility	New South Wales	0	13	<6	n/p
Chiswick Manor Care Community	New South Wales	0	<6	0	<6
Denhams Beach Care Community	New South Wales	0	<6	0	<6
Dubbo Homestead Care Community	New South Wales	0	7	<6	n/p
Durham Green Lodge Memory Care	New South Wales	0	<6	<6	6
Estia Health Albury	New South Wales	0	<6	0	<6
Estia Health Bankstown	New South Wales	0	<6	<6	6
Gillawarna Village	New South Wales	0	10	0	10
Hill View House Aged Care Facility	New South Wales	0	<6	0	<6
John Goodlet Manor	New South Wales	0	<6	0	<6
Kurrajong & District Community Nursing Home	New South Wales	0	<6	0	<6
Naroo Frail Aged Hostel	New South Wales	0	15	13	28
Paling Court Residential Aged Care	New South Wales	0	<6	0	<6
Pathways Sailors Bay	New South Wales	0	6	0	6
Patrick Bugden VC Gardens	New South Wales	0	<6	<6	<6
Regis Port Stephens	New South Wales	0	<6	<6	<6
Russian Relief Association of St Sergius of Radonezh	New South Wales	<6	47	11	58
St Vincent's Care Services Bronte	New South Wales	0	<6	0	<6
Uniting Banks Lodge Peakhurst	New South Wales	0	<6	<6	<6
Uniting Osborne Nowra	New South Wales	0	<6	0	<6
Uniting Quong Tart Ashfield	New South Wales	0	<6	0	<6
Uniting St Columba's Lane Cove	New South Wales	<6	7	<6	n/p
Woollahra Montefiore Home	New South Wales	0	<6	<6	<6
Arcare Helensvale St James	Queensland	0	<6	0	<6

Service Name	State	Resident Deaths	Resident Cases	Staff Cases	Total Cases
Arcare Parkwood	Queensland	0	<6	<6	<6
Arcare Slacks Creek	Queensland	0	8	<6	n/p
Blue Care Arundel Woodlands Lodge Aged Care Facility	Queensland	0	<6	0	<6
Blue Care Bundaberg Riverlea Aged Care Facility	Queensland	0	<6	<6	<6
Bolton Clarke Cazna Gardens	Queensland	0	<6	<6	<6
Bolton Clarke Cunningham Villas	Queensland	0	9	7	16
Bolton Clarke Farnorha	Queensland	0	<6	<6	<6
Bolton Clarke Inverpine	Queensland	0	<6	0	<6
Bolton Clarke Milford Grange	Queensland	0	<6	<6	<6
Bolton Clarke The Terraces	Queensland	0	<6	0	<6
Bolton Clarke Westhaven	Queensland	0	<6	0	<6
Cooinda House	Queensland	0	<6	<6	<6
Dr E A F McDonald Nursing Home	Queensland	0	<6	<6	8
Kabara Aged Care	Queensland	0	<6	<6	<6
Lutheran Services - Trinder Park	Queensland	0	<6	<6	6
MiCare Prins Willem Alexander Lodge	Queensland	0	<6	0	<6
North Lakes Terrace Care Community	Queensland	0	12	<6	n/p
Ozcare Bakhita Villa Aged Care Facility	Queensland	0	6	<6	n/p
Ozcare Innisfail	Queensland	0	<6	<6	<6
Palm Lake Care Bargara	Queensland	0	<6	0	<6
Palmwoods Care Centre	Queensland	0	<6	<6	<6
Regis Ayr	Queensland	<6	16	13	29
Regis Redlynch	Queensland	0	<6	<6	6
Regis Wynnum	Queensland	0	6	<6	n/p
Southern Cross Care Holland Park - Duhig Village	Queensland	0	<6	6	n/p
St Paul de Chartres Residential Aged Care	Queensland	0	13	12	25
St Vincent's Care Services Bardonia	Queensland	0	<6	<6	<6

Service Name	State	Resident Deaths	Resident Cases	Staff Cases	Total Cases
St Vincent's Care Services Mitchelton	Queensland	0	7	<6	n/p
Villa Maria Centre	Queensland	0	<6	<6	<6
Westhaven Nursing Home	Queensland	0	<6	<6	<6
ACH Group Residential Care - Perry Park (high care)	South Australia	0	<6	0	<6
ACH Group Residential Care - ViTA	South Australia	0	13	<6	n/p
AnglicareSA Westbourne Park	South Australia	0	<6	0	<6
Calvary Brighton	South Australia	0	<6	0	<6
Helping Hand Aged Care - Rotary House	South Australia	0	<6	0	<6
Regis Burnside	South Australia	0	<6	0	<6
Resthaven Mitcham	South Australia	0	36	<6	n/p
Resthaven Westbourne Park	South Australia	0	6	0	6
Riverview Lutheran Rest Home	South Australia	0	<6	<6	7
Rose Court Aged Care Facility	South Australia	0	<6	<6	<6
Sheoak Lodge	South Australia	0	11	6	17
The House of Saint Hilarion	South Australia	0	<6	0	<6
The Philip Kennedy Centre Residential Care	South Australia	0	10	<6	n/p
The Pines Lodge Residential Care	South Australia	0	13	<6	n/p
Villa St Hilarion-Fulham	South Australia	0	<6	0	<6
West Beach Residential Care	South Australia	0	<6	0	<6
Bishop Davies Court	Tasmania	<6	14	<6	n/p
Fred French	Tasmania	0	9	<6	n/p
Melaleuca Home For The Aged	Tasmania	0	<6	<6	6
Rivulet	Tasmania	0	9	<6	n/p
Tyler Village	Tasmania	0	7	6	13
Uniting AgeWell Ningana	Tasmania	0	19	11	30
AdventCare Whitehorse	Victoria	0	<6	<6	<6
Arcare Malvern East	Victoria	0	<6	0	<6

Service Name	State	Resident Deaths	Resident Cases	Staff Cases	Total Cases
Beechworth Health Service Residential Care Program	Victoria	0	<6	0	<6
Bethel Aged Care	Victoria	0	11	<6	n/p
BlueCross Grossard Court	Victoria	0	8	0	8
BlueCross Ivanhoe	Victoria	0	<6	0	<6
BlueCross Livingstone Gardens	Victoria	0	<6	<6	8
BlueCross The Mews	Victoria	0	<6	0	<6
Bolga Court Hostel	Victoria	0	<6	8	n/p
Bolton Clarke Claremont Terrace	Victoria	0	<6	0	<6
Bolton Clarke Newmans on the Park	Victoria	0	<6	<6	6
Bolton Clarke Tannoch Brae	Victoria	0	<6	<6	<6
Bolton Clarke Templestowe Manor	Victoria	0	<6	0	<6
Bolton Clarke The Ashley	Victoria	0	15	0	15
Bupa Berwick	Victoria	0	15	<6	n/p
Bupa Clayton	Victoria	<6	22	<6	n/p
Bupa Mildura	Victoria	0	<6	0	<6
Calvary Cordelia Grove	Victoria	0	10	<6	n/p
Calvary Elanora	Victoria	0	<6	0	<6
Calvary Goonawarra	Victoria	0	<6	0	<6
Calvary Huntly Suites	Victoria	0	<6	0	<6
Calvary Roccoco	Victoria	0	<6	0	<6
Calvary St Judes	Victoria	0	10	<6	n/p
Calvary Strzelecki House	Victoria	0	<6	0	<6
Calvary Vonlea Manor	Victoria	0	19	9	28
Campbell Place	Victoria	0	<6	0	<6
CCSCI - On Luck Chinese Nursing Home	Victoria	0	23	6	29
Coptic Hostel	Victoria	<6	18	<6	n/p
Corangamarah	Victoria	0	23	14	37

Service Name	State	Resident Deaths	Resident Cases	Staff Cases	Total Cases
Diamond Creek Care Community	Victoria	0	10	6	16
Donwood Nursing Home	Victoria	0	<6	0	<6
Estia Health Grovedale	Victoria	0	<6	<6	<6
Estia Health Leopold	Victoria	0	24	9	33
Estia Health Mount Clear	Victoria	<6	29	<6	n/p
Estia Health Wodonga	Victoria	0	<6	<6	6
Estia Health Yarra Valley	Victoria	0	22	10	32
mecwacare Susan Barton House	Victoria	0	25	<6	n/p
Mercy Place Montrose	Victoria	0	<6	7	n/p
MiCare Avondrust Lodge	Victoria	0	21	<6	n/p
MiCare Margriet Manor	Victoria	0	8	<6	n/p
Mount View Aged Care Facility	Victoria	0	8	<6	n/p
Moyola Lodge Hostel	Victoria	0	<6	<6	<6
Murrenda Residential Aged Care Home	Victoria	0	13	<6	n/p
Nellie Melba Retirement Village	Victoria	0	<6	0	<6
Oasis Aged Care	Victoria	0	9	<6	n/p
Ottrey Lodge	Victoria	0	20	7	27
Park Lane Croydon	Victoria	0	8	8	16
Paynesville Gardens Care Community	Victoria	0	7	0	7
Peninsula Grange Aged Care	Victoria	0	6	<6	n/p
Racecourse Grange Residential Care	Victoria	0	<6	<6	<6
Regis Cranbourne	Victoria	0	7	0	7
Royal Freemasons Footscray	Victoria	0	0	<6	<6
Stretton Park Hostel	Victoria	0	<6	<6	6
The Alba Aged Care Suites	Victoria	0	<6	0	<6
Villa Maria Catholic Homes Berwick Aged Care Residence	Victoria	0	6	0	6
Villa Maria Catholic Homes Corpus Christi Aged Care Residence	Victoria	0	12	<6	n/p

Service Name	State	Resident Deaths	Resident Cases	Staff Cases	Total Cases
Villa Maria Catholic Homes Providence Aged Care Residence	Victoria	0	14	0	14
Villa Maria Catholic Homes St Bernadette's Aged Care Residence	Victoria	0	<6	0	<6
Village Baxter - Manor	Victoria	0	<6	<6	<6
Wantirna Views Care Community	Victoria	0	<6	0	<6
Westmont Homestead	Victoria	0	12	<6	n/p
Baptistcare Gracehaven	Western Australia	0	<6	0	<6
Bethanie Dalyellup	Western Australia	0	<6	0	<6
Brightwater Onslow Gardens	Western Australia	0	<6	0	<6
Brightwater Oxford Gardens	Western Australia	0	8	<6	n/p
Brightwater The Oaks	Western Australia	0	<6	0	<6
Castledare Retirement Village	Western Australia	0	<6	<6	<6
Dr Mary Surveyor Centre	Western Australia	0	6	<6	n/p
Esperance Aged Care Facility	Western Australia	0	28	34	62
Jeremiah Donovan House	Western Australia	0	13	<6	n/p
Juniper Hayloft	Western Australia	0	<6	<6	6
Juniper Trinity	Western Australia	0	<6	<6	<6
Margaret Hubery House	Western Australia	0	<6	0	<6
MercyCare Rockingham	Western Australia	0	<6	<6	<6
Michael Lee Centre	Western Australia	<6	13	<6	n/p
Murdoch Gardens Care Community	Western Australia	0	<6	<6	8
Regis Port Coogee	Western Australia	0	<6	0	<6
Rosewood Care West Perth	Western Australia	0	<6	<6	8
SwanCare Ningana	Western Australia	0	19	12	31