



COVID-19 outbreaks in Australian residential aged care homes

National snapshot

As at 8:00 am 28 November 2024, there are 1,377 active COVID-19 cases reported in 237 active outbreaks in residential aged care homes (RACHs) across Australia. There have been 133 new outbreaks, 21 new resident deaths and 1,313 combined new resident and staff cases reported since 21 November 2024.

Table 1: Aged Care COVID-19 data as at 8.00am 28 November 2024¹

Category	Active ²	Change in active (7 days)	Cumulative Total	Cumulative increase (7 days)
Outbreaks³	237	42	23,820	133
RACHs affected	237	42	2,900	1
Resident cases	1,016	19	230,726	957
Resident deaths	N/A	N/A	7,159	21
Staff cases	361	10	123,293	356

Residential aged care homes with active outbreaks are included in [Appendix](#).

Data collected from 31 March 2020 including retrospective data on outbreaks and cases from 18 February 2020.

Table 2: Overview of active outbreaks in Australia

	ACT	NSW	NT	QLD	SA	TAS	VIC	WA	Total
Total RACHs with outbreaks	3	52	2	28	22	9	95	26	237
Total number of active resident cases	6	210	22	110	118	40	389	121	1,016
Total number of active staff cases	1	60	8	40	26	21	165	40	361
Total outbreaks opened in previous 7 days	3	37	1	27	9	4	36	16	133
Total outbreaks closed in previous 7 days	4	20	0	14	6	4	33	6	87

¹ Outbreak opening and closure includes changes in the status of exposure sites to outbreaks (and vice versa), which are applied retrospectively to facility records. New case information can also change the status of a recovered site back to an active outbreak site. As a result, changes in active outbreak status may not align with day-on-day variations to active totals. These adjustments will also affect the number of cases in staff and residents reported each week.

² Active residents and staff cases are the total currently positive cases in active outbreaks.

³ An outbreak is considered to be active pending advice from the relevant Public Health Unit. An outbreak is defined as at least 1 (one) positive case in a resident or 2+ cases in staff.

Figure 1: National outbreak trends in aged care – December 2021 to present

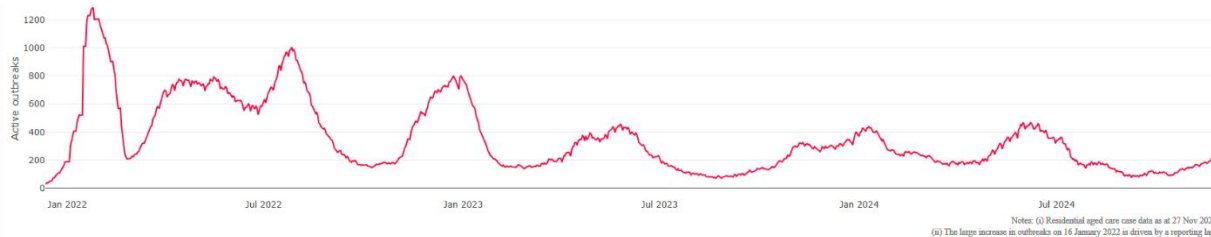
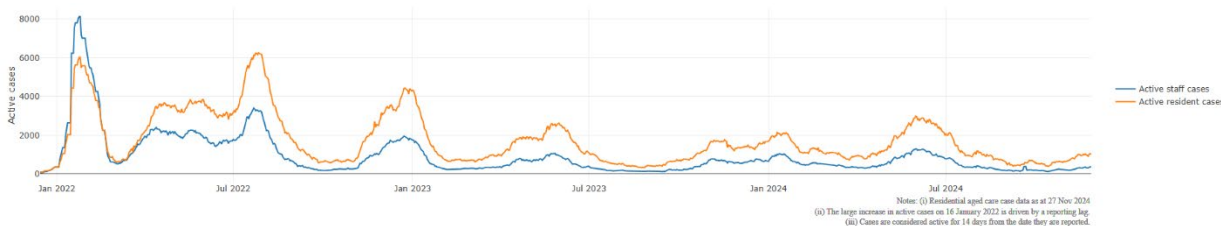


Figure 2: Trends in aged care cases – December 2021 to present



Mortality

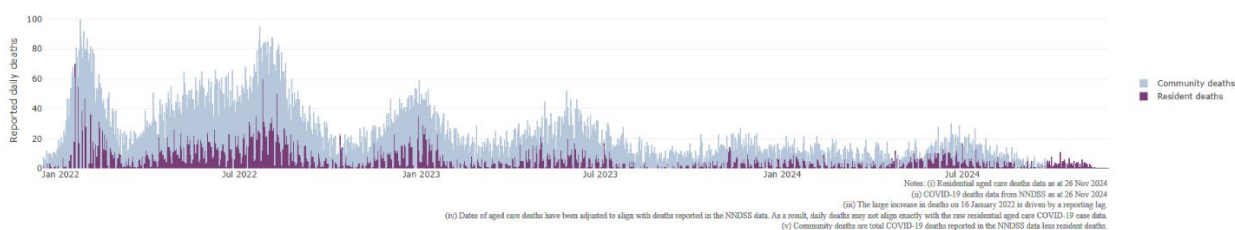
For the period of 1 January 2024 to 20 November 2024, COVID-19 is recorded as the cause of death in 1.9% of all deaths in permanent residents in aged care homes.

Since the beginning of the Omicron outbreak in mid-December⁴ 2021, there have been 175,656 deaths in residential aged care from all causes (report period from 15 December 2021 to 20 November 2024)⁵. COVID-19 deaths account for 3.6% of this figure.

There has been a decrease year on year for the rate of case fatality⁶, from a 33% case fatality rate in resident COVID-19 cases in 2020 to 3.3% in 2022 and 1.8% in 2024.

Over the course of the pandemic, all-cause excess mortality in residential aged care was below expected numbers in 2020, and within expected range in 2021. In the first half of 2022, all-cause excess mortality in residential aged care was above the expected range. Excess mortality for the second half of the 2022 is yet to be finalised.

Figure 3: COVID-19 deaths in RACHs overlaid with community deaths



⁴ The Omicron outbreak start date has been redefined from late November 2021 to mid-December 2021. Changes have been made to align reporting with the start date of Omicron published in the department's external facing Epidemiology report.

⁵ The department is now accessing aged care deaths data from the SIEBEL dataset. Figures are live and subject to change. Source: Department of Health and Aged Care unpublished data / SIEBEL dataset.

⁶ Case fatality calculated as total reported resident COVID-19 deaths divided by total resident COVID-19 cases.

Workforce in active residential aged care outbreaks

As at 27 November 2024, surge workforce providers report a total of 199,628 shifts delivered in aged care services impacted by COVID-19. These shifts include roles for GPs, nurses, care workers, allied health workers, executive and ancillary staff. In the past week surge workforce providers have reported assisting 4 residential aged care homes and filled 120 shifts in aged care services.

Table 3: Workforce resources supplied to RACHs

Workforce provider	Total shifts	Previous 7 days
Aspen Medical ⁸	32,777	45
HealthX ⁹	37,098	75
Randstad ¹⁰	1,009	0
Previous contracted providers ¹¹	128,744	N/A
Total	199,628	120

⁸Aspen Medical shift data as at 27 November 2024, reported fortnightly.

⁹HealthX shift data as at 27 November 2024, reported weekly.

¹⁰Randstad shift data as at 27 November 2024, reported weekly.

¹¹Previous contracted providers include RCSA, HealthCare Australia, Mable and Torrens.

Oral antiviral treatments

Distribution of the oral anti-viral Lagevrio (Molnupiravir) commenced on 6 February 2022 to all RACHs with outbreak sites prioritised for delivery. The National Medical Stockpile has deployed 48,269 treatment courses of Lagevrio (Molnupiravir) to RACHs.

140,970 prescriptions for Lagevrio (Molnupiravir) have been issued to residents in RACHs, with a further 19,025 prescriptions for Paxlovid (nirmatrelvir + ritonavir) also issued since 28 February 2022 and up to 31 October 2024.

**Note: Oral antiviral data is only being updated monthly.*

Vaccination in RACHs

On 29 February 2024, recommendations for 2024 COVID-19 vaccinations were released. Recommended doses for the program in 2024 are based on an individual's age and level of severe immunocompromise.

In 2024, those aged 75 years and over are recommended to get a COVID-19 vaccine dose every 6 months. Those aged over 65 years of age, and adults with severe immunocompromise are recommended to receive a COVID-19 vaccine dose every 12 months and are eligible to receive a COVID-19 vaccine dose every 6 months based on individual risk-benefit assessments. All other adults can receive a single dose this year.

Recommendations can be found on the Department of Health and Aged Care (department) website at:

<https://www.health.gov.au/our-work/covid-19-vaccines/getting-your-vaccination/booster-doses>.

People are encouraged to seek vaccination advice from their healthcare providers, specific to their circumstances.

People living in residential aged care are a high priority for the Government's COVID-19 vaccination program.

Older age remains the biggest risk factor for severe COVID-19 disease. Vaccination offers added protection to help reduce the risk of severe illness or hospitalisation of aged care residents.

The department is working with both the aged care and primary care sectors to ensure residents have access to the COVID-19 vaccine. The department continues to target support for RACHs to arrange COVID-19 vaccinations with local primary care providers such as GPs, community pharmacists and Aboriginal Community Controlled Health Services.

As at 27 November 2024:

- 72.0% of aged care residents have received a booster dose in the last 12 months.
- For residents over the age of 75:
 - 89,539 (52.7%) aged care residents received a booster dose in the last 6 months.
- 9,177 aged care residents have received a vaccination in the last 28 days (compared to 9,621 in the 28 days prior).

Table 4: Aged care COVID-19 Booster Doses (data as at 27 November 2024)

Jurisdiction	75+ with booster in last 6 months	
	Residents vaccinated	% of residents vaccinated
National	89,539	52.7%
NSW	28,816	52.6%
VIC	24,090	54.6%
QLD	16,684	49.0%
WA	8,503	53.7%
SA	8,084	55.0%
TAS	1,818	47.8%
ACT	1,329	61.1%
NT	215	56.1%

Data in this report is sourced from Australian Immunisation Register (AIR) data of residents in permanent residential aged care homes.

An updated data methodology was implemented on 28 November 2024. Aged Care AIR data as at 27 November 2024; Matched AIR data uses a snapshot of permanent residents in residential aged care homes as at 30 September 2024. The Residential Aged Care Home (RACH) Recipient ID to Medicare PIN linkage file was loaded into Health Enterprise Data Warehouse on 25 November 2024 which linked Medicare Consumer Directory data as at 11 October 2023 and RACH recipient data as at 31 July 2024.

Note: Booster doses in this report refer to any dose 2 or above administered to an individual.

Infection control and audit

The Aged Care Quality and Safety Commission (Commission) conducts site audits and assessment contacts (site and non-site) to monitor and assess residential aged care services against the Aged Care Quality Standards (see Table 5 below). This may include conducting infection control monitoring (ICM) spot checks.

An ICM spot check involves an on-site visit to residential aged care services, without an outbreak, to observe infection control practices, to ensure that staff, management, and visitors are adhering to safe personal protective equipment protocols and to safe infection control arrangements, as required under the Quality Standards.

As at 28 November 2024, the Commission had conducted 6,068 ICM spot checks to observe infection control practices and PPE protocols in RACHs.

Table 5: Total quality assessment and monitoring activities with residential services (including IPC), by type and month 1 March 2020 to 28 November 2024

Regulatory Activities	2019-20 (1 Mar - 30 Jun 2020)	2020-21	2021-22	2022-23	2023-24	2024-25 (to 7 Nov 2024)	Total
Site visits	318	3,452	1,732	3,814	2,840	962	13,118
Non-site activities	3,704	8,396	6,665	1,413	487	204	20,869
Total activities	4,022	11,848	8,397	5,227	3,327	1,166	33,987

Appendix: National residential aged care homes (RACHs) with active outbreaks COVID-19

Please note, information reported in this table has been directly reported to the department by RACHs.

'Total cases' refers to all staff and resident cases associated with the active outbreak and may not reflect the count of currently active cases.

Where numbers have been incorrectly reported, RACHs are able to correct these in the COVID-19 Support Portal through My Aged Care.

Where a RACH is reporting less than six resident or staff cases or less than six deaths, data has been suppressed to protect the privacy of affected individuals (note that "n/p" indicates data is not provided to protect privacy).

Data below for individual services is as at 28 November 2024.

Service Name	State	Resident Deaths	Resident Cases	Staff Cases	Total Cases
BaptistCare Griffith	Australian Capital Territory	0	<6	<6	<6
Goodwin Farrer (George Sautelle House)	Australian Capital Territory	0	<6	0	<6
Southern Cross Care Campbell Residential Aged Care	Australian Capital Territory	0	12	11	23
ACDMA Aged Care Services	New South Wales	0	9	<6	n/p
Advantaged Care at Georges Manor	New South Wales	0	6	0	6
Anglicare Donington Court	New South Wales	0	<6	<6	<6
Anglicare Mary Andrews Village	New South Wales	0	<6	0	<6
Annandale Grove Care Community	New South Wales	0	<6	0	<6
Avalon House	New South Wales	0	12	<6	n/p
BaptistCare Bethshan Gardens Centre	New South Wales	0	<6	<6	6
BaptistCare Shalom Centre	New South Wales	0	<6	<6	<6
BaptistCare Warabrook Centre	New South Wales	0	<6	<6	<6
Blacktown Terrace Care Community	New South Wales	0	<6	<6	<6
Blakehurst Aged Care Centre	New South Wales	0	<6	<6	<6
Bolton Clarke Gosling Creek	New South Wales	0	<6	0	<6
Buckland	New South Wales	0	<6	<6	6
Bupa Banora Point	New South Wales	0	<6	<6	<6
Calvary Albury & District	New South Wales	0	7	<6	n/p
Calvary St Francis Retirement Community	New South Wales	0	<6	0	<6

Service Name	State	Resident Deaths	Resident Cases	Staff Cases	Total Cases
Calvary St Joseph's Retirement Community	New South Wales	0	<6	0	<6
Catholic Healthcare Bodington	New South Wales	0	10	<6	n/p
Estia Health Albury	New South Wales	<6	21	<6	n/p
Estia Health Blakehurst	New South Wales	0	<6	0	<6
Estia Health Merrylands	New South Wales	0	<6	<6	<6
Estia Health Tuncurry	New South Wales	0	<6	0	<6
Evergreen Lodge	New South Wales	0	8	<6	n/p
HammondCare Scarborough	New South Wales	0	6	<6	n/p
Heiden Park Lodge	New South Wales	0	20	<6	n/p
Heritage Pennant Hills	New South Wales	0	24	<6	n/p
Hippocrates Aged Care Centre	New South Wales	0	<6	<6	<6
Juliana Village	New South Wales	0	<6	<6	<6
Mark Moran at Little Bay	New South Wales	0	<6	0	<6
Meadowbank Grove Care Community	New South Wales	0	<6	0	<6
Mercy Place Albury	New South Wales	0	<6	0	<6
Our Lady Of Consolation Home	New South Wales	0	<6	0	<6
Our Lady Of Consolation Nursing Home	New South Wales	0	<6	0	<6
Pathways Sailors Bay	New South Wales	0	<6	0	<6
Peninsula Villages Ltd	New South Wales	0	56	12	68
Randwick Montefiore Home	New South Wales	0	7	0	7
RFBI Coffs Harbour Masonic Village	New South Wales	0	<6	0	<6
Rutherford Park Care Community	New South Wales	0	<6	<6	<6
Shoalhaven Place Care Community	New South Wales	0	<6	0	<6
St Brigid's Green Maroubra	New South Wales	0	<6	<6	<6
St Ives House	New South Wales	0	<6	0	<6
St Vincent's Care Services Auburn	New South Wales	0	<6	0	<6

Service Name	State	Resident Deaths	Resident Cases	Staff Cases	Total Cases
St Vincent's Care Services Heathcote	New South Wales	0	<6	<6	<6
SummitCare Canley Vale	New South Wales	0	13	<6	n/p
Three Tree Lodge	New South Wales	0	<6	0	<6
Tweed River Care Community	New South Wales	0	<6	0	<6
Uniting Gerringong	New South Wales	<6	15	7	22
Uniting Mullauna Blacktown	New South Wales	0	<6	0	<6
Uniting Salamander Bay	New South Wales	0	<6	<6	8
Wahroonga House	New South Wales	0	<6	0	<6
Werombi Court	New South Wales	0	0	<6	<6
Woollahra Montefiore Home	New South Wales	0	<6	0	<6
Old Timers	Northern Territory	0	21	8	29
Pearl Supported Care	Northern Territory	0	<6	0	<6
Arcare Parkinson	Queensland	0	<6	0	<6
Arcare Peregian Springs	Queensland	0	<6	<6	7
Blue Care Gladstone Edenvale Aged Care Facility	Queensland	0	9	<6	n/p
Blue Care Gracemere Aged Care Facility	Queensland	0	17	8	25
Blue Care Ingham Bluehaven Aged Care Facility	Queensland	<6	23	12	35
Bolton Clarke Carrington	Queensland	0	8	<6	n/p
Bolton Clarke Fairways	Queensland	0	<6	<6	6
Bolton Clarke Moreton Shores	Queensland	0	<6	0	<6
Bolton Clarke The Terraces	Queensland	0	<6	0	<6
Carramar Aged Care	Queensland	0	<6	<6	<6
Carseldine Greens Care Community	Queensland	0	11	<6	n/p
Churches of Christ Palms Aged Care Service	Queensland	0	<6	<6	6
Estia Health Maroochydore	Queensland	0	0	<6	<6
Estia Health Mudgeeraba	Queensland	0	0	<6	<6

Service Name	State	Resident Deaths	Resident Cases	Staff Cases	Total Cases
Good Shepherd Lodge	Queensland	0	10	<6	n/p
Kabara Aged Care	Queensland	<6	18	12	30
Oxley Grove Care Community	Queensland	0	6	6	12
Ozcare Villa Vincent	Queensland	0	<6	<6	<6
Palm Lake Care Mt Warren Park	Queensland	0	8	<6	n/p
Regis Camp Hill	Queensland	0	<6	<6	<6
Regis Home Hill	Queensland	0	14	<6	n/p
Regis Magnolia	Queensland	0	7	0	7
Regis The Gap	Queensland	0	<6	<6	<6
St Nicholas Aged Care	Queensland	0	<6	<6	<6
St Vincent's Care Services Arundel	Queensland	0	<6	<6	<6
St Vincent's Care Services Mitchelton	Queensland	0	<6	0	<6
Woodlands Aged Care and NDIS Services	Queensland	0	15	7	22
Woorabinda Multipurpose Health Service	Queensland	0	<6	0	<6
ACH Group Residential Care - Highercombe	South Australia	0	9	0	9
Aldinga Beach Care Community	South Australia	0	<6	<6	<6
AnglicareSA Elizabeth East	South Australia	0	6	0	6
AnglicareSA Trott Park	South Australia	0	32	7	39
Bethsalem Care	South Australia	0	<6	<6	8
Calvary Brighton	South Australia	0	24	<6	n/p
Eldercare Cottage Grove	South Australia	0	8	<6	n/p
Eldercare Seaford	South Australia	0	6	7	13
Eldercare The Village	South Australia	0	9	6	15
Estia Health Aberfoyle Park	South Australia	0	<6	<6	7
Fullarton Lutheran Homes	South Australia	0	<6	0	<6
Fullarton Residential Care	South Australia	0	<6	0	<6

Service Name	State	Resident Deaths	Resident Cases	Staff Cases	Total Cases
HammondCare Daw Park	South Australia	0	<6	0	<6
Onkaparinga Lodge Residential Care	South Australia	0	22	<6	n/p
Resthaven Leabrook	South Australia	0	13	<6	n/p
Resthaven Mount Gambier	South Australia	<6	10	<6	n/p
Resthaven Westbourne Park	South Australia	0	20	<6	n/p
Sandpiper Lodge Residential Care	South Australia	0	7	0	7
St Louis Nursing Home	South Australia	0	<6	<6	6
The Philip Kennedy Centre Residential Care	South Australia	0	44	7	51
Walara Balaklava Millcourt	South Australia	<6	10	<6	n/p
Wheatfields Incorporated	South Australia	0	0	<6	<6
Emmerton Park Aged Care Facility	Tasmania	0	7	0	7
Fairway Rise	Tasmania	0	<6	<6	6
Korongee	Tasmania	<6	29	11	40
Mary Ogilvy Home (B)	Tasmania	0	9	7	16
Mt St Vincent	Tasmania	0	<6	0	<6
Regis Tasmania - Eastern Shore	Tasmania	0	11	8	19
St Ann's	Tasmania	0	<6	0	<6
The Queen Victoria Home	Tasmania	0	6	0	6
Uniting AgeWell Aldersgate	Tasmania	0	12	<6	n/p
Alan David Lodge	Victoria	0	<6	0	<6
Allanvale Private Nursing Home	Victoria	0	<6	0	<6
Anzac Lodge Private Nursing Home	Victoria	<6	16	<6	n/p
Arcare Balnarring	Victoria	<6	24	8	32
Arcare Cheltenham	Victoria	0	<6	<6	6
Arcare Portarlington	Victoria	0	<6	<6	<6
Bairnsdale Regional Health Service	Victoria	0	<6	<6	<6

Service Name	State	Resident Deaths	Resident Cases	Staff Cases	Total Cases
Banksia Lodge Residential Aged Care Service	Victoria	0	18	<6	n/p
Baptcare - Hedley Sutton Community	Victoria	0	11	<6	n/p
Baptcare Wyndham Lodge Community	Victoria	0	7	<6	n/p
Bethel Aged Care	Victoria	0	16	<6	n/p
BlueCross Gardenia	Victoria	0	<6	0	<6
BlueCross Grossard Court	Victoria	0	8	0	8
BlueCross Hansworth	Victoria	0	<6	<6	8
BlueCross Highgrove	Victoria	0	11	<6	n/p
BlueCross Ivanhoe	Victoria	0	<6	0	<6
BlueCross Silverwood	Victoria	0	6	<6	n/p
BlueCross Tarralla	Victoria	0	<6	<6	8
BlueCross Western Gardens	Victoria	0	16	<6	n/p
BlueCross Westgarth	Victoria	0	<6	0	<6
Bolton Clarke Avonlea	Victoria	0	15	0	15
Bolton Clarke Bayside (VIC)	Victoria	0	6	<6	n/p
Bolton Clarke Camberwell Green	Victoria	0	<6	0	<6
Bolton Clarke Lynbrook Park	Victoria	0	<6	0	<6
Bolton Clarke Medina Manor	Victoria	0	<6	<6	6
Brimlea Aged Care	Victoria	0	12	<6	n/p
Bupa Berwick	Victoria	0	19	<6	n/p
Bupa Bonbeach	Victoria	0	30	<6	n/p
Bupa Greensborough	Victoria	<6	38	11	49
Bupa Kyneton	Victoria	<6	33	12	45
Bupa Portland	Victoria	0	<6	<6	<6
Bupa Wodonga	Victoria	0	<6	<6	<6
Bupa Woodend	Victoria	0	27	10	37

Service Name	State	Resident Deaths	Resident Cases	Staff Cases	Total Cases
Calvary Bayview	Victoria	<6	<6	<6	<6
Calvary Elouera	Victoria	0	<6	<6	6
Calvary Goonawarra	Victoria	0	11	<6	n/p
Calvary Huntly Suites	Victoria	0	<6	<6	7
Calvary Mirridong	Victoria	0	<6	<6	<6
CCSSCI - On Luck Chinese Nursing Home	Victoria	0	<6	0	<6
Chaffey Aged Care	Victoria	0	12	<6	n/p
Chestnut Gardens Aged Care Home	Victoria	<6	7	6	13
Clarinda on the Park	Victoria	<6	24	15	39
Creswick District Nursing Home	Victoria	0	<6	0	<6
Epping Gardens	Victoria	<6	9	0	9
Estia Health Benalla (Thomas St)	Victoria	0	0	<6	<6
Estia Health Coolaroo	Victoria	0	19	<6	n/p
Estia Health Kangaroo Flat	Victoria	0	<6	<6	7
Estia Health Ringwood	Victoria	0	6	<6	n/p
Estia Health Wodonga	Victoria	0	<6	<6	<6
Fronitha Clayton Aged Care	Victoria	0	23	<6	n/p
Homestead Estate Residential Aged Care	Victoria	0	<6	0	<6
Ian Brand Residential Care	Victoria	0	11	<6	n/p
Illoura - Residential Aged Care	Victoria	0	10	13	23
Jacaranda House Hostel	Victoria	0	<6	<6	<6
Jacaranda Village	Victoria	0	11	<6	n/p
Karingal Seymour	Victoria	0	<6	0	<6
Lyrebird Village	Victoria	0	21	12	33
Maldon Hospital - Mountview Nursing Home	Victoria	0	<6	0	<6
Mayflower Edith Bendall	Victoria	0	19	7	26

Service Name	State	Resident Deaths	Resident Cases	Staff Cases	Total Cases
McKellar Centre	Victoria	<6	20	<6	n/p
Mercy Place Ballarat	Victoria	0	11	9	20
Mercy Place East Melbourne	Victoria	0	<6	0	<6
Mercy Place Keon Park	Victoria	0	<6	<6	<6
Mercy Place Montrose	Victoria	0	0	<6	<6
Monash Gardens	Victoria	<6	9	<6	n/p
Oasis Aged Care	Victoria	<6	15	<6	n/p
Olivet Aged Persons Home	Victoria	0	<6	0	<6
Park Lane Croydon	Victoria	0	<6	<6	<6
Rathdowne Place	Victoria	0	7	6	13
Regis Blackburn	Victoria	0	6	<6	n/p
Regis Cranbourne	Victoria	0	<6	0	<6
Regis Ontario	Victoria	0	<6	0	<6
Regis Rosebud	Victoria	0	25	10	35
Regis Shenley Manor	Victoria	0	<6	<6	<6
Rowville Manor	Victoria	0	<6	<6	6
Royal Freemasons Footscray	Victoria	0	23	9	32
Sale Gardens Care Community	Victoria	0	<6	9	n/p
Sheridan Aged Care	Victoria	0	<6	<6	<6
St Vincent's Care Services Kew	Victoria	0	<6	0	<6
Stretton Park Hostel	Victoria	0	10	7	17
Traralgon Aged Care	Victoria	0	<6	0	<6
Twin Parks Aged Care Centre	Victoria	0	16	<6	n/p
Uniting AgeWell Manor Lakes	Victoria	0	6	<6	n/p
Victorian Croatian Aged Care Services Inc	Victoria	0	26	21	47
Villa Maria Catholic Homes Providence Aged Care Residence	Victoria	0	37	6	43

Service Name	State	Resident Deaths	Resident Cases	Staff Cases	Total Cases
Village Glen Aged Care Residences - Capel Sound	Victoria	0	7	<6	n/p
Walmsley Aged Care	Victoria	0	<6	0	<6
Wantirna Views Care Community	Victoria	0	15	6	21
Warramunda Village Hostel	Victoria	0	<6	<6	6
Warrina Aged Care	Victoria	0	9	<6	n/p
Warrnambool Riverside Care Community	Victoria	0	8	<6	n/p
Water Gardens	Victoria	0	9	<6	n/p
Westgate Aged Care Facility	Victoria	0	<6	0	<6
Whittlesea Lodge	Victoria	0	<6	0	<6
Willowbrae - Melton	Victoria	0	<6	0	<6
Aegis Alfred Carson	Western Australia	<6	40	15	55
Aegis Amherst	Western Australia	0	<6	<6	<6
Aegis Balmoral	Western Australia	0	<6	0	<6
Aegis Bassendean	Western Australia	0	6	0	6
Alfred Cove Care Community	Western Australia	0	<6	<6	<6
Applecross Shore Care Community	Western Australia	0	<6	0	<6
Bethanie Dalyellup	Western Australia	0	<6	0	<6
Bethanie Gwelup	Western Australia	<6	17	0	17
Bunbury Gardens Care Community	Western Australia	0	8	<6	n/p
Castledare Retirement Village	Western Australia	0	14	<6	n/p
Coolibah Care	Western Australia	0	14	9	23
Edgewater Mercy Hostel	Western Australia	0	<6	<6	9
Germanus Kent House	Western Australia	0	<6	<6	<6
Howard Solomon Residential Care	Western Australia	0	19	<6	n/p
Kinross Care Community	Western Australia	0	<6	<6	<6
Little Sisters of the Poor Glendalough Home	Western Australia	0	<6	<6	<6

Service Name	State	Resident Deaths	Resident Cases	Staff Cases	Total Cases
Michael Lee Centre	Western Australia	0	22	6	28
Middle Swan Residential Care	Western Australia	0	<6	0	<6
Mosman Park Care Centre	Western Australia	0	<6	<6	6
Murdoch Gardens Care Community	Western Australia	0	11	<6	n/p
Regis Como	Western Australia	0	11	<6	n/p
Regis Greenmount	Western Australia	<6	26	0	26
Sister Mary Glowrey Residential Care	Western Australia	0	6	<6	n/p
St Ritas Nursing Home	Western Australia	0	14	<6	n/p
SwanCare Ningana	Western Australia	0	24	15	39
Wattle Hill Lodge	Western Australia	0	6	<6	n/p