



COVID-19 outbreaks in Australian residential aged care homes

National snapshot

As at 8:00 am 14 November 2024, there are 1,359 active COVID-19 cases reported in 196 active outbreaks in residential aged care homes (RACHs) across Australia. There have been 95 new outbreaks, 13 new resident deaths and 1,330 combined new resident and staff cases reported since 7 November 2024.

Table 1: Aged Care COVID-19 data as at 8.00am 14 November 2024¹

Category	Active ²	Change in active (7 days)	Cumulative Total	Cumulative increase (7 days)
Outbreaks³	196	23	23,587	95
RACHs affected	196	23	2,898	0
Resident cases⁴	1,043	271	228,940	958
Resident deaths	N/A	N/A	7,127	13
Staff cases	316	113	122,652	372

Residential aged care homes with active outbreaks are included in [Appendix](#).

Table 2: Overview of active outbreaks in Australia

	ACT	NSW	NT	QLD	SA	TAS	VIC	WA	Total
Total RACHs with outbreaks	6	38	0	25	18	6	84	19	196
Total number of active resident cases	17	201	0	81	80	39	513	112	1,043
Total number of active staff cases	6	37	0	58	22	7	140	46	316
Total outbreaks opened in previous 7 days	2	16	0	12	9	4	46	6	95
Total outbreaks closed in previous 7 days	0	19	0	14	7	5	21	6	72

¹ Outbreak opening and closure includes changes in the status of exposure sites to outbreaks (and vice versa), which are applied retrospectively to facility records. New case information can also change the status of a recovered site back to an active outbreak site. As a result, changes in active outbreak status may not align with day-on-day variations to active totals. These adjustments will also affect the number of cases in staff and residents reported each week.

² Active residents and staff cases are the total currently positive cases in active outbreaks.

³ An outbreak is considered to be active pending advice from the relevant Public Health Unit. An outbreak is defined as at least 1 (one) positive case in a resident or 2+ cases in staff.

Figure 1: National outbreak trends in aged care

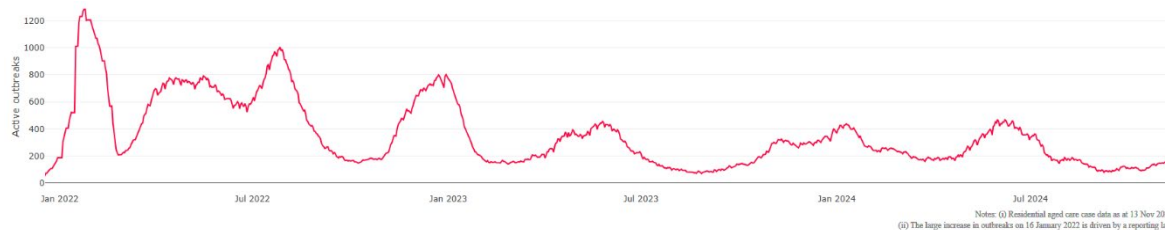
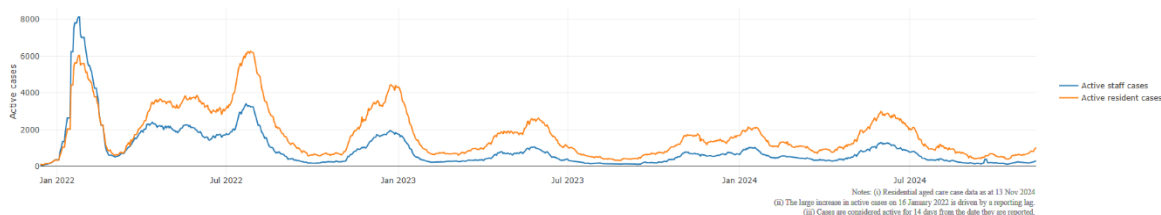


Figure 2: Trends in aged care cases – December 2021 to present



Mortality

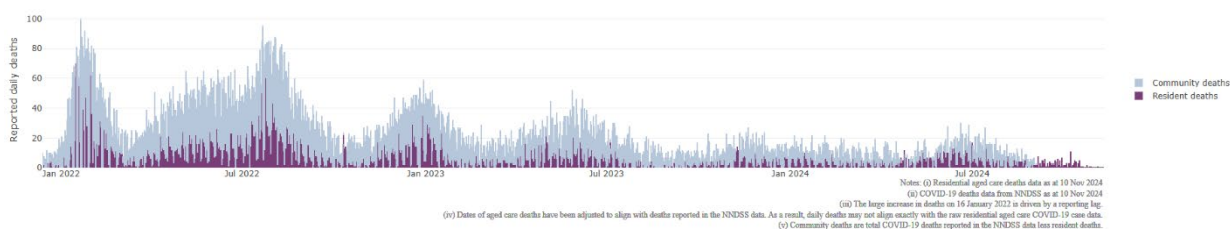
For the period of 1 January 2024 to 9 November 2024, COVID-19 is recorded as the cause of death in 1.9% of all deaths in permanent residents in aged care homes.

Since the beginning of the Omicron outbreak in mid-December⁵ 2021, there have been 174,411 deaths in residential aged care from all causes (report period from 15 December 2021 to 9 November 2024)⁶. COVID-19 deaths account for 3.6% of this figure.

There has been a decrease year on year for the rate of case fatality⁷, from a 33% case fatality rate in resident COVID-19 cases in 2020 to 3.3% in 2022 and 1.8% in 2024.

Over the course of the pandemic, all-cause excess mortality in residential aged care was below expected numbers in 2020, and within expected range in 2021. In the first half of 2022, all-cause excess mortality in residential aged care was above the expected range. Excess mortality for the second half of the 2022 is yet to be finalised.

Figure 3: COVID-19 deaths in RACHs overlaid with community deaths



⁵ The Omicron outbreak start date has been redefined from late November 2021 to mid-December 2021. Changes have been made to align reporting with the start date of Omicron published in the department's external facing Epidemiology report.

⁶ The department is now accessing aged care deaths data from the SIEBEL dataset. Figures are live and subject to change. Source: Department of Health and Aged Care unpublished data / SIEBEL dataset.

⁷ Case fatality calculated as total reported resident COVID-19 deaths divided by total resident COVID-19 cases.

Workforce in active residential aged care outbreaks

As at 13 November 2024, surge workforce providers report a total of 199,420 shifts delivered in aged care services impacted by COVID-19. These shifts include roles for GPs, nurses, care workers, allied health workers, executive and ancillary staff. In the past week surge workforce providers have reported assisting 4 residential aged care homes and filled 158 shifts in aged care services.

Table 3: Workforce resources supplied to RACHs

Workforce provider	Total shifts	Previous 7 days
Aspen Medical ⁸	32,662	91
HealthX ⁹	37,009	30
Randstad ¹⁰	1,005	37
Previous contracted providers ¹¹	128,744	N/A
Total	199,420	158

⁸Aspen Medical shift data as at 13 November 2024, reported fortnightly.

⁹HealthX shift data as at 13 November 2024, reported weekly.

¹⁰Randstad shift data as at 13 November 2024, reported weekly.

¹¹Previous contracted providers include RCSA, HealthCare Australia, Mable and Torrens.

Oral antiviral treatments

Distribution of the oral anti-viral Lagevrio (Molnupiravir) commenced on 6 February 2022 to all RACHs with outbreak sites prioritised for delivery. The National Medical Stockpile has deployed 48,269 treatment courses of Lagevrio (Molnupiravir) to RACHs.

140,970 prescriptions for Lagevrio (Molnupiravir) have been issued to residents in RACHs, with a further 19,025 prescriptions for Paxlovid (nirmatrelvir + ritonavir) also issued since 28 February 2022 and up to 31 October 2024.

**Note: Oral antiviral data is only being updated monthly.*

Vaccination in RACHs

On 29 February 2024, recommendations for 2024 COVID-19 vaccinations were released. Recommended doses for the program in 2024 are based on an individual's age and level of severe immunocompromise.

In 2024, those aged 75 years and over are recommended to get a COVID-19 vaccine dose every 6 months. Those aged over 65 years of age, and adults with severe immunocompromise are recommended to receive a COVID-19 vaccine dose every 12 months and are eligible to receive a COVID-19 vaccine dose every 6 months based on individual risk-benefit assessments. All other adults can receive a single dose this year.

Recommendations can be found on the Department of Health and Aged Care (department) website at:

<https://www.health.gov.au/our-work/covid-19-vaccines/getting-your-vaccination/booster-doses>.

People are encouraged to seek vaccination advice from their healthcare providers, specific to their circumstances.

People living in residential aged care are a high priority for the Government's COVID-19 vaccination program.

Older age remains the biggest risk factor for severe COVID-19 disease. Vaccination offers added protection to help reduce the risk of severe illness or hospitalisation of aged care residents.

The department is working with both the aged care and primary care sectors to ensure residents have access to the COVID-19 vaccine. The department continues to target support for RACHs to arrange COVID-19 vaccinations with local primary care providers such as GPs, community pharmacists and Aboriginal Community Controlled Health Services.

As at 13 November 2024:

- 72.8% of aged care residents have received a booster dose in the last 12 months.
- For residents over the age of 75:
 - 89,401 (53.8%) aged care residents received a booster dose in the last 6 months.
- 7,929 aged care residents have received a vaccination in the last 28 days (compared to 8,807 in the 28 days prior).

Table 4: Aged care COVID-19 Booster Doses (data as at 13 November 2024)

Jurisdiction	75+ with booster in last 6 months	
	Residents vaccinated	% of residents vaccinated
National	89,401	53.8%
NSW	28,948	54.3%
VIC	24,342	56.5%
QLD	16,657	49.9%
WA	8,301	53.4%
SA	7,927	54.6%
TAS	1,761	47.5%
ACT	1,245	58.0%
NT	220	58.5%

Data in this report is sourced from Australian Immunisation Register (AIR) data of residents in permanent residential aged care homes.

An updated data methodology was implemented on 17 October 2024. Aged Care AIR data as at 13 November 2024; Matched AIR data uses a snapshot of permanent residents in residential aged care homes as at 31 August 2024. The Residential Aged Care Home (RACH) Recipient ID to Medicare PIN linkage file was loaded into Health Enterprise Data Warehouse on 23 September 2024 which linked Medicare Consumer Directory data as at 11 October 2023 and RACH recipient data as at 31 May 2024.

Note: Booster doses in this report refer to any dose 2 or above administered to an individual.

Infection control and audit

The Aged Care Quality and Safety Commission (Commission) conducts site audits and assessment contacts (site and non-site) to monitor and assess residential aged care services against the Aged Care Quality Standards (see Table 5 below). This may include conducting infection control monitoring (ICM) spot checks.

An ICM spot check involves an on-site visit to residential aged care services, without an outbreak, to observe infection control practices, to ensure that staff, management, and visitors are adhering to safe personal protective equipment protocols and to safe infection control arrangements, as required under the Quality Standards.

As at 14 November 2024, the Commission had conducted 6,068 ICM spot checks to observe infection control practices and PPE protocols in RACHs.

Table 5: Total quality assessment and monitoring activities with residential services (including IPC), by type and month 1 March 2020 to 14 November 2024

Regulatory Activities	2019-20 (1 Mar - 30 Jun 2020)	2020-21	2021-22	2022-23	2023-24	2024-25 (to 7 Nov 2024)	Total
Site visits	318	3,452	1,732	3,814	2,840	900	13,056
Non-site activities	3,704	8,396	6,665	1,413	487	197	20,862
Total activities	4,022	11,848	8,397	5,227	3,327	1,097	33,918

Appendix: National residential aged care homes (RACHs) with active outbreaks COVID-19

Please note, information reported in this table has been directly reported to the department by RACHs.

'Total cases' refers to all staff and resident cases associated with the active outbreak and may not reflect the count of currently active cases.

Where numbers have been incorrectly reported, RACHs are able to correct these in the COVID-19 Support Portal through My Aged Care.

Where a RACH is reporting less than six resident or staff cases or less than six deaths, data has been suppressed to protect the privacy of affected individuals (note that "n/p" indicates data is not provided to protect privacy).

Data below for individual services is as at 14 November 2024.

Service Name	State	Resident Deaths	Resident Cases	Staff Cases	Total Cases
Calvary Haydon Retirement Community	Australian Capital Territory	0	7	<6	n/p
IRT Kangara Waters	Australian Capital Territory	0	<6	0	<6
Mountain View Aged Care Plus Centre	Australian Capital Territory	0	8	<6	n/p
RFBI Holt Masonic Village	Australian Capital Territory	0	14	<6	n/p
Uniting Mirinjani Weston ACT	Australian Capital Territory	0	6	<6	n/p
Villaggio Sant Antonio Hostel	Australian Capital Territory	0	<6	<6	n/p
Abel Tasman Village	New South Wales	0	7	0	7
Advantaged Care at Georges Manor	New South Wales	0	<6	0	<6
Anglicare Dudley Foord House	New South Wales	0	<6	0	<6
Anglicare Farrer Brown Court	New South Wales	0	13	<6	n/p
Anglicare Mary Andrews Village	New South Wales	0	<6	0	<6
Anglicare Newmarch House	New South Wales	0	11	<6	n/p
Anglicare Warrina Residential Care	New South Wales	<6	12	<6	n/p
Aurrum Erina	New South Wales	0	18	<6	n/p
BaptistCare Orana Centre	New South Wales	0	13	11	24
BaptistCare Warabrook Centre	New South Wales	0	<6	<6	<6
Bernard Chan Nursing Home	New South Wales	0	<6	0	<6
Bolton Clarke Bayside (PKA - Bayside Residential Aged Care Facility)	New South Wales	0	16	<6	n/p
Bolton Clarke Pendle Hill	New South Wales	0	13	<6	n/p

Service Name	State	Resident Deaths	Resident Cases	Staff Cases	Total Cases
Bowral House Nursing Home	New South Wales	0	6	<6	n/p
Calvary Cessnock Retirement Community	New South Wales	0	<6	<6	<6
Catholic Healthcare Holy Spirit Casula	New South Wales	0	26	<6	n/p
Catholic Healthcare Jemalong Residential Village	New South Wales	0	11	9	20
Catholic Healthcare Lewisham Retirement Hostel	New South Wales	0	9	0	9
Catholic Healthcare Percy Miles Villa	New South Wales	0	<6	0	<6
Chamberlain Gardens Aged Care	New South Wales	0	<6	0	<6
Cheltenham House Aged Care Facility	New South Wales	0	13	<6	n/p
Estia Health Aberglasslyn	New South Wales	0	<6	0	<6
Estia Health Albury	New South Wales	<6	16	<6	n/p
Estia Health Tea Gardens	New South Wales	0	13	8	21
Gillawarna Village	New South Wales	0	11	0	11
Greenhill Manor	New South Wales	0	7	<6	n/p
Heritage Pennant Hills	New South Wales	0	8	<6	n/p
Hill View House Aged Care Facility	New South Wales	0	<6	0	<6
Hixson Gardens Aged Care Facility	New South Wales	0	<6	<6	<6
John Goodlet Manor	New South Wales	0	<6	0	<6
Lucy Chieng Aged Care Centre	New South Wales	0	12	<6	n/p
Regis Port Stephens	New South Wales	0	<6	<6	<6
Russian Relief Association of St Sergius of Radonezh	New South Wales	<6	53	13	66
St Vincent's Care Services Bronte	New South Wales	0	<6	0	<6
Uniting Alblas Lodge Tamworth	New South Wales	0	<6	<6	6
Uniting Banks Lodge Peakhurst	New South Wales	0	<6	<6	<6
Uniting Bowden Brae Normanhurst	New South Wales	0	<6	0	<6
Uniting Osborne Nowra	New South Wales	0	<6	<6	<6
Arcare Parkwood	Queensland	0	<6	<6	<6

Service Name	State	Resident Deaths	Resident Cases	Staff Cases	Total Cases
Blue Care Gladstone Edenvale Aged Care Facility	Queensland	0	<6	<6	<6
Blue Care Ingham Bluehaven Aged Care Facility	Queensland	0	13	10	23
Blue Care Warana Beachwood Aged Care Facility	Queensland	0	<6	<6	6
Bolton Clarke Cazna Gardens	Queensland	0	<6	<6	6
Bolton Clarke Farnorha	Queensland	0	<6	<6	<6
Bolton Clarke Glendale	Queensland	0	6	<6	n/p
Bolton Clarke Milford Grange	Queensland	0	<6	<6	<6
Bolton Clarke Westhaven	Queensland	0	<6	0	<6
Calvary Gympie Views	Queensland	0	10	<6	n/p
Carramar Aged Care	Queensland	0	<6	<6	<6
Collinsville Hospital	Queensland	0	<6	<6	6
Dr E A F McDonald Nursing Home	Queensland	0	<6	<6	8
Finnicare Aged Care	Queensland	0	<6	0	<6
Kabara Aged Care	Queensland	0	14	8	22
Lutheran Services - Trinder Park	Queensland	0	<6	<6	6
North Lakes Terrace Care Community	Queensland	0	15	8	23
Regis Ayr	Queensland	<6	16	13	29
Regis Redlynch	Queensland	0	<6	<6	6
Regis Wynnum	Queensland	0	6	<6	n/p
Southern Cross Care Holland Park - Duhig Village	Queensland	0	<6	6	n/p
Springwood Terrace Care Community	Queensland	0	<6	<6	<6
St Paul de Chartres Residential Aged Care	Queensland	0	16	17	33
St Vincent's Care Services Bardon	Queensland	0	<6	<6	<6
St Vincent's Care Services Mitchelton	Queensland	0	10	6	16
ACH Group Residential Care - Perry Park (high care)	South Australia	0	<6	0	<6
Bene St Pauls	South Australia	0	<6	<6	<6

Service Name	State	Resident Deaths	Resident Cases	Staff Cases	Total Cases
Calvary Brighton	South Australia	0	18	<6	n/p
Calvary Flora McDonald Retirement Community	South Australia	0	<6	0	<6
Copperhouse Court Hostel	South Australia	0	9	10	19
Eldercare Allambi	South Australia	0	<6	<6	<6
Eldercare Seaford	South Australia	0	<6	<6	7
Fullarton Lutheran Homes	South Australia	0	<6	<6	8
Helping Hand Aged Care - Rotary House	South Australia	0	8	<6	n/p
Onkaparinga Lodge Residential Care	South Australia	0	7	0	7
Regis Burnside	South Australia	0	<6	0	<6
Resthaven Malvern	South Australia	0	6	<6	n/p
Resthaven Mitcham	South Australia	0	52	6	58
Resthaven Westbourne Park	South Australia	0	19	<6	n/p
Rose Court Aged Care Facility	South Australia	0	<6	<6	<6
The Philip Kennedy Centre Residential Care	South Australia	0	27	<6	n/p
Walara Balaklava Millcourt	South Australia	<6	<6	<6	<6
Warrina Park Residential Aged Care Service	South Australia	0	<6	0	<6
Emmerton Park Aged Care Facility	Tasmania	0	<6	0	<6
Fred French	Tasmania	0	9	<6	n/p
Korongee	Tasmania	0	10	<6	n/p
Melaleuca Home For The Aged	Tasmania	0	10	<6	n/p
Regis Tasmania - Eastern Shore	Tasmania	0	12	<6	n/p
Rivulet	Tasmania	0	<6	<6	6
AdventCare Whitehorse	Victoria	0	<6	<6	<6
Anzac Lodge Private Nursing Home	Victoria	0	8	<6	n/p
Arcare Balnarring	Victoria	0	<6	<6	<6
Arcare Cheltenham	Victoria	0	<6	<6	<6

Service Name	State	Resident Deaths	Resident Cases	Staff Cases	Total Cases
Bairnsdale Regional Health Service	Victoria	0	<6	<6	7
Banksia Lodge Residential Aged Care Service	Victoria	0	11	0	11
Beechworth Health Service Residential Care Program	Victoria	0	<6	<6	6
Benetas St Laurence Court - Kangaroo Flat	Victoria	0	<6	0	<6
Bethel Aged Care	Victoria	0	16	<6	n/p
BlueCross Grossard Court	Victoria	0	8	<6	n/p
BlueCross Livingstone Gardens	Victoria	0	14	<6	n/p
BlueCross Riverlea	Victoria	0	15	<6	n/p
BlueCross Silverwood	Victoria	0	<6	<6	<6
Bolton Clarke Avonlea	Victoria	0	<6	0	<6
Bolton Clarke Claremont Terrace	Victoria	0	<6	0	<6
Bolton Clarke Newmans on the Park	Victoria	0	6	<6	n/p
Bolton Clarke Tannoch Brae	Victoria	0	<6	<6	<6
Bolton Clarke The Ashley	Victoria	0	18	<6	n/p
Bupa Berwick	Victoria	0	15	<6	n/p
Bupa Bonbeach	Victoria	0	<6	<6	6
Bupa Greensborough	Victoria	0	21	<6	n/p
Bupa Kyneton	Victoria	0	18	6	24
Bupa Mildura	Victoria	0	<6	0	<6
Calvary Cordelia Grove	Victoria	<6	22	<6	n/p
Calvary Elouera	Victoria	0	<6	0	<6
Calvary Goonawarra	Victoria	0	10	<6	n/p
Calvary Huntly Suites	Victoria	0	<6	0	<6
Calvary Rye Sands	Victoria	0	<6	<6	<6
Calvary Springvale	Victoria	0	8	6	14
Calvary Strzelecki House	Victoria	0	<6	<6	6

Service Name	State	Resident Deaths	Resident Cases	Staff Cases	Total Cases
Campbell Place	Victoria	0	<6	0	<6
Castlemaine Health	Victoria	0	24	21	45
CCSSCI - On Luck Chinese Nursing Home	Victoria	0	23	6	29
Chestnut Gardens Aged Care Home	Victoria	0	<6	<6	<6
Clarinda on the Park	Victoria	<6	16	10	26
Diamond Creek Care Community	Victoria	0	21	7	28
Donwood Nursing Home	Victoria	0	<6	0	<6
Dunmunkle Lodge Hostel	Victoria	0	<6	<6	<6
Epping Gardens	Victoria	0	<6	0	<6
Estia Health Coolaroo	Victoria	0	9	<6	n/p
Estia Health Mount Clear	Victoria	<6	37	7	44
Estia Health South Morang	Victoria	0	<6	<6	<6
Estia Health Werribee	Victoria	0	<6	<6	<6
Estia Health Yarra Valley	Victoria	0	26	12	38
Froniditha Clayton Aged Care	Victoria	0	18	<6	n/p
Froniditha Lower Templestowe	Victoria	0	7	<6	n/p
Homewood Residential Aged Care	Victoria	0	<6	0	<6
Illoura - Residential Aged Care	Victoria	0	<6	7	n/p
Jacaranda House Hostel	Victoria	0	<6	0	<6
Jacaranda Village	Victoria	0	<6	0	<6
Karana	Victoria	0	<6	0	<6
Maldon Hospital - Mountview Nursing Home	Victoria	0	<6	0	<6
Mayflower Edith Bendall	Victoria	0	12	<6	n/p
McKellar Centre	Victoria	0	14	<6	n/p
MiCare Margriet Manor	Victoria	0	8	<6	n/p
Mooraleigh Hostel	Victoria	0	<6	0	<6

Service Name	State	Resident Deaths	Resident Cases	Staff Cases	Total Cases
Moyola Lodge Hostel	Victoria	0	<6	<6	<6
Murrenda Residential Aged Care Home	Victoria	<6	15	8	23
Nellie Melba Retirement Village	Victoria	0	<6	0	<6
Oasis Aged Care	Victoria	0	13	<6	n/p
Ottrey Lodge	Victoria	0	20	7	27
Paynesville Gardens Care Community	Victoria	0	22	17	39
Racecourse Grange Residential Care	Victoria	0	<6	<6	<6
Regis Cranbourne	Victoria	0	7	0	7
Rose Lodge	Victoria	0	<6	<6	<6
Royal Freemasons Footscray	Victoria	0	13	<6	n/p
Salisbury House Nursing Home	Victoria	0	<6	0	<6
Shepparton Aged Care	Victoria	0	<6	0	<6
St Vincent's Care Services Eltham - Eltham Lodge	Victoria	0	<6	0	<6
Stretton Park Hostel	Victoria	0	7	<6	n/p
The Alba Aged Care Suites	Victoria	0	<6	<6	<6
TLC Whitewater	Victoria	0	<6	0	<6
Trinity Manor Greensborough	Victoria	0	<6	<6	<6
Uniting AgeWell Noble Park	Victoria	0	<6	<6	<6
Vasey RSL Care Brighton East	Victoria	0	<6	<6	9
Villa Maria Catholic Homes Berwick Aged Care Residence	Victoria	0	6	0	6
Villa Maria Catholic Homes Corpus Christi Aged Care Residence	Victoria	0	24	6	30
Villa Maria Catholic Homes John R Hannah Aged Care Residence	Victoria	0	27	<6	n/p
Villa Maria Catholic Homes Providence Aged Care Residence	Victoria	0	18	<6	n/p
Village Baxter - Manor	Victoria	<6	6	<6	n/p
Village Glen Aged Care Residences - Mornington	Victoria	0	<6	<6	6
Wantirna Views Care Community	Victoria	0	9	<6	n/p

Service Name	State	Resident Deaths	Resident Cases	Staff Cases	Total Cases
Westmont Homestead	Victoria	0	28	17	45
Yarriambiack Lodge Nursing Home	Victoria	0	<6	0	<6
Aegis Alfred Carson	Western Australia	0	17	<6	n/p
Aegis Anchorage	Western Australia	0	14	<6	n/p
Alfred Cove Care Community	Western Australia	0	<6	<6	<6
Augusta MPS	Western Australia	0	<6	<6	8
Brightwater Onslow Gardens	Western Australia	0	<6	0	<6
Castledare Retirement Village	Western Australia	0	8	<6	n/p
Dr Mary Surveyor Centre	Western Australia	0	6	<6	n/p
Esperance Aged Care Facility	Western Australia	0	30	34	64
James Brown Care Centre	Western Australia	0	12	<6	n/p
Juniper Hayloft	Western Australia	0	<6	<6	6
Margaret Hubery House	Western Australia	0	6	<6	n/p
MercyCare Rockingham	Western Australia	0	15	13	28
Michael Lee Centre	Western Australia	<6	13	<6	n/p
Murdoch Gardens Care Community	Western Australia	0	6	<6	n/p
Regis Port Coogee	Western Australia	0	<6	0	<6
Rosewood Care West Perth	Western Australia	0	6	<6	n/p
Southern Plus East Fremantle	Western Australia	<6	<6	<6	6
SwanCare Ningana	Western Australia	0	23	12	35
ValleyView Residence	Western Australia	0	14	8	22