



COVID-19 outbreaks in Australian residential aged care homes National snapshot

As at 8:00 am 24 October 2024, there are 907 active COVID-19 cases reported in 142 active outbreaks in residential aged care homes (RACHs) across Australia. There have been 46 new outbreaks, 74 new resident deaths and 992 combined new resident and staff cases reported since 17 October 2024.

Table 1: Aged Care COVID-19 data as at 8.00am 24 October 2024¹

Category	Active ²	Change in active (7 days)	Cumulative Total	Cumulative increase (7 days)
Outbreaks³	142	46	23,305	94
RACHs affected	142	46	2,898	0
Resident cases⁴	653	204	226,645	739
Resident deaths	N/A	N/A	7,096	74 ⁵
Staff cases	254	105	121,769	253

Residential aged care homes with active outbreaks are included in [Appendix](#).

Table 2: Overview of active outbreaks in Australia

	ACT	NSW	NT	QLD	SA	TAS	VIC	WA	Total
Total RACHs with outbreaks	1	41	0	15	15	6	53	11	142
Total number of active resident cases	2	179	0	54	65	26	274	53	653
Total number of active staff cases	0	59	0	22	26	11	107	29	254
Total outbreaks opened in previous 7 days	1	23	0	15	12	3	32	8	94
Total outbreaks closed in previous 7 days	0	14	0	6	6	1	14	4	45

¹ Outbreak opening and closure includes changes in the status of exposure sites to outbreaks (and vice versa), which are applied retrospectively to facility records. New case information can also change the status of a recovered site back to an active outbreak site. As a result, changes in active outbreak status may not align with day-on-day variations to active totals. These adjustments will also affect the number of cases in staff and residents reported each week.

² Active residents and staff cases are the total currently positive cases in active outbreaks

³ An outbreak is considered to be active pending advice from the relevant Public Health Unit. An outbreak is defined as at least 1 (one) positive case in a resident or 2+ cases in staff.

⁴ Case numbers and numbers of deaths are dependent upon reporting from RACHs. This is subject to change as further information is provided.

⁵ 64 deaths reported in the last week are due to delayed reporting from a single aged care service provider.

Figure 1: National outbreak trends in aged care

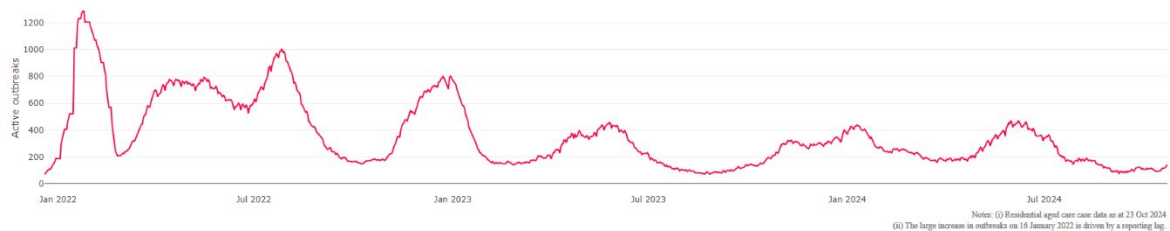
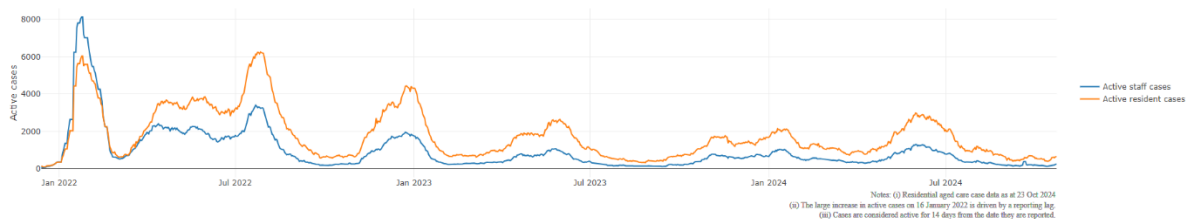


Figure 2: Trends in aged care cases – December 2021 to present



Mortality

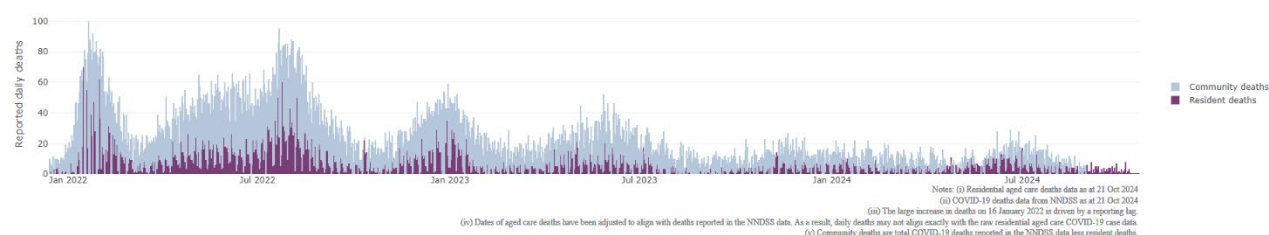
For the period of 1 July 2024 to 19 October 2024, COVID-19 is recorded as the cause of death in 1.7% of all deaths in permanent residents in aged care homes.

Since the beginning of the Omicron outbreak in mid-December⁶ 2021, there have been 171,113 deaths in residential aged care from all causes (report period from 15 December 2021 to 19 October 2024)⁷. COVID-19 deaths account for 3.6% of this figure.

There has been a decrease year on year for the rate of case fatality⁸, from a 33% case fatality rate in resident COVID-19 cases in 2020 to 3.3% in 2022 and 2.3% since 1 July 2024.

Over the course of the pandemic, all-cause excess mortality in residential aged care was below expected numbers in 2020, and within expected range in 2021. In the first half of 2022, all-cause excess mortality in residential aged care was above the expected range. Excess mortality for the second half of the 2022 is yet to be finalised.

Figure 3: COVID-19 deaths in RACHs overlaid with community deaths



⁶ The Omicron outbreak start date has been redefined from late November 2021 to mid-December 2021. Changes have been made to align reporting with the start date of Omicron published in the department's external facing Epidemiology report.

⁷ The department is now accessing aged care deaths data from the SIEBEL dataset. Figures are live and subject to change. Source: Department of Health and Aged Care unpublished data / SIEBEL dataset.

⁸ Case fatality calculated as total reported resident COVID-19 deaths divided by total resident COVID-19 cases.

Workforce in active residential aged care outbreaks

As at 23 October 2024, surge workforce providers report a total of 198,862 shifts delivered in aged care services impacted by COVID-19. These shifts include roles for GPs, nurses, care workers, allied health workers, executive and ancillary staff. In the past week surge workforce providers have reported assisting 9 residential aged care homes and filled 241 shifts in aged care services.

Table 3: Workforce resources supplied to RACHs

Workforce provider	Total shifts	Previous 7 days
Aspen Medical ⁸	32,332	181
HealthX ⁹	36,857	28
Randstad ¹⁰	929	32
Previous contracted providers ¹¹	128,744	N/A
Total	198,862	241

⁸Aspen Medical shift data as at 23 October 2024, reported fortnightly.

⁹HealthX shift data as at 23 October 2024, reported weekly.

¹⁰Randstad shift data as at 23 October 2024, reported weekly.

¹¹Previous contracted providers include RCSA, HealthCare Australia, Mable and Torrens.

Oral antiviral treatments

Distribution of the oral anti-viral Lagevrio (Molnupiravir) commenced on 6 February 2022 to all RACHs with outbreak sites prioritised for delivery. The National Medical Stockpile has deployed 48,269 treatment courses of Lagevrio (Molnupiravir) to RACHs.

138,624 prescriptions for Lagevrio (Molnupiravir) have been issued to residents in RACHs, with a further 18,329 prescriptions for Paxlovid (nirmatrelvir + ritonavir) also issued since 28 February 2022 and up to 30 September 2024.

**Note: Oral antiviral data is only being updated monthly.*

Vaccination in RACHs

On 29 February 2024, recommendations for 2024 COVID-19 vaccinations were released. Recommended doses for the program in 2024 are based on an individual's age and level of severe immunocompromise.

In 2024, those aged 75 years and over are recommended to get a COVID-19 vaccine dose every 6 months. Those aged over 65 years of age, and adults with severe immunocompromise are recommended to receive a COVID-19 vaccine dose every 12 months and are eligible to receive a COVID-19 vaccine dose every 6 months based on individual risk-benefit assessments. All other adults can receive a single dose this year.

Recommendations can be found on the Department of Health and Aged Care (department) website at:

<https://www.health.gov.au/our-work/covid-19-vaccines/getting-your-vaccination/booster-doses>.

People are encouraged to seek vaccination advice from their healthcare providers, specific to their circumstances.

People living in residential aged care are a high priority for the Government's COVID-19 vaccination program.

Older age remains the biggest risk factor for severe COVID-19 disease. Vaccination offers added protection to help reduce the risk of severe illness or hospitalisation of aged care residents.

The department is working with both the aged care and primary care sectors to ensure residents have access to the COVID-19 vaccine. The department continues to target support for RACHs to arrange COVID-19 vaccinations with local primary care providers such as GPs, community pharmacists and Aboriginal Community Controlled Health Services.

As at 23 October 2024:

- 72.6% of aged care residents have received a booster dose in the last 12 months.
- For residents over the age of 75:
 - 90,544 (52.6%) aged care residents received a booster dose in the last 6 months.
- 8,320 aged care residents have received a vaccination in the last 28 days (compared to 10,548 in the 28 days prior).

Table 4: Aged care COVID-19 Booster Doses (data as at 23 October 2024)

Jurisdiction	75+ with booster in last 6 months	
	Residents vaccinated	% of residents vaccinated
National	90,544	54.6%
NSW	28,895	54.3%
VIC	24,669	57.3%
QLD	17,398	52.2%
WA	8,593	55.3%
SA	7,747	53.5%
TAS	1,827	49.4%
ACT	1,224	57.0%
NT	<200	50.8%

Data in this report is sourced from Australian Immunisation Register (AIR) data of residents in permanent residential aged care homes.

An updated data methodology was implemented on 17 October 2024. Aged Care AIR data as at 23 October 2024; Matched AIR data uses a snapshot of permanent residents in residential aged care homes as at 31 August 2024. The Residential Aged Care Home (RACH) Recipient ID to Medicare PIN linkage file was loaded into Health Enterprise Data Warehouse on 23 September 2024 which linked Medicare Consumer Directory data as at 11 October 2023 and RACH recipient data as at 31 May 2024.

Note: Booster doses in this report refer to any dose 2 or above administered to an individual.

Infection control and audit

The Aged Care Quality and Safety Commission (Commission) conducts site audits and assessment contacts (site and non-site) to monitor and assess residential aged care services against the Aged Care Quality Standards (see Table 5 below). This may include conducting infection control monitoring (ICM) spot checks.

An ICM spot check involves an on-site visit to residential aged care services, without an outbreak, to observe infection control practices, to ensure that staff, management, and visitors are adhering to safe personal protective equipment protocols and to safe infection control arrangements, as required under the Quality Standards.

As at 17 October 2024, the Commission had conducted 6,068 ICM spot checks to observe infection control practices and PPE protocols in RACHs.

Table 5: Total quality assessment and monitoring activities with residential services (including IPC), by type and month 1 March 2020 to 17 October 2024

Regulatory Activities	2019-20 (1 Mar - 30 Jun 2020)	2020-21	2021-22	2022-23	2023-24	2024-25 (to 17 Oct 2024)	Total
Site visits	318	3,452	1,732	3,814	2,840	767	12,923
Non-site activities	3,704	8,396	6,665	1,413	487	173	20,838
Total activities	4,022	11,848	8,397	5,227	3,327	940	33,761

Appendix: National residential aged care homes (RACHs) with active outbreaks COVID-19

Please note, information reported in this table has been directly reported to the department by RACHs.

'Total cases' refers to all staff and resident cases associated with the active outbreak and may not reflect the count of currently active cases.

Where numbers have been incorrectly reported, RACHs are able to correct these in the COVID-19 Support Portal through My Aged Care.

Where a RACH is reporting less than six resident or staff cases or less than six deaths, data has been suppressed to protect the privacy of affected individuals (note that "n/p" indicates data is not provided to protect privacy).

Data below for individual services is as at 24 October 2024.

Service Name	State	Resident Deaths	Resident Cases	Staff Cases	Total Cases
Mountain View Aged Care Plus Centre	Australian Capital Territory	0	<6	0	<6
Agris Hutroff House	New South Wales	0	<6	0	<6
Anglicare Brian King Gardens	New South Wales	0	<6	<6	<6
Anglicare Warrina Residential Care	New South Wales	0	<6	0	<6
Arcare Oatlands	New South Wales	0	10	<6	n/p
Ascott Gardens	New South Wales	0	6	<6	n/p
Banksia Village	New South Wales	0	16	12	28
BaptistCare Caloola Centre	New South Wales	0	18	<6	n/p
Beecroft House Aged Care	New South Wales	0	7	<6	n/p
Bolton Clarke Bayside (PKA - Bayside Residential Aged Care Facility)	New South Wales	0	<6	0	<6
Bolton Clarke Cabrini	New South Wales	0	21	7	28
Boronia House	New South Wales	0	<6	0	<6
Bupa Waratah	New South Wales	0	<6	0	<6
Catholic Healthcare St Francis Aged Care	New South Wales	0	<6	0	<6
Catholic Healthcare St Joseph's Aged Care	New South Wales	0	10	<6	n/p
Denhams Beach Care Community	New South Wales	0	<6	0	<6
Dubbo Homestead Care Community	New South Wales	0	6	<6	n/p
Estia Health Aberglasslyn	New South Wales	0	<6	0	<6
Green Hills Residential Care Service	New South Wales	0	6	<6	n/p

Service Name	State	Resident Deaths	Resident Cases	Staff Cases	Total Cases
Heiden Park Lodge	New South Wales	0	<6	0	<6
Hippocrates Aged Care Centre	New South Wales	0	<6	<6	<6
John Edmondson VC Gardens	New South Wales	0	<6	0	<6
Lansdowne Gardens on Wycombe	New South Wales	0	<6	0	<6
Mark Moran at Little Bay	New South Wales	0	<6	<6	<6
Mary Mackillop Hostel Carrington Retirement Village	New South Wales	0	13	<6	n/p
Mary Potter Nursing Home	New South Wales	0	14	<6	n/p
Milford House Nursing Home	New South Wales	0	<6	6	n/p
Naroo Frail Aged Hostel	New South Wales	0	<6	0	<6
Paling Court Residential Aged Care	New South Wales	0	23	<6	n/p
Pathways Sailors Bay	New South Wales	0	<6	0	<6
Randwick Montefiore Home	New South Wales	0	<6	<6	<6
Raymond Terrace Gardens Care Community	New South Wales	0	<6	0	<6
Regis Hurstville	New South Wales	0	7	<6	n/p
Remembrance Village	New South Wales	0	26	<6	n/p
Southern Cross Care Thornton Park	New South Wales	0	<6	<6	8
Southaven Aged Care	New South Wales	0	<6	0	<6
St Elizabeth Home	New South Wales	0	<6	0	<6
St Vincent's Care Services Auburn	New South Wales	0	<6	<6	6
St Vincent's Care Services Edgecliff	New South Wales	0	17	<6	n/p
Uniting St Columba's Lane Cove	New South Wales	<6	<6	<6	7
William Beech Gardens - Bushmaster	New South Wales	0	10	<6	n/p
Windermere Aged Care Facility	New South Wales	0	7	<6	n/p
Arcare Parkinson	Queensland	0	<6	<6	<6
Blue Care Bundaberg Riverlea Aged Care Facility	Queensland	0	<6	<6	<6
Bolton Clarke Moreton Shores	Queensland	0	<6	0	<6

Service Name	State	Resident Deaths	Resident Cases	Staff Cases	Total Cases
Bolton Clarke The Terraces	Queensland	0	<6	0	<6
Lutheran Services - Trinder Park	Queensland	0	<6	<6	6
NewDirection Care at Bellmere	Queensland	0	<6	<6	8
North Lakes Terrace Care Community	Queensland	0	<6	0	<6
Ozcare - Toowoomba	Queensland	0	<6	<6	8
Ozcare Villa Vincent	Queensland	0	<6	0	<6
PM Aged Care	Queensland	0	11	6	17
Regis Ayr	Queensland	0	<6	<6	<6
Regis Bulimba	Queensland	<6	28	6	34
Southern Cross Care Holland Park - Duhig Village	Queensland	0	<6	<6	6
Springwood Terrace Care Community	Queensland	0	7	<6	n/p
Wellington Park Private Care	Queensland	0	<6	<6	<6
Barunga Village Incorporated	South Australia	0	<6	<6	<6
Bethsalem Care	South Australia	0	28	16	44
Estia Health Burton	South Australia	0	<6	0	<6
Estia Health Encounter Bay	South Australia	0	0	<6	<6
Estia Health Lockleys	South Australia	0	<6	0	<6
Estia Health Salisbury East	South Australia	0	23	<6	n/p
McCracken Views Residential Care	South Australia	0	<6	0	<6
Regis Burnside	South Australia	0	20	<6	n/p
Resthaven Mitcham	South Australia	0	9	0	9
Riverview Lutheran Rest Home	South Australia	0	<6	<6	<6
Sheoak Lodge	South Australia	0	11	<6	n/p
St Basil's Aegean Village	South Australia	0	<6	<6	<6
St Basil's at St Peters	South Australia	0	<6	0	<6
The House of Saint Hilarion	South Australia	0	<6	0	<6

Service Name	State	Resident Deaths	Resident Cases	Staff Cases	Total Cases
The Pines Lodge Residential Care	South Australia	0	7	<6	n/p
Bishop Davies Court	Tasmania	0	<6	<6	<6
Regis Tasmania - Eastern Shore	Tasmania	0	8	<6	n/p
Regis Tasmania - Norwood	Tasmania	0	8	<6	n/p
The Queen Victoria Home	Tasmania	0	26	21	47
Tyler Village	Tasmania	0	6	<6	n/p
Uniting AgeWell Ningana	Tasmania	0	<6	<6	<6
Alan David Lodge	Victoria	0	6	<6	n/p
Aurum Plenty	Victoria	0	26	7	33
Avonlea	Victoria	0	8	6	14
Baptcare - Hedley Sutton Community	Victoria	0	6	0	6
Baptcare - Karana Community	Victoria	0	16	7	23
Baptcare Peninsula View Community	Victoria	0	7	<6	n/p
BlueCross Westgarth	Victoria	0	<6	<6	<6
Bolga Court Hostel	Victoria	0	<6	<6	8
Bolton Clarke Glendale (VIC)	Victoria	<6	70	13	83
Bolton Clarke Riddell Gardens	Victoria	0	<6	0	<6
Bupa Caulfield	Victoria	0	25	14	39
Bupa Clayton	Victoria	0	20	<6	n/p
Bupa Croydon	Victoria	0	26	0	26
Calvary Balmoral Grove	Victoria	0	<6	<6	6
Calvary Bayview	Victoria	0	7	<6	n/p
Calvary St Judes	Victoria	0	8	<6	n/p
Campbell Place	Victoria	0	11	<6	n/p
Cardinia Community Aged Care	Victoria	0	7	<6	n/p
Carinya Lodge Hostel	Victoria	0	<6	<6	n/p

Service Name	State	Resident Deaths	Resident Cases	Staff Cases	Total Cases
Carrum Downs Aged Care	Victoria	0	11	<6	n/p
Coppin Centre	Victoria	0	<6	0	<6
Coptic Hostel	Victoria	0	13	<6	n/p
Corangamarah	Victoria	0	9	<6	n/p
Craigcare Berwick	Victoria	0	<6	<6	<6
Drysdale Grove	Victoria	0	18	9	27
Epping Meadows Care Community	Victoria	0	10	0	10
Estia Health Bannockburn	Victoria	0	<6	<6	8
Estia Health Leopold	Victoria	0	16	<6	n/p
Estia Health Melton South	Victoria	0	<6	0	<6
Grand Cedar	Victoria	0	<6	0	<6
Hepburn House	Victoria	0	12	7	19
Kensington Grange	Victoria	0	23	0	23
Lyndoch Hostel	Victoria	0	<6	0	<6
Mayflower Reservoir	Victoria	0	<6	0	<6
McKellar Centre	Victoria	0	9	<6	n/p
mecwacare Calwell Manor	Victoria	0	11	6	17
mecwacare Susan Barton House	Victoria	0	9	<6	n/p
Mercy Place Montrose	Victoria	0	0	<6	<6
Mercy Place Parkville	Victoria	6	33	15	48
Ocean Mist Aged Care	Victoria	<6	8	<6	n/p
Park Lane Croydon	Victoria	0	<6	<6	<6
Peninsula Grange Aged Care	Victoria	0	<6	<6	7
Point Cook Manor	Victoria	0	<6	0	<6
Rathdowne Place	Victoria	0	8	<6	n/p
Regis Cranbourne	Victoria	0	24	<6	n/p

Service Name	State	Resident Deaths	Resident Cases	Staff Cases	Total Cases
Regis Shenley Manor	Victoria	0	10	0	10
Rowville Manor	Victoria	0	12	<6	n/p
St Vincent's Care Services Hawthorn	Victoria	0	15	<6	n/p
The Belmont Residential Aged Care	Victoria	0	7	0	7
Twin Parks Aged Care Centre	Victoria	0	12	<6	n/p
Vasey RSL Care Frankston South	Victoria	0	<6	0	<6
Village Glen Aged Care Residences - Capel Sound	Victoria	0	<6	<6	<6
Weary Dunlop Retirement Village	Victoria	<6	16	<6	n/p
Aegis Ellenvale	Western Australia	0	<6	0	<6
Aegis Shoalwater	Western Australia	0	<6	<6	9
Baptistcare Gracewood	Western Australia	0	6	0	6
Brightwater Birralee	Western Australia	0	<6	0	<6
Brightwater Oxford Gardens	Western Australia	0	8	<6	n/p
Esperance Aged Care Facility	Western Australia	0	22	30	52
Jeremiah Donovan House	Western Australia	0	7	0	7
MercyCare Wembley Catherine McAuley	Western Australia	0	<6	0	<6
Michael Lee Centre	Western Australia	0	<6	0	<6
Murdoch Gardens Care Community	Western Australia	0	<6	0	<6
SwanCare Ningana	Western Australia	0	<6	<6	9