



# COVID-19 outbreaks in Australian residential aged care homes

## National snapshot

As at 8:00 am 3 October 2024, there are 862 active COVID-19 cases reported in 131 active outbreaks in residential aged care homes (RACHs) across Australia. There have been 54 new outbreaks, 8 new resident deaths and 759 combined new resident and staff cases reported since 26 September 2024.

Table 1: Aged Care COVID-19 data as at 8.00am 3 October 2024<sup>1</sup>

Category	Active <sup>2</sup>	Change in active (7 days)	Cumulative Total	Cumulative increase (7 days)
Outbreaks <sup>3</sup>	131	4	23,073	54
RACHs affected	131	4	2,898	0
Resident cases <sup>4</sup>	634	-81	224,988	548
Resident deaths	N/A	N/A	7,020	8
Staff cases	228	-4	121,135	211

Residential aged care homes with active outbreaks are included in [Appendix](#).

Table 2: Overview of active outbreaks in Australia

	ACT	NSW	NT	QLD	SA	TAS	VIC	WA	Total
Total RACHs with outbreaks	0	41	0	17	7	1	59	6	131
Total number of active resident cases	0	222	0	96	29	11	264	12	634
Total number of active staff cases	0	77	0	55	7	7	72	10	228
Total outbreaks opened in previous 7 days	0	17	0	8	3	2	22	2	54
Total outbreaks closed in previous 7 days	0	15	0	11	4	1	18	1	50

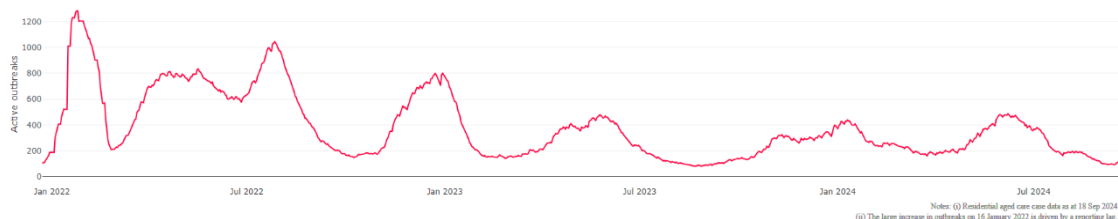
<sup>1</sup> Outbreak opening and closure includes changes in the status of exposure sites to outbreaks (and vice versa), which are applied retrospectively to facility records. New case information can also change the status of a recovered site back to an active outbreak site. As a result, changes in active outbreak status may not align with day-on-day variations to active totals. These adjustments will also affect the number of cases in staff and residents reported each week.

<sup>2</sup> Active residents and staff cases are the total currently positive cases in active outbreaks

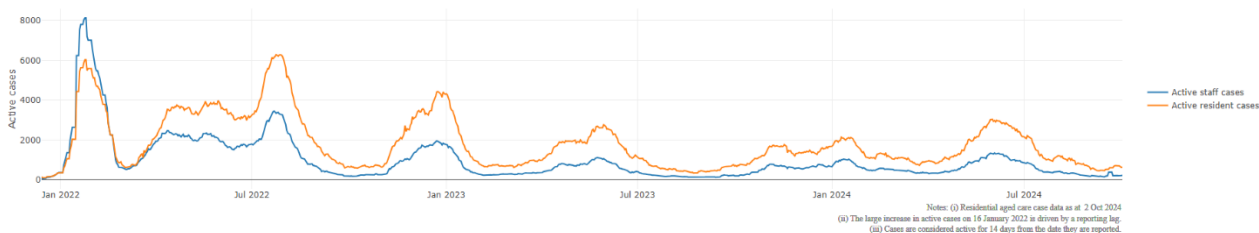
<sup>3</sup> An outbreak is considered to be active pending advice from the relevant Public Health Unit. An outbreak is defined as at least 1 (one) positive case in a resident or 2+ cases in staff.

<sup>4</sup> Case numbers and numbers of deaths are dependent upon reporting from RACHs. This is subject to change as further information is provided.

**Figure 1: National outbreak trends in aged care**



**Figure 2: Trends in aged care cases – December 2021 to present**



## Mortality

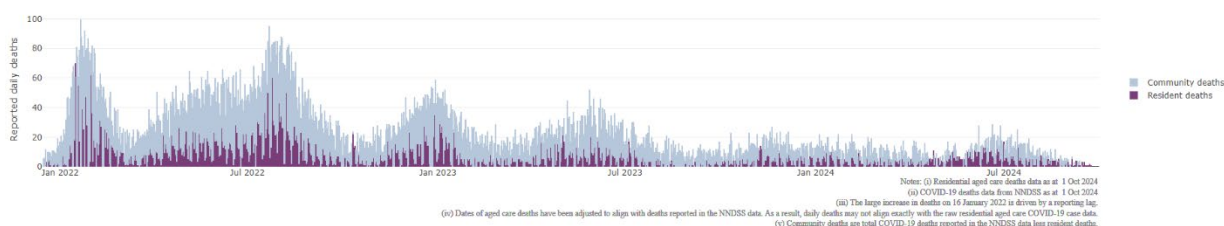
For the period of 1 July 2024 to 24 September 2024, COVID-19 is recorded as the cause of death in 1.6% of all deaths in permanent residents in aged care homes.

Since the beginning of the Omicron outbreak in mid-December<sup>5</sup> 2021, there have been 166,804 deaths in residential aged care from all causes (report period from 15 December 2021 to 24 September 2024)<sup>6</sup>. COVID-19 deaths account for 3.7% of this figure.

There has been a decrease year on year for the rate of case fatality<sup>7</sup>, from a 33% case fatality rate in resident COVID-19 cases in 2020 to 3.3% in 2022 and 1.9% since 1 July 2024.

Over the course of the pandemic, all-cause excess mortality in residential aged care was below expected numbers in 2020, and within expected range in 2021. In the first half of 2022, all-cause excess mortality in residential aged care was above the expected range. Excess mortality for the second half of the 2022 is yet to be finalised.

**Figure 3: COVID-19 deaths in RACHs overlaid with community deaths**



<sup>5</sup> The Omicron outbreak start date has been redefined from late November 2021 to mid-December 2021. Changes have been made to align reporting with the start date of Omicron published in the department's external facing Epidemiology report.

<sup>6</sup> The department is now accessing aged care deaths data from the SIEBEL dataset. Figures are live and subject to change. Source: Department of Health and Aged Care unpublished data / SIEBEL dataset.

<sup>7</sup> Case fatality calculated as total reported resident COVID-19 deaths divided by total resident COVID-19 cases.

## Workforce in active residential aged care outbreaks

As at 2 October 2024, surge workforce providers report a total of 198,289 shifts delivered in aged care services impacted by COVID-19. These shifts include roles for GPs, nurses, care workers, allied health workers, executive and ancillary staff. In the past week surge workforce providers have reported assisting 9 residential aged care homes and filled 245 shifts in aged care services.

**Table 3: Workforce resources supplied to RACHs**

Workforce provider	Total shifts	Previous 7 days
Aspen Medical <sup>8</sup>	32,025	105
HealthX <sup>9</sup>	36,642	140
Randstad <sup>10</sup>	878	0
Previous contracted providers <sup>11</sup>	128,744	N/A
<b>Total</b>	<b>198,289</b>	<b>245</b>

<sup>8</sup>Aspen Medical shift data as at 2 October 2024, reported fortnightly.

<sup>9</sup>HealthX shift data as at 2 October 2024, reported weekly.

<sup>10</sup>Randstad shift data as at 2 October 2024, reported weekly.

<sup>11</sup>Previous contracted providers include RCSA, HealthCare Australia, Mable and Torrens.

## Oral antiviral treatments

Distribution of the oral anti-viral Lagevrio (Molnupiravir) commenced on 6 February 2022 to all RACHs with outbreak sites prioritised for delivery. The National Medical Stockpile has deployed 48,269 treatment courses of Lagevrio (Molnupiravir) to RACHs.

136,524 prescriptions for Lagevrio (Molnupiravir) have been issued to residents in RACHs, with a further 17,798 prescriptions for Paxlovid (nirmatrelvir + ritonavir) also issued since 28 February 2022 and up to 31 August 2024.

*\*Note: Oral antiviral data is only being updated monthly.*

## Vaccination in RACHs

On 29 February 2024, recommendations for 2024 COVID-19 vaccinations were released. Recommended doses for the program in 2024 are based on an individual's age and level of severe immunocompromise.

In 2024, those aged 75 years and over are recommended to get a COVID-19 vaccine dose every 6 months. Those aged over 65 years of age, and adults with severe immunocompromise are recommended to receive a COVID-19 vaccine dose every 12 months and are eligible to receive a COVID-19 vaccine dose every 6 months based on individual risk-benefit assessments. All other adults can receive a single dose this year.

Recommendations can be found on the Department of Health and Aged Care (department) website at:

<https://www.health.gov.au/our-work/covid-19-vaccines/getting-your-vaccination/booster-doses>.

People are encouraged to seek vaccination advice from their healthcare providers, specific to their circumstances.

People living in residential aged care are a high priority for the Government's COVID-19 vaccination program.

Older age remains the biggest risk factor for severe COVID-19 disease. Vaccination offers added protection to help reduce the risk of severe illness or hospitalisation of aged care residents.

The department is working with both the aged care and primary care sectors to ensure residents have access to the COVID-19 vaccine. The department continues to target support for RACHs to arrange COVID-19 vaccinations with local primary care providers such as GPs, community pharmacists and Aboriginal Community Controlled Health Services.

As at 2 October 2024:

- 71.8% of aged care residents have received a booster dose in the last 12 months.
- For residents over the age of 75:
  - 87,128 (52.8%) aged care residents received a booster dose in the last 6 months.
- 7,607 aged care residents have received a vaccination in the last 28 days (compared to 16,386 in the 28 days prior).

**Table 4: Aged care COVID-19 Booster Doses (data as at 2 October 2024)**

Jurisdiction	75+ with booster in last 6 months	
	Residents vaccinated	% of residents vaccinated
National	87,128	52.8%
NSW	27,972	52.6%
VIC	23,023	54.0%
QLD	16,821	50.8%
WA	8,086	52.8%
SA	7,888	54.8%
TAS	1,853	49.8%
ACT	1,298	61.3%
NT	<200	51.2%

*Data in this report is sourced from Australian Immunisation Register (AIR) data of residents in permanent residential aged care homes.*

*An updated data methodology was implemented on 7 August 2024. Aged Care AIR data as at 2 October 2024; Matched AIR data uses a snapshot of permanent residents in residential aged care homes as at 31 May 2024. The Residential Aged Care Home (RACH) Recipient ID to Medicare PIN linkage file was loaded into Health Enterprise Data Warehouse on 11 July 2024 which linked Medicare Consumer Directory data as at 11 October 2023 and RACH recipient data as at 31 January 2024.*

*Note: Booster doses in this report refer to any dose 2 or above administered to an individual.*

## Infection control and audit

The Aged Care Quality and Safety Commission (Commission) conducts site audits and assessment contacts (site and non-site) to monitor and assess residential aged care services against the Aged Care Quality Standards (see Table 5 below). This may include conducting infection control monitoring (ICM) spot checks.

An ICM spot check involves an on-site visit to residential aged care services, without an outbreak, to observe infection control practices, to ensure that staff, management, and visitors are adhering to safe personal protective equipment protocols and to safe infection control arrangements, as required under the Quality Standards.

As at 3 October 2024, the Commission had conducted 6,068 ICM spot checks to observe infection control practices and PPE protocols in RACHs.

**Table 5: Total quality assessment and monitoring activities with residential services (including IPC), by type and month 1 March 2020 to 3 October 2024**

Regulatory Activities	2019-20 (1 Mar - 30 Jun 2020)	2020-21	2021-22	2022-23	2023-24	2024-25 (to 3 Oct 2024)	Total
Site visits	318	3,452	1,732	3,814	2,840	691	12,847
Non-site activities	3,709	8,381	6,665	1,413	487	168	20,833
Total activities	4,027	11,833	8,397	5,227	3,327	859	33,680

## Appendix: National residential aged care homes (RACHs) with active outbreaks COVID-19

Please note, information reported in this table has been directly reported to the department by RACHs.

'Total cases' refers to all staff and resident cases associated with the active outbreak and may not reflect the count of currently active cases.

Where numbers have been incorrectly reported, RACHs are able to correct these in the COVID-19 Support Portal through My Aged Care.

Where a RACH is reporting less than six resident or staff cases or less than six deaths, data has been suppressed to protect the privacy of affected individuals (note that "n/p" indicates data is not provided to protect privacy).

Data below for individual services is as at 3 October 2024.

Service Name	State	Resident Deaths	Resident Cases	Staff Cases	Total Cases
Anglican Care Jesmond Grove	New South Wales	0	6	<6	n/p
Anglicare Donington Court	New South Wales	0	<6	<6	<6
Anglicare Eileen Armstrong House	New South Wales	0	11	11	22
Avondale House	New South Wales	0	20	11	31
BaptistCare Morven Gardens Centre	New South Wales	0	<6	<6	6
BaptistCare Warena Centre	New South Wales	0	19	0	19
Bolton Clarke Cabrini	New South Wales	0	<6	0	<6
Bolton Clarke Coastal Waters (PKA - Coastal Waters Aged Care)	New South Wales	0	6	0	6
Bolton Clarke Willowdale	New South Wales	0	<6	<6	<6
Calvary Mt Carmel Retirement Community	New South Wales	0	<6	<6	<6
Calvary St Joseph's Retirement Community	New South Wales	0	<6	0	<6
Carino Care at Russell Lea	New South Wales	0	15	6	21
Casa Mia Aged Care Centre	New South Wales	0	10	<6	n/p
Columbia Aged Care Services - Oberon Village	New South Wales	0	10	10	20
Constitution Hill Aged Care	New South Wales	0	<6	0	<6
Cooinda	New South Wales	0	<6	0	<6
Dubbo Homestead Care Community	New South Wales	0	10	<6	n/p
Estia Health Camden	New South Wales	0	39	12	51
Frank And Jess Kennett Home	New South Wales	0	<6	<6	7

Service Name	State	Resident Deaths	Resident Cases	Staff Cases	Total Cases
<b>Genista Aged Care Facility</b>	New South Wales	0	10	<6	n/p
<b>Groves House</b>	New South Wales	0	<6	<6	7
<b>HammondCare Waratah</b>	New South Wales	0	12	<6	n/p
<b>Kintyre Lodge - Dubbo</b>	New South Wales	0	<6	<6	<6
<b>Leigh Place</b>	New South Wales	0	<6	<6	<6
<b>Macquarie Lodge Aged Care Plus Centre</b>	New South Wales	0	<6	<6	<6
<b>Moran Sylvania</b>	New South Wales	0	<6	0	<6
<b>Paling Court Residential Aged Care</b>	New South Wales	0	14	<6	n/p
<b>Pembroke Lodge</b>	New South Wales	0	17	<6	n/p
<b>RFBI Cessnock Masonic Village</b>	New South Wales	0	15	<6	n/p
<b>St Vincent's Care Services Yennora</b>	New South Wales	0	8	<6	n/p
<b>The Whiddon Group - Glenfield</b>	New South Wales	0	<6	0	<6
<b>The Whiddon Group - Grafton</b>	New South Wales	0	<6	7	n/p
<b>Toongabbie Terrace Care Community</b>	New South Wales	0	6	<6	n/p
<b>Uniting Aldersgate Lilyfield</b>	New South Wales	0	14	6	20
<b>Uniting Caroon Yamba</b>	New South Wales	0	10	6	16
<b>Uniting Kamilaroi Lane Cove</b>	New South Wales	0	<6	<6	<6
<b>Uniting Nunyara Peakhurst</b>	New South Wales	0	25	<6	n/p
<b>Uniting Osborne Nowra</b>	New South Wales	0	25	6	31
<b>Wagga Wagga Community Aged Care</b>	New South Wales	0	<6	0	<6
<b>Winston Hillside Care Community</b>	New South Wales	0	21	<6	n/p
<b>Yallambee Village</b>	New South Wales	0	7	0	7
<b>Arcare Hope Island</b>	Queensland	0	<6	<6	7
<b>Berlasco Court Caring Centre</b>	Queensland	0	14	13	27
<b>Blue Care Capricorn Aged Care Facility</b>	Queensland	0	22	9	31
<b>Blue Care Kenmore Aged Care Facility</b>	Queensland	0	11	6	17

Service Name	State	Resident Deaths	Resident Cases	Staff Cases	Total Cases
<b>Blue Care Lowood Glenwood Aged Care Facility</b>	Queensland	0	7	<6	n/p
<b>Blue Care Mackay Homefield Aged Care Facility</b>	Queensland	0	17	9	26
<b>Bolton Clarke Baycrest</b>	Queensland	0	7	<6	n/p
<b>Bolton Clarke Sandbrook</b>	Queensland	0	<6	0	<6
<b>Harbour Quays Residential Aged Care</b>	Queensland	0	<6	<6	<6
<b>Kerrisdale Gardens</b>	Queensland	0	9	8	17
<b>Ozcare Innisfail</b>	Queensland	<6	30	17	47
<b>Regis Bulimba</b>	Queensland	0	15	<6	n/p
<b>Regis Maroochydore</b>	Queensland	0	<6	0	<6
<b>Residency by Dillons Tin Can Bay</b>	Queensland	0	<6	<6	6
<b>Sinnamon Village - Knowles Court</b>	Queensland	0	19	<6	n/p
<b>St Paul de Chartres Residential Aged Care</b>	Queensland	0	<6	0	<6
<b>Whiddon Beaudesert Star</b>	Queensland	0	47	39	86
<b>ACH Group Residential Care - Perry Park (high care)</b>	South Australia	0	<6	0	<6
<b>Bonney Lodge</b>	South Australia	0	<6	<6	<6
<b>Estia Health Burton</b>	South Australia	0	<6	<6	<6
<b>Estia Health Craigmores</b>	South Australia	0	<6	<6	<6
<b>Kalyra Belair Aged Care</b>	South Australia	0	<6	0	<6
<b>Ridleyton Greek Home for the Aged</b>	South Australia	0	17	<6	n/p
<b>Warrina Park Residential Aged Care Service</b>	South Australia	0	<6	<6	<6
<b>The Queen Victoria Home</b>	Tasmania	0	12	7	19
<b>Anzac Lodge Private Nursing Home</b>	Victoria	0	6	0	6
<b>Arcare Caulfield</b>	Victoria	0	8	0	8
<b>Arcare Cheltenham</b>	Victoria	0	<6	0	<6
<b>Arcare Keysborough</b>	Victoria	0	6	0	6
<b>Arcare Knox</b>	Victoria	0	<6	<6	<6

Service Name	State	Resident Deaths	Resident Cases	Staff Cases	Total Cases
<b>Avoca Hostel</b>	Victoria	0	7	6	13
<b>Avoca Nursing Home</b>	Victoria	0	15	8	23
<b>Bairnsdale Regional Health Service</b>	Victoria	0	<6	0	<6
<b>Baptcare - Hedley Sutton Community</b>	Victoria	0	12	6	18
<b>Baptcare - Strathalan Community</b>	Victoria	0	11	7	18
<b>Baptcare Brookview Community</b>	Victoria	0	<6	0	<6
<b>Baptcare Wattle Grove Community</b>	Victoria	0	26	<6	n/p
<b>Baptcare Wyndham Lodge Community</b>	Victoria	0	12	<6	n/p
<b>Beechworth Health Service Residential Care Program</b>	Victoria	0	10	<6	n/p
<b>Bentons Lodge - Residential Aged Service</b>	Victoria	0	<6	<6	<6
<b>BlueCross Gardenia</b>	Victoria	0	<6	0	<6
<b>BlueCross Scotchmans Creek</b>	Victoria	0	18	<6	n/p
<b>BlueCross The Mews</b>	Victoria	0	<6	0	<6
<b>Bolton Clarke Camberwell Green</b>	Victoria	0	<6	<6	<6
<b>Bolton Clarke Glendale (VIC)</b>	Victoria	0	26	7	33
<b>Bupa Coburg</b>	Victoria	0	10	<6	n/p
<b>Bupa Templestowe</b>	Victoria	0	11	<6	n/p
<b>Calvary Bayview</b>	Victoria	0	6	0	6
<b>Calvary Elouera</b>	Victoria	0	6	<6	n/p
<b>Calvary Sandhurst</b>	Victoria	0	<6	<6	6
<b>Calvary Strzelecki House</b>	Victoria	0	<6	<6	<6
<b>Calvary The Regent</b>	Victoria	0	6	<6	n/p
<b>Carshalton House Hostel</b>	Victoria	0	21	<6	n/p
<b>Casterton Memorial Hospital Nursing Home</b>	Victoria	0	<6	<6	<6
<b>Chestnut Gardens Aged Care Home</b>	Victoria	0	<6	<6	<6
<b>Embracia in Reservoir</b>	Victoria	0	13	0	13

Service Name	State	Resident Deaths	Resident Cases	Staff Cases	Total Cases
<b>Emmy Monash Aged Care</b>	Victoria	0	<6	0	<6
<b>Estia Health Altona Meadows</b>	Victoria	<6	51	20	71
<b>Estia Health Bentleigh</b>	Victoria	0	<6	<6	<6
<b>Estia Health South Morang</b>	Victoria	<6	21	9	30
<b>Estia Health Yarra Valley</b>	Victoria	0	14	8	22
<b>Eva Tilley Memorial Hostel</b>	Victoria	0	<6	0	<6
<b>Jacaranda House Hostel</b>	Victoria	0	<6	0	<6
<b>Johnson-Goodwin Memorial Homes</b>	Victoria	0	27	14	41
<b>Liferview Emerald Glades</b>	Victoria	0	17	<6	n/p
<b>mecwacare Noel Miller Centre</b>	Victoria	0	<6	<6	<6
<b>Mercy Place Dandenong</b>	Victoria	0	9	<6	n/p
<b>Mercy Place Lynbrook</b>	Victoria	0	<6	0	<6
<b>Mercy Place Parkville</b>	Victoria	0	8	8	16
<b>Rathdowne Place</b>	Victoria	0	<6	0	<6
<b>Regis Dandenong North</b>	Victoria	<6	31	<6	n/p
<b>Rose Lodge</b>	Victoria	0	8	<6	n/p
<b>Shepparton Aged Care</b>	Victoria	0	18	<6	n/p
<b>Sheridan Aged Care</b>	Victoria	0	6	<6	n/p
<b>St Vincent's Care Services Eltham - Eltham Lodge</b>	Victoria	0	<6	0	<6
<b>St Vincent's Care Services Hawthorn</b>	Victoria	0	<6	<6	<6
<b>Sutherland Lodge</b>	Victoria	0	8	<6	n/p
<b>The Bays Aged Care Facility</b>	Victoria	<6	<6	0	<6
<b>Trinity Manor</b>	Victoria	0	21	6	27
<b>Uniting AgeWell Hawthorn Community</b>	Victoria	0	13	<6	n/p
<b>Vasey RSL Care Bundoora</b>	Victoria	0	<6	0	<6
<b>Victoria Grange Residential Aged Care Facility</b>	Victoria	0	<6	<6	<6

Service Name	State	Resident Deaths	Resident Cases	Staff Cases	Total Cases
<b>Village Glen Aged Care Residences - Mornington</b>	Victoria	0	<6	0	<6
<b>Whittlesea Lodge</b>	Victoria	0	13	9	22
<b>Armadale Place Care Community</b>	Western Australia	0	7	<6	n/p
<b>Brightwater Birralelee</b>	Western Australia	0	11	0	11
<b>Brightwater Inglewood</b>	Western Australia	0	11	<6	n/p
<b>Brightwater The Cove</b>	Western Australia	0	<6	<6	n/p
<b>Brightwater The Oaks</b>	Western Australia	0	0	<6	<6
<b>Juniper Numbala Nunga</b>	Western Australia	0	<6	0	<6