



# COVID-19 outbreaks in Australian residential aged care homes

## National snapshot

As at 8:00 am 5 September 2024, there are 814 active COVID-19 cases reported in 111 active outbreaks in residential aged care homes (RACHs) across Australia. There have been 53 new outbreaks, 8 new resident deaths and 630 combined new resident and staff cases reported since 29 August 2024.

**Table 1: Aged Care COVID-19 data as at 8.00am 5 September 2024<sup>1</sup>**

Category	Active <sup>2</sup>	Change in active (7 days)	Cumulative Total	Cumulative increase (7 days)
<b>Outbreaks<sup>3</sup></b>	111	-18	22,827	53
<b>RACHs affected</b>	111	-18	2,898	0
<b>Resident cases<sup>4</sup></b>	597	-133	222,759	464
<b>Resident deaths</b>	N/A	N/A	6,991	8
<b>Staff cases</b>	217	14	120,313	166

Residential aged care homes with active outbreaks are included in [Appendix](#).

**Table 2: Overview of active outbreaks in Australia**

	ACT	NSW	NT	QLD	SA	TAS	VIC	WA	Total
<b>Total RACHs with outbreaks</b>	2	40	0	20	9	1	32	7	<b>111</b>
<b>Total number of active resident cases</b>	7	266	0	97	45	5	119	58	<b>597</b>
<b>Total number of active staff cases</b>	0	91	0	40	13	0	47	26	<b>217</b>
<b>Total outbreaks opened in previous 7 days</b>	1	15	0	12	2	1	20	2	<b>53</b>
<b>Total outbreaks closed in previous 7 days</b>	0	11	0	17	6	1	29	5	<b>69</b>

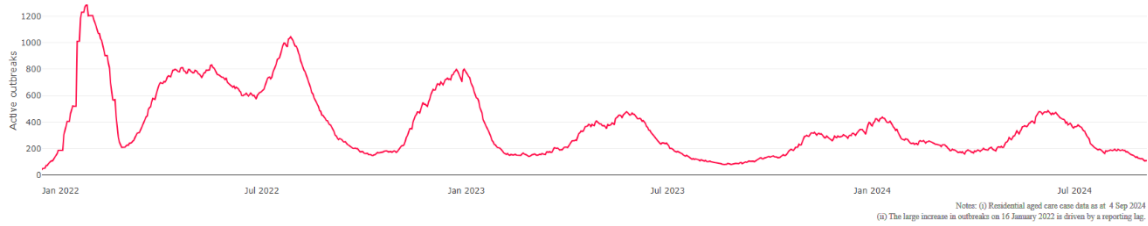
<sup>1</sup> Outbreak opening and closure includes changes in the status of exposure sites to outbreaks (and vice versa), which are applied retrospectively to facility records. New case information can also change the status of a recovered site back to an active outbreak site. As a result, changes in active outbreak status may not align with day-on-day variations to active totals. These adjustments will also affect the number of cases in staff and residents reported each week.

<sup>2</sup> Active residents and staff cases are the total currently positive cases in active outbreaks

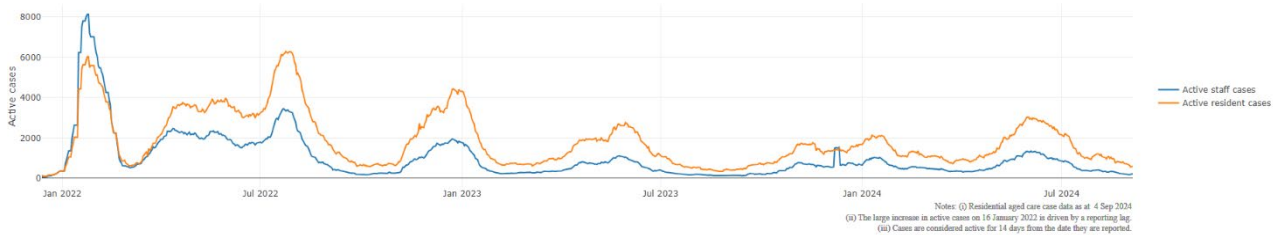
<sup>3</sup> An outbreak is considered to be active pending advice from the relevant Public Health Unit. An outbreak is defined as at least 1 (one) positive case in a resident or 2+ cases in staff.

<sup>4</sup> Case numbers and numbers of deaths are dependent upon reporting from RACHs. This is subject to change as further information is provided.

**Figure 1: National outbreak trends in aged care**



**Figure 2: Trends in aged care cases – December 2021 to present**



## Mortality

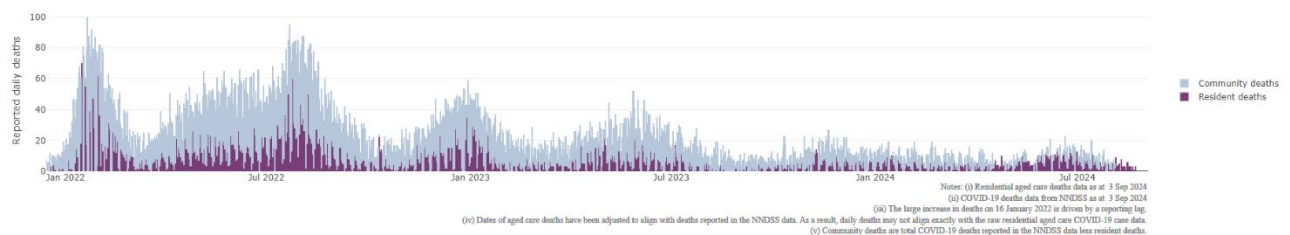
For the period of 1 January 2024 to 27 June 2024, COVID-19 is recorded as the cause of death in 2.1% of all deaths in permanent residents in aged care homes.

Since the beginning of the Omicron outbreak in mid-December<sup>5</sup> 2021, there have been 163,156 deaths in residential aged care from all causes (report period from 15 December 2021 to 31 August 2024)<sup>6</sup>. COVID-19 deaths account for 3.7% of this figure.

There has been a decrease year on year for the rate of case fatality<sup>7</sup>, from a 33% case fatality rate in resident COVID-19 cases in 2020 to 3.3% in 2022 and 1.8% currently.

Over the course of the pandemic, all-cause excess mortality in residential aged care was below expected numbers in 2020, and within expected range in 2021. In the first half of 2022, all-cause excess mortality in residential aged care was above the expected range. Excess mortality for the second half of the 2022 is yet to be finalised.

**Figure 3: COVID-19 deaths in RACHs overlaid with community deaths**



<sup>5</sup> The Omicron outbreak start date has been redefined from late November 2021 to mid-December 2021. Changes have been made to align reporting with the start date of Omicron published in the department's external facing Epidemiology report.

<sup>6</sup> The department is now accessing aged care deaths data from the SIEBEL dataset. Figures are live and subject to change. Source: Department of Health and Aged Care unpublished data / SIEBEL dataset.

<sup>7</sup> Case fatality calculated as total reported resident COVID-19 deaths divided by total resident COVID-19 cases.

## Workforce in active residential aged care outbreaks

As at 5 September 2024, surge workforce providers report a total of 197,415 shifts in aged care services impacted by COVID-19. These shifts include roles for GPs, nurses, care workers, allied health workers, executive and ancillary staff. In the past week surge workforce providers have reported assisting 7 residential aged care homes and filled 220 shifts in aged care services.

**Table 3: Workforce resources supplied to RACHs**

Workforce provider	Total shifts	Previous 7 days
Aspen Medical <sup>8</sup>	31,483	137
HealthX <sup>9</sup>	36,310	83
Randstad <sup>10</sup>	878	0
Previous contracted providers <sup>11</sup>	128,744	N/A
<b>Total</b>	<b>197,415</b>	<b>220</b>

<sup>8</sup>Aspen Medical shift data as at 4 September 2024, reported fortnightly.

<sup>9</sup>HealthX shift data as at 4 September 2024, reported weekly.

<sup>10</sup>Randstad shift data as at 5 September 2024, reported weekly.

<sup>11</sup>Previous contracted providers include RCSA, HealthCare Australia, Mable and Torrens.

## Oral antiviral treatments

Distribution of the oral anti-viral Lagevrio (Molnupiravir) commenced on 6 February 2022 to all RACHs with outbreak sites prioritised for delivery. The National Medical Stockpile has deployed 48,269 treatment courses of Lagevrio (Molnupiravir) to RACHs.

133,476 prescriptions for Lagevrio (Molnupiravir) have been issued to residents in RACHs, with a further 17,088 prescriptions for Paxlovid (nirmatrelvir + ritonavir) also issued since 28 February 2022 and up to 31 July 2024.

*\*Note: Oral antiviral data is only being updated monthly.*

## Vaccination in RACHs

On 29 February 2024, recommendations for 2024 COVID-19 vaccinations were released. Recommended doses for the program in 2024 are based on an individual's age and level of severe immunocompromise.

In 2024, those aged 75 years and over are recommended to get a COVID-19 vaccine dose every 6 months. Those aged over 65 years of age, and adults with severe immunocompromise are recommended to receive a COVID-19 vaccine dose every 12 months and are eligible to receive a COVID-19 vaccine dose every 6 months based on individual risk-benefit assessments. All other adults can receive a single dose this year.

Recommendations can be found on the Department of Health and Aged Care (department) website at:

<https://www.health.gov.au/our-work/covid-19-vaccines/getting-your-vaccination/booster-doses>.

People are encouraged to seek vaccination advice from their healthcare providers, specific to their circumstances.

People living in residential aged care are a high priority for the Government's COVID-19 vaccination program.

Older age remains the biggest risk factor for severe COVID-19 disease. Vaccination offers added protection to help reduce the risk of severe illness or hospitalisation of aged care residents.

The department is working with both the aged care and primary care sectors to ensure residents have access to the COVID-19 vaccine. The department continues to target support for RACHs to arrange COVID-19 vaccinations with local primary care providers such as GPs, community pharmacists and Aboriginal Community Controlled Health Services.

As at 4 September 2024:

- 70.9% of aged care residents have received a booster dose in the last 12 months.
- For residents over the age of 75:
  - 88,516 (53.8%) aged care residents received a booster dose in the last 6 months.
- 15,137 aged care residents have received a vaccination in the last 28 days (compared to 25,174 in the 28 days prior).

**Table 4: Aged care COVID-19 Booster Doses (data as at 4 September 2024)**

Jurisdiction	75+ with booster in last 6 months	
	Residents vaccinated	% of residents vaccinated
National	88,516	53.8%
NSW	27,952	52.6%
VIC	23,914	56.1%
QLD	16,627	50.3%
WA	8,398	54.9%
SA	8,029	55.8%
TAS	2,095	56.4%
ACT	1,290	61.0%
NT	211	58.3%

Data in this report is sourced from Australian Immunisation Register (AIR) data of residents in permanent residential aged care homes.

An updated data methodology was implemented on 7 August 2024. Aged Care AIR data as at 4 September 2024; Matched AIR data uses a snapshot of permanent residents in residential aged care homes as at 31 May 2024. The Residential Aged Care Home (RACH) Recipient ID to Medicare PIN linkage file was loaded into Health Enterprise Data Warehouse on 11 July 2024 which linked Medicare Consumer Directory data as at 11 October 2023 and RACH recipient data as at 31 January 2024.

Note: Booster doses in this report refer to any dose 2 or above administered to an individual.

## Infection control and audit

The Aged Care Quality and Safety Commission (Commission) conducts site audits and assessment contacts (site and non-site) to monitor and assess residential aged care services against the Aged Care Quality Standards (see Table 5 below). This may include conducting infection control monitoring (ICM) spot checks.

An ICM spot check involves an on-site visit to residential aged care services, without an outbreak, to observe infection control practices, to ensure that staff, management, and visitors are adhering to safe personal protective equipment protocols and to safe infection control arrangements, as required under the Quality Standards.

As at 5 September 2024, the Commission had conducted 6,050 ICM spot checks to observe infection control practices and PPE protocols in RACHs.

**Table 5: Total quality assessment and monitoring activities with residential services (including IPC), by type and month 1 March 2020 to 5 September 2024**

<b>Regulatory Activities</b>	<b>2019-20 (1 Mar - 30 Jun 2020)</b>	<b>2020-21</b>	<b>2021-22</b>	<b>2022-23</b>	<b>2023-24</b>	<b>2024-25 (to 5 Sep 2024)</b>	<b>Total</b>
<b>Site visits</b>	318	3,452	1,732	3,814	2,855	484	<b>12,655</b>
<b>Non-site activities</b>	3,709	8,381	6,665	1,413	489	141	<b>20,808</b>
<b>Total activities</b>	4,027	11,833	8,397	5,227	3,344	625	<b>33,463</b>

## Appendix: National residential aged care homes (RACHs) with active outbreaks COVID-19

Please note, information reported in this table has been directly reported to the department by RACHs.

'Total cases' refers to all staff and resident cases associated with the active outbreak and may not reflect the count of currently active cases.

Where numbers have been incorrectly reported, RACHs are able to correct these in the COVID-19 Support Portal through My Aged Care.

Where a RACH is reporting less than six resident or staff cases or less than six deaths, data has been suppressed to protect the privacy of affected individuals (note that "n/p" indicates data is not provided to protect privacy).

Data below for individual services is as at 5 September 2024.

Service Name	State	Resident Deaths	Resident Cases	Staff Cases	Total Cases
<b>Goodwin Ainslie (Goodwin House)</b>	Australian Capital Territory	0	<6	0	<6
<b>Uniting Amala Gordon ACT</b>	Australian Capital Territory	0	<6	0	<6
<b>Abel Tasman Village</b>	New South Wales	0	<6	<6	6
<b>Adina Care Cootamundra</b>	New South Wales	0	<6	0	<6
<b>Alstonville Adventist Aged Care Facility</b>	New South Wales	0	<6	<6	6
<b>Anglican Care Scenic Lodge Merewether</b>	New South Wales	0	<6	<6	<6
<b>Anglicare Dudley Foord House</b>	New South Wales	0	<6	<6	<6
<b>Anglicare Lemongrove Gardens</b>	New South Wales	0	<6	<6	<6
<b>Anglicare Mildred Symons House</b>	New South Wales	0	11	<6	n/p
<b>Anglicare Newmarch House</b>	New South Wales	0	<6	0	<6
<b>Anglicare Piper House</b>	New South Wales	0	21	<6	n/p
<b>Anglicare The Donald Coburn Centre</b>	New South Wales	0	14	0	14
<b>Aurum Erina</b>	New South Wales	0	27	8	35
<b>BaptistCare Shalom Centre</b>	New South Wales	0	20	<6	n/p
<b>BaptistCare Warabrook Centre</b>	New South Wales	0	13	<6	n/p
<b>Bayview Treetops Care Community</b>	New South Wales	0	35	11	46
<b>Belmore Place Care Community</b>	New South Wales	0	41	6	47
<b>Bolton Clarke Heritage Lodge</b>	New South Wales	0	<6	<6	6
<b>Brother Alberts Home</b>	New South Wales	0	<6	0	<6

Service Name	State	Resident Deaths	Resident Cases	Staff Cases	Total Cases
<b>Calvary St Francis Retirement Community</b>	New South Wales	0	28	11	39
<b>Catholic Healthcare St Peter's Lane Cove North</b>	New South Wales	0	14	8	22
<b>Catholic Healthcare Villa Maria Centre</b>	New South Wales	<6	6	<6	n/p
<b>Denhams Beach Care Community</b>	New South Wales	0	7	<6	n/p
<b>Emily Gardens at the Rock</b>	New South Wales	0	19	8	27
<b>Estia Health Epping - The Poplars</b>	New South Wales	0	32	13	45
<b>HammondCare - Leighton Lodge</b>	New South Wales	0	6	<6	n/p
<b>Hawkesbury Living Pty Limited</b>	New South Wales	0	21	7	28
<b>Hunters Hill Montefiore Home</b>	New South Wales	0	<6	<6	<6
<b>Mercy Aged Care Services (Singleton)</b>	New South Wales	0	<6	0	<6
<b>Our Lady Of Consolation Nursing Home</b>	New South Wales	0	6	<6	n/p
<b>Peninsula Villages Ltd</b>	New South Wales	0	<6	<6	6
<b>Randwick Montefiore Home</b>	New South Wales	0	18	9	27
<b>Regis Port Stephens</b>	New South Wales	0	32	18	50
<b>Rutherford Park Care Community</b>	New South Wales	0	6	<6	n/p
<b>Scalabrini Village Allambie Heights</b>	New South Wales	0	<6	<6	<6
<b>SummitCare Liverpool-173</b>	New South Wales	0	12	<6	n/p
<b>The Royce Manor</b>	New South Wales	0	<6	0	<6
<b>The Whiddon Group - Glenfield - Easton Park</b>	New South Wales	0	31	9	40
<b>Tocumwal Lions Community Hostel</b>	New South Wales	0	0	<6	<6
<b>Uniting Bruce Sharpe Rockdale</b>	New South Wales	0	10	<6	n/p
<b>Uniting Elanora Shellharbour</b>	New South Wales	0	<6	0	<6
<b>Uniting Mullauna Blacktown</b>	New South Wales	0	<6	0	<6
<b>Adventist Retirement Village - Victoria Pt</b>	Queensland	0	10	0	10
<b>Arcare Seven Hills</b>	Queensland	0	17	<6	n/p
<b>Arcare Slacks Creek</b>	Queensland	0	<6	0	<6



Service Name	State	Resident Deaths	Resident Cases	Staff Cases	Total Cases
Blue Care Kallangur Pilgrim Aged Care Facility	Queensland	0	13	<6	n/p
Blue Care Rothwell Nazarene Aged Care Facility	Queensland	0	15	7	22
Burpengary Manor Aged Care	Queensland	0	<6	<6	8
Kerrisdale Gardens	Queensland	0	<6	0	<6
Lutheran Services - Wahroonga	Queensland	0	<6	<6	<6
Lutheran Services - Zion	Queensland	0	<6	0	<6
Mundubbera Multipurpose Health Service	Queensland	0	7	<6	n/p
North Rockhampton Nursing Centre	Queensland	0	<6	<6	9
Ozcare Innisfail	Queensland	0	14	9	23
Regis Maroochydore	Queensland	0	<6	<6	<6
Regis Sandgate - Musgrave	Queensland	0	7	<6	n/p
Regis The Gap	Queensland	0	10	<6	n/p
Regis Yeronga	Queensland	0	25	<6	n/p
Southern Cross Care Murgon - Castra	Queensland	<6	<6	0	<6
St Paul de Chartres Residential Aged Care	Queensland	0	0	<6	<6
St Vincent's Care Corinda	Queensland	0	16	6	22
The Cairns Aged Care Plus Centre at Chapel Hill	Queensland	0	<6	0	<6
AnglicareSA Grange	South Australia	0	<6	0	<6
Estia Health Aberfoyle Park	South Australia	0	<6	0	<6
Estia Health Flagstaff Hill	South Australia	0	<6	<6	n/p
Estia Health Hope Valley	South Australia	0	9	<6	n/p
Gawler Hillside Care Community	South Australia	0	<6	<6	7
Lourdes Valley The Lodge Residential Care	South Australia	0	12	0	12
Mount Carmel Residential Care	South Australia	0	10	6	16
Resthaven Malvern	South Australia	0	6	<6	n/p
St Anna's Residential Care Facility	South Australia	<6	25	7	32

Service Name	State	Resident Deaths	Resident Cases	Staff Cases	Total Cases
<b>Cadorna House</b>	Tasmania	0	<6	0	<6
<b>Allanvale Private Nursing Home</b>	Victoria	0	6	<6	n/p
<b>Altona Gardens Care Community</b>	Victoria	0	8	<6	n/p
<b>Arcare Point Lonsdale</b>	Victoria	0	0	9	9
<b>Arcare Surrey Hills</b>	Victoria	0	<6	0	<6
<b>Baptcare - Hedley Sutton Community</b>	Victoria	0	<6	<6	<6
<b>Baptcare - Strathalan Community</b>	Victoria	<6	41	6	47
<b>BlueCross Livingstone Gardens</b>	Victoria	0	<6	0	<6
<b>Bolton Clarke Camberwell Green</b>	Victoria	0	<6	0	<6
<b>Bolton Clarke Rosebrook</b>	Victoria	0	6	6	12
<b>Bupa Caulfield</b>	Victoria	0	<6	0	<6
<b>Bupa Echuca</b>	Victoria	0	19	10	29
<b>Bupa Mildura</b>	Victoria	0	7	0	7
<b>Bupa Wodonga</b>	Victoria	<6	26	<6	n/p
<b>Carrum Downs Private Nursing Home</b>	Victoria	0	<6	0	<6
<b>Estia Health Altona Meadows</b>	Victoria	0	<6	0	<6
<b>Estia Health Melton South</b>	Victoria	0	<6	0	<6
<b>Glen Waverley Nursing Home</b>	Victoria	0	<6	<6	<6
<b>Greenwood Manor</b>	Victoria	0	<6	0	<6
<b>Highton Gardens Care Community</b>	Victoria	0	10	<6	n/p
<b>Jewish Care (VIC) Inc Residential Homes Carnegie</b>	Victoria	0	<6	<6	<6
<b>Killara Hostel</b>	Victoria	0	0	<6	<6
<b>Lifeview Willow Wood</b>	Victoria	0	13	0	13
<b>Liscombe House</b>	Victoria	<6	<6	0	<6
<b>Lyrebird Village</b>	Victoria	0	10	10	20
<b>Melbourne Hebrew Memorial Nursing Home</b>	Victoria	0	<6	<6	<6

Service Name	State	Resident Deaths	Resident Cases	Staff Cases	Total Cases
<b>Monash Gardens</b>	Victoria	0	<6	0	<6
<b>Napier Street Aged Care Services</b>	Victoria	0	<6	0	<6
<b>Regis Brighton</b>	Victoria	0	<6	0	<6
<b>St Vincent's Care Services Kew</b>	Victoria	0	<6	<6	7
<b>Vasey RSL Care Brighton East</b>	Victoria	0	18	<6	n/p
<b>Villa Maria Catholic Homes Star of the Sea Aged Care Residence</b>	Victoria	0	51	8	59
<b>Waverley Valley Care Community</b>	Victoria	0	<6	<6	6
<b>Aegis Greenfields</b>	Western Australia	0	7	8	15
<b>Aegis The Pines</b>	Western Australia	0	24	<6	n/p
<b>Baptistcare Moonya</b>	Western Australia	0	33	11	44
<b>Baptistcare Moonya Nursing Home</b>	Western Australia	<6	33	11	44
<b>Juniper Carramar</b>	Western Australia	0	<6	<6	<6
<b>Ocean Star Aged Care</b>	Western Australia	0	<6	0	<6
<b>St Vincent's Aged Care</b>	Western Australia	<6	27	6	33