



# COVID-19 outbreaks in Australian residential aged care homes

## National snapshot

As at 8:00 am 26 September 2024, there are 963 active COVID-19 cases reported in 135 active outbreaks in residential aged care homes (RACHs) across Australia. There have been 71 new outbreaks, 4 new resident deaths and 844 combined new resident and staff cases reported since 19 September 2024.

**Table 1: Aged Care COVID-19 data as at 8.00am 26 September 2024<sup>1</sup>**

Category	Active <sup>2</sup>	Change in active (7 days)	Cumulative Total	Cumulative increase (7 days)
<b>Outbreaks<sup>3</sup></b>	135	32	23,019	71
<b>RACHs affected</b>	135	32	2,898	0
<b>Resident cases<sup>4</sup></b>	723	177	224,441	637
<b>Resident deaths</b>	N/A	N/A	7,012	4
<b>Staff cases</b>	240	33	120,924	207

Residential aged care homes with active outbreaks are included in [Appendix](#).

**Table 2: Overview of active outbreaks in Australia**

	ACT	NSW	NT	QLD	SA	TAS	VIC	WA	Total
<b>Total RACHs with outbreaks</b>	0	42	0	22	8	1	56	6	<b>135</b>
<b>Total number of active resident cases</b>	0	218	0	81	30	1	367	26	<b>723</b>
<b>Total number of active staff cases</b>	0	74	0	50	6	0	97	13	<b>240</b>
<b>Total outbreaks opened in previous 7 days</b>	0	23	0	11	4	1	29	3	<b>71</b>
<b>Total outbreaks closed in previous 7 days</b>	0	13	0	10	3	0	10	2	<b>38</b>

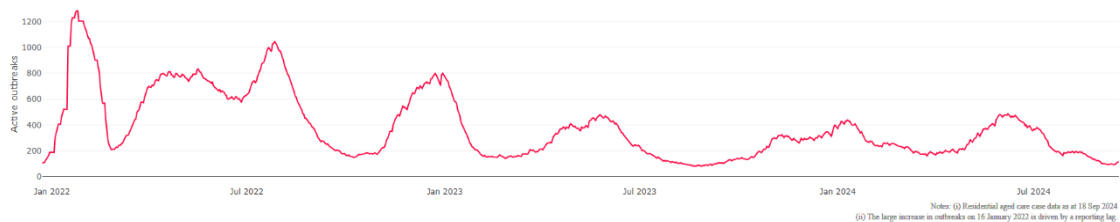
<sup>1</sup> Outbreak opening and closure includes changes in the status of exposure sites to outbreaks (and vice versa), which are applied retrospectively to facility records. New case information can also change the status of a recovered site back to an active outbreak site. As a result, changes in active outbreak status may not align with day-on-day variations to active totals. These adjustments will also affect the number of cases in staff and residents reported each week.

<sup>2</sup> Active residents and staff cases are the total currently positive cases in active outbreaks

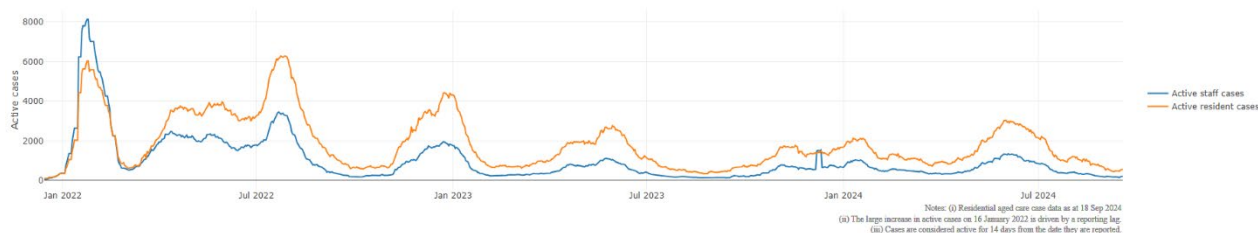
<sup>3</sup> An outbreak is considered to be active pending advice from the relevant Public Health Unit. An outbreak is defined as at least 1 (one) positive case in a resident or 2+ cases in staff.

<sup>4</sup> Case numbers and numbers of deaths are dependent upon reporting from RACHs. This is subject to change as further information is provided.

**Figure 1: National outbreak trends in aged care**



**Figure 2: Trends in aged care cases – December 2021 to present**



## Mortality

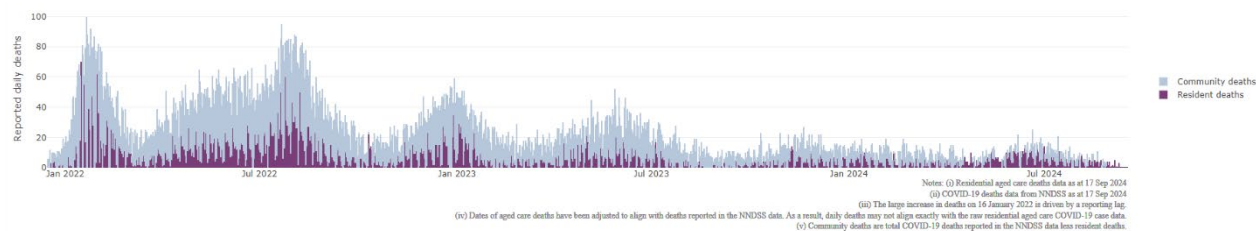
For the period of 1 January 2024 to 24 September 2024, COVID-19 is recorded as the cause of death in 2.0% of all deaths in permanent residents in aged care homes.

Since the beginning of the Omicron outbreak in mid-December<sup>5</sup> 2021, there have been 166,804 deaths in residential aged care from all causes (report period from 15 December 2021 to 24 September 2024)<sup>6</sup>. COVID-19 deaths account for 3.7% of this figure.

There has been a decrease year on year for the rate of case fatality<sup>7</sup>, from a 33% case fatality rate in resident COVID-19 cases in 2020 to 3.3% in 2022 and 1.7% currently.

Over the course of the pandemic, all-cause excess mortality in residential aged care was below expected numbers in 2020, and within expected range in 2021. In the first half of 2022, all-cause excess mortality in residential aged care was above the expected range. Excess mortality for the second half of the 2022 is yet to be finalised.

**Figure 3: COVID-19 deaths in RACHs overlaid with community deaths**



<sup>5</sup> The Omicron outbreak start date has been redefined from late November 2021 to mid-December 2021. Changes have been made to align reporting with the start date of Omicron published in the department's external facing Epidemiology report.

<sup>6</sup> The department is now accessing aged care deaths data from the SIEBEL dataset. Figures are live and subject to change. Source: Department of Health and Aged Care unpublished data / SIEBEL dataset.

<sup>7</sup> Case fatality calculated as total reported resident COVID-19 deaths divided by total resident COVID-19 cases.

## Workforce in active residential aged care outbreaks

As at 25 September 2024, surge workforce providers report a total of 198,044 shifts in aged care services impacted by COVID-19. These shifts include roles for GPs, nurses, care workers, allied health workers, executive and ancillary staff. In the past week surge workforce providers have reported assisting 8 residential aged care homes and filled 168 shifts in aged care services.

**Table 3: Workforce resources supplied to RACHs**

Workforce provider	Total shifts	Previous 7 days
Aspen Medical <sup>8</sup>	31,920	105
HealthX <sup>9</sup>	36,503	63
Randstad <sup>10</sup>	878	0
Previous contracted providers <sup>11</sup>	128,744	N/A
<b>Total</b>	<b>198,044</b>	<b>168</b>

<sup>8</sup>Aspen Medical shift data as at 25 September 2024, reported fortnightly.

<sup>9</sup>HealthX shift data as at 25 September 2024, reported weekly.

<sup>10</sup>Randstad shift data as at 25 September 2024, reported weekly.

<sup>11</sup>Previous contracted providers include RCSA, HealthCare Australia, Mable and Torrens.

## Oral antiviral treatments

Distribution of the oral anti-viral Lagevrio (Molnupiravir) commenced on 6 February 2022 to all RACHs with outbreak sites prioritised for delivery. The National Medical Stockpile has deployed 48,269 treatment courses of Lagevrio (Molnupiravir) to RACHs.

136,524 prescriptions for Lagevrio (Molnupiravir) have been issued to residents in RACHs, with a further 17,798 prescriptions for Paxlovid (nirmatrelvir + ritonavir) also issued since 28 February 2022 and up to 31 August 2024.

*\*Note: Oral antiviral data is only being updated monthly.*

## Vaccination in RACHs

On 29 February 2024, recommendations for 2024 COVID-19 vaccinations were released. Recommended doses for the program in 2024 are based on an individual's age and level of severe immunocompromise.

In 2024, those aged 75 years and over are recommended to get a COVID-19 vaccine dose every 6 months. Those aged over 65 years of age, and adults with severe immunocompromise are recommended to receive a COVID-19 vaccine dose every 12 months and are eligible to receive a COVID-19 vaccine dose every 6 months based on individual risk-benefit assessments. All other adults can receive a single dose this year.

Recommendations can be found on the Department of Health and Aged Care (department) website at:

<https://www.health.gov.au/our-work/covid-19-vaccines/getting-your-vaccination/booster-doses>.

People are encouraged to seek vaccination advice from their healthcare providers, specific to their circumstances.

People living in residential aged care are a high priority for the Government's COVID-19 vaccination program.

Older age remains the biggest risk factor for severe COVID-19 disease. Vaccination offers added protection to help reduce the risk of severe illness or hospitalisation of aged care residents.

The department is working with both the aged care and primary care sectors to ensure residents have access to the COVID-19 vaccine. The department continues to target support for RACHs to arrange COVID-19 vaccinations with local primary care providers such as GPs, community pharmacists and Aboriginal Community Controlled Health Services.

As at 25 September 2024:

- 71.6% of aged care residents have received a booster dose in the last 12 months.
- For residents over the age of 75:
  - 87,375 (53.0%) aged care residents received a booster dose in the last 6 months.
- 8,572 aged care residents have received a vaccination in the last 28 days (compared to 19,521 in the 28 days prior).

**Table 4: Aged care COVID-19 Booster Doses (data as at 25 September 2024)**

Jurisdiction	75+ with booster in last 6 months	
	Residents vaccinated	% of residents vaccinated
National	87,375	53.0%
NSW	27,914	52.5%
VIC	23,269	54.6%
QLD	16,706	50.5%
WA	8,086	52.8%
SA	7,977	55.4%
TAS	1,936	52.0%
ACT	1,300	61.4%
NT	<200	51.4%

Data in this report is sourced from Australian Immunisation Register (AIR) data of residents in permanent residential aged care homes.

An updated data methodology was implemented on 7 August 2024. Aged Care AIR data as at 25 September 2024; Matched AIR data uses a snapshot of permanent residents in residential aged care homes as at 31 May 2024. The Residential Aged Care Home (RACH) Recipient ID to Medicare PIN linkage file was loaded into Health Enterprise Data Warehouse on 11 July 2024 which linked Medicare Consumer Directory data as at 11 October 2023 and RACH recipient data as at 31 January 2024.

Note: Booster doses in this report refer to any dose 2 or above administered to an individual.

## Infection control and audit

The Aged Care Quality and Safety Commission (Commission) conducts site audits and assessment contacts (site and non-site) to monitor and assess residential aged care services against the Aged Care Quality Standards (see Table 5 below). This may include conducting infection control monitoring (ICM) spot checks.

An ICM spot check involves an on-site visit to residential aged care services, without an outbreak, to observe infection control practices, to ensure that staff, management, and visitors are adhering to safe personal protective equipment protocols and to safe infection control arrangements, as required under the Quality Standards.

As at 26 September 2024, the Commission had conducted 6,050 ICM spot checks to observe infection control practices and PPE protocols in RACHs.

**Table 5: Total quality assessment and monitoring activities with residential services (including IPC), by type and month 1 March 2020 to 26 September 2024**

<b>Regulatory Activities</b>	<b>2019-20 (1 Mar - 30 Jun 2020)</b>	<b>2020-21</b>	<b>2021-22</b>	<b>2022-23</b>	<b>2023-24</b>	<b>2024-25 (to 26 Sep 2024)</b>	<b>Total</b>
<b>Site visits</b>	318	3,452	1,732	3,814	2,840	644	<b>12,800</b>
<b>Non-site activities</b>	3,709	8,381	6,665	1,413	487	161	<b>20,826</b>
<b>Total activities</b>	4,027	11,833	8,397	5,227	3,327	805	<b>33,626</b>

## Appendix: National residential aged care homes (RACHs) with active outbreaks COVID-19

Please note, information reported in this table has been directly reported to the department by RACHs.

'Total cases' refers to all staff and resident cases associated with the active outbreak and may not reflect the count of currently active cases.

Where numbers have been incorrectly reported, RACHs are able to correct these in the COVID-19 Support Portal through My Aged Care.

Where a RACH is reporting less than six resident or staff cases or less than six deaths, data has been suppressed to protect the privacy of affected individuals (note that "n/p" indicates data is not provided to protect privacy).

Data below for individual services is as at 26 September 2024.

Service Name	State	Resident Deaths	Resident Cases	Staff Cases	Total Cases
<b>Advantaged Care at Prestons Lodge</b>	New South Wales	0	<6	<6	<6
<b>Allambie Heights Village Residential Aged Care Facility</b>	New South Wales	0	<6	<6	<6
<b>Anglican Care Jesmond Grove</b>	New South Wales	0	6	<6	n/p
<b>Anglicare Eileen Armstrong House</b>	New South Wales	0	11	11	22
<b>Arcare Oatlands</b>	New South Wales	0	<6	<6	6
<b>Aurrum Norah Head</b>	New South Wales	0	<6	0	<6
<b>Avondale House</b>	New South Wales	0	20	11	31
<b>BaptistCare Morven Gardens Centre</b>	New South Wales	0	<6	<6	6
<b>BaptistCare Warena Centre</b>	New South Wales	0	15	0	15
<b>Bolton Clarke Coastal Waters (PKA - Coastal Waters Aged Care)</b>	New South Wales	0	6	0	6
<b>Catholic Healthcare St Mary's Retirement Village</b>	New South Wales	0	<6	<6	<6
<b>Columbia Aged Care Services - Oberon Village</b>	New South Wales	0	6	<6	n/p
<b>Dellacourt</b>	New South Wales	0	0	<6	<6
<b>Dubbo Homestead Care Community</b>	New South Wales	0	<6	0	<6
<b>Estia Health Camden</b>	New South Wales	0	35	8	43
<b>Estia Health Figtree</b>	New South Wales	0	0	7	7
<b>Estia Health Manly Vale</b>	New South Wales	0	7	<6	n/p
<b>Genista Aged Care Facility</b>	New South Wales	0	6	<6	n/p
<b>Groves House</b>	New South Wales	0	<6	<6	7

Service Name	State	Resident Deaths	Resident Cases	Staff Cases	Total Cases
HammondCare Waratah	New South Wales	0	8	0	8
John Goodlet Manor	New South Wales	0	18	7	25
Jonathan Rogers GC House	New South Wales	0	10	<6	n/p
Kintyre Lodge - Dubbo	New South Wales	0	<6	<6	<6
Leigh Place	New South Wales	0	<6	<6	<6
Macquarie Lodge Aged Care Plus Centre	New South Wales	0	<6	<6	<6
Mark Donaldson VC House	New South Wales	0	<6	0	<6
Maroba Nursing Home	New South Wales	0	<6	0	<6
Merton Court Hostel	New South Wales	0	6	<6	n/p
Moran Stockton	New South Wales	0	6	0	6
Moran Sylvania	New South Wales	0	<6	0	<6
Paling Court Residential Aged Care	New South Wales	0	<6	0	<6
Regis Port Stephens	New South Wales	0	48	26	74
St Brigid's Green Maroubra	New South Wales	0	<6	0	<6
Toongabbie Terrace Care Community	New South Wales	0	<6	0	<6
Uniting Abrina Ashfield	New South Wales	<6	6	<6	n/p
Uniting Aldersgate Lilyfield	New South Wales	0	8	<6	n/p
Uniting Carroona Yamba	New South Wales	0	7	6	13
Uniting Kamilaroi Lane Cove	New South Wales	0	<6	<6	<6
Uniting Nunyara Peakhurst	New South Wales	0	11	<6	n/p
Uniting Osborne Nowra	New South Wales	0	18	<6	n/p
Winston Hillside Care Community	New South Wales	0	19	<6	n/p
Yallambee Village	New South Wales	0	<6	0	<6
Arcare Hope Island	Queensland	0	<6	<6	<6
Berlasco Court Caring Centre	Queensland	0	14	13	27
Blue Care Mackay Homefield Aged Care Facility	Queensland	0	<6	<6	7



Service Name	State	Resident Deaths	Resident Cases	Staff Cases	Total Cases
<b>Bolton Clarke Baycrest</b>	Queensland	0	<6	<6	8
<b>Bolton Clarke Capella Bay</b>	Queensland	0	<6	<6	<6
<b>Churches of Christ Fair Haven Aged Care Service Maryborough</b>	Queensland	0	19	6	25
<b>Estia Health Maroochydore</b>	Queensland	0	<6	0	<6
<b>Estia Health Pacific Paradise</b>	Queensland	0	<6	<6	<6
<b>Kerrisdale Gardens</b>	Queensland	0	6	<6	n/p
<b>Lutheran Services - Cooina Aged Care Centre</b>	Queensland	0	<6	0	<6
<b>Lutheran Services - Salem</b>	Queensland	0	6	<6	n/p
<b>North Rockhampton Nursing Centre</b>	Queensland	0	<6	0	<6
<b>Ozcare Bakhita Villa Aged Care Facility</b>	Queensland	0	<6	<6	<6
<b>Ozcare Innisfail</b>	Queensland	<6	28	17	45
<b>Peninsula Palms Retirement Village</b>	Queensland	0	<6	<6	<6
<b>Regis Bulimba</b>	Queensland	0	11	<6	n/p
<b>Regis Gatton</b>	Queensland	0	<6	0	<6
<b>Residency by Dillons Tin Can Bay</b>	Queensland	0	<6	<6	<6
<b>Sinnamon Village - Kentish Court</b>	Queensland	0	<6	<6	<6
<b>Sinnamon Village - Knowles Court</b>	Queensland	0	7	<6	n/p
<b>Villa Maria Centre</b>	Queensland	0	12	<6	n/p
<b>Whiddon Beaudesert Star</b>	Queensland	0	43	32	75
<b>ACH Group Residential Care - Perry Park (high care)</b>	South Australia	0	<6	0	<6
<b>AnglicareSA Brompton</b>	South Australia	0	<6	<6	<6
<b>Eldercare Trowbridge House</b>	South Australia	0	<6	<6	6
<b>Estia Health Burton</b>	South Australia	0	<6	<6	<6
<b>Estia Health Craigmore</b>	South Australia	0	<6	<6	<6
<b>Lourdes Valley The Lodge Residential Care</b>	South Australia	0	20	<6	n/p
<b>Restvale Hostel</b>	South Australia	0	<6	0	<6

Service Name	State	Resident Deaths	Resident Cases	Staff Cases	Total Cases
<b>Warrina Park Residential Aged Care Service</b>	South Australia	0	<6	<6	<6
<b>Mary Ogilvy Home (B)</b>	Tasmania	0	<6	0	<6
<b>Alan David Lodge</b>	Victoria	0	<6	0	<6
<b>Anzac Lodge Private Nursing Home</b>	Victoria	0	<6	0	<6
<b>Arcare Carnegie</b>	Victoria	0	<6	0	<6
<b>Arcare Caulfield</b>	Victoria	0	8	0	8
<b>Arcare Keysborough</b>	Victoria	0	6	0	6
<b>Avoca Hostel</b>	Victoria	0	7	6	13
<b>Avoca Nursing Home</b>	Victoria	0	15	6	21
<b>Bairnsdale Regional Health Service</b>	Victoria	0	<6	0	<6
<b>Baptcare - Hedley Sutton Community</b>	Victoria	0	12	6	18
<b>Baptcare - Strathalan Community</b>	Victoria	0	<6	<6	<6
<b>Baptcare Brookview Community</b>	Victoria	0	<6	0	<6
<b>Baptcare Wattle Grove Community</b>	Victoria	0	26	<6	n/p
<b>Baptcare Wyndham Lodge Community</b>	Victoria	0	9	<6	n/p
<b>Beechworth Health Service Residential Care Program</b>	Victoria	0	10	<6	n/p
<b>BlueCross Scotchmans Creek</b>	Victoria	0	12	<6	n/p
<b>Bolton Clarke Glendale (VIC)</b>	Victoria	0	26	7	33
<b>Bupa Templestowe</b>	Victoria	0	9	<6	n/p
<b>Calvary Bayview</b>	Victoria	0	6	0	6
<b>Calvary Elanora</b>	Victoria	0	29	6	35
<b>Calvary Elouera</b>	Victoria	0	<6	<6	<6
<b>Calvary Kingston Gardens</b>	Victoria	0	<6	<6	7
<b>Calvary The Regent</b>	Victoria	0	<6	0	<6
<b>Carshalton House Hostel</b>	Victoria	0	11	<6	n/p
<b>CCSSCI - On Luck Chinese Nursing Home</b>	Victoria	0	12	<6	n/p

Service Name	State	Resident Deaths	Resident Cases	Staff Cases	Total Cases
<b>Craigcare Pascoe Vale</b>	Victoria	0	31	7	38
<b>Embracia in Reservoir</b>	Victoria	0	6	0	6
<b>Emmy Monash Aged Care</b>	Victoria	0	<6	0	<6
<b>Estia Health Altona Meadows</b>	Victoria	<6	35	19	54
<b>Estia Health South Morang</b>	Victoria	0	11	6	17
<b>Estia Health Yarra Valley</b>	Victoria	0	7	7	14
<b>Eva Tilley Memorial Hostel</b>	Victoria	0	<6	0	<6
<b>Glen Waverley Nursing Home</b>	Victoria	0	16	<6	n/p
<b>Golden Oaks Nursing Home</b>	Victoria	0	6	<6	n/p
<b>Jacaranda House Hostel</b>	Victoria	0	<6	0	<6
<b>Johnson-Goodwin Memorial Homes</b>	Victoria	0	27	11	38
<b>Margery Cole Residential Care Service</b>	Victoria	0	<6	0	<6
<b>Marina Residential Aged Care Service</b>	Victoria	0	21	0	21
<b>Mayflower Brighton</b>	Victoria	0	6	<6	n/p
<b>mecwacare Noel Miller Centre</b>	Victoria	0	<6	<6	<6
<b>Mercy Place Boronia</b>	Victoria	0	<6	0	<6
<b>Mercy Place Dandenong</b>	Victoria	0	9	<6	n/p
<b>Noble Gardens Residential Aged Care</b>	Victoria	0	11	0	11
<b>Noble Manor Residential Aged Care</b>	Victoria	0	48	0	48
<b>Regis Dandenong North</b>	Victoria	0	26	<6	n/p
<b>Shepparton Aged Care</b>	Victoria	0	10	<6	n/p
<b>St Vincent's Care Services Eltham - Eltham Lodge</b>	Victoria	0	<6	0	<6
<b>St Vincent's Care Services Werribee</b>	Victoria	0	<6	<6	<6
<b>Sunlight Residential Aged Care</b>	Victoria	0	13	0	13
<b>Sutherland Lodge</b>	Victoria	0	6	<6	n/p
<b>The Bays Aged Care Facility</b>	Victoria	<6	<6	0	<6

Service Name	State	Resident Deaths	Resident Cases	Staff Cases	Total Cases
<b>Uniting AgeWell Hawthorn Community</b>	Victoria	0	6	<6	n/p
<b>Uniting AgeWell Kalkee Murray</b>	Victoria	0	<6	0	<6
<b>Vasey RSL Care Bundoora</b>	Victoria	0	9	<6	n/p
<b>Village Glen Aged Care Residences - Mornington</b>	Victoria	0	<6	0	<6
<b>Whittlesea Lodge</b>	Victoria	0	13	9	22
<b>Wintringham McLean Lodge Hostel</b>	Victoria	0	<6	<6	<6
<b>Baptistcare Gracewood</b>	Western Australia	0	12	<6	n/p
<b>Boyup Brook MPS</b>	Western Australia	0	8	<6	n/p
<b>Brightwater Birralee</b>	Western Australia	0	9	0	9
<b>Brightwater Inglewood</b>	Western Australia	0	11	<6	n/p
<b>Brightwater The Cove</b>	Western Australia	0	<6	<6	8
<b>Brightwater The Oaks</b>	Western Australia	0	0	<6	<6