



COVID-19 outbreaks in Australian residential aged care homes

National snapshot

As at 8:00 am 29 August 2024, there are 969 active COVID-19 cases reported in 140 active outbreaks in residential aged care homes (RACHs) across Australia. There have been 58 new outbreaks, 9 new resident deaths and 852 combined new resident and staff cases reported since 22 August 2024.

Table 1: Aged Care COVID-19 data as at 8.00am 29 August 2024¹

Category	Active ²	Change in active (7 days)	Cumulative Total	Cumulative increase (7 days)
Outbreaks ³	140	-15	22,772	58
RACHs affected	140	-15	2,898	1
Resident cases ⁴	754	-90	222,295	659
Resident deaths	N/A	N/A	6,983	9
Staff cases	215	-68	120,147	193

Residential aged care homes with active outbreaks are included in [Appendix](#).

Table 2: Overview of active outbreaks in Australia

	ACT	NSW	NT	QLD	SA	TAS	VIC	WA	Total
Total RACHs with outbreaks	3	39	0	27	14	1	45	11	140
Total number of active resident cases	6	266	0	98	49	1	231	103	754
Total number of active staff cases	1	67	0	29	13	1	74	30	215
Total outbreaks opened in previous 7 days	1	15	0	12	4	0	21	5	58
Total outbreaks closed in previous 7 days	1	17	0	23	6	0	20	4	71

¹ Outbreak opening and closure includes changes in the status of exposure sites to outbreaks (and vice versa), which are applied retrospectively to facility records. New case information can also change the status of a recovered site back to an active outbreak site. As a result, changes in active outbreak status may not align with day-on-day variations to active totals. These adjustments will also affect the number of cases in staff and residents reported each week.

² Active residents and staff cases are the total currently positive cases in active outbreaks

³ An outbreak is considered to be active pending advice from the relevant Public Health Unit. An outbreak is defined as at least 1 (one) positive case in a resident or 2+ cases in staff.

⁴ Case numbers and numbers of deaths are dependent upon reporting from RACHs. This is subject to change as further information is provided.

Figure 1: National outbreak trends in aged care

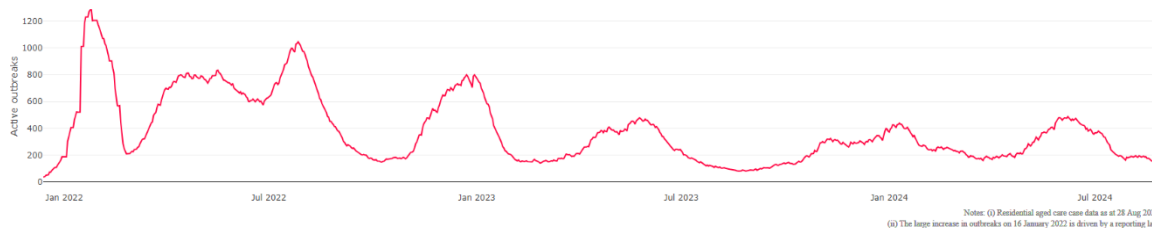
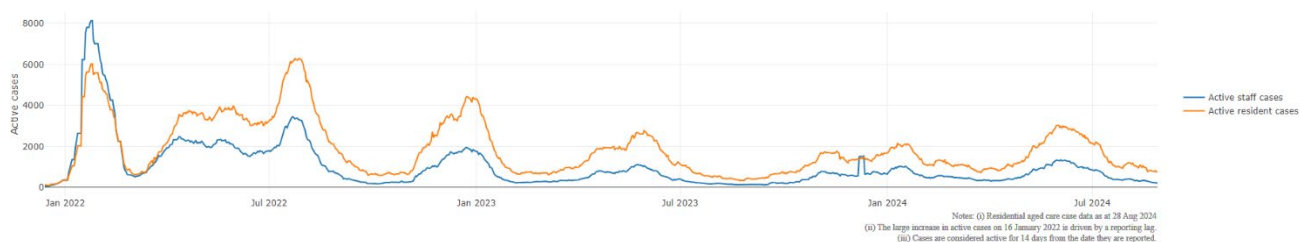


Figure 2: Trends in aged care cases – December 2021 to present



Mortality

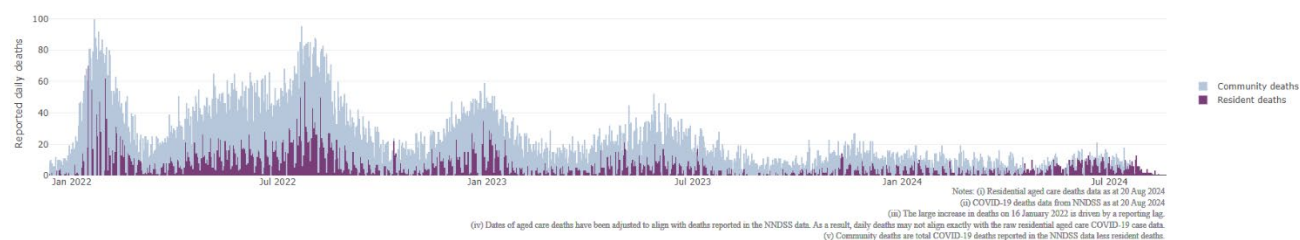
For the period of 1 January 2024 to 27 June 2024, COVID-19 is recorded as the cause of death in 2.2% of all deaths in permanent residents in aged care homes.

Since the beginning of the Omicron outbreak in mid-December⁵ 2021, there have been 161,952 deaths in residential aged care from all causes (report period from 15 December 2021 to 24 August 2024)⁶. COVID-19 deaths account for 3.8% of this figure.

There has been a decrease year on year for the rate of case fatality⁷, from a 33% case fatality rate in resident COVID-19 cases in 2020 to 3.3% in 2022 and 1.8% currently.

Over the course of the pandemic, all-cause excess mortality in residential aged care was below expected numbers in 2020, and within expected range in 2021. In the first half of 2022, all-cause excess mortality in residential aged care was above the expected range. Excess mortality for the second half of the 2022 is yet to be finalised.

Figure 3: COVID-19 deaths in RACHs overlaid with community deaths



⁵ The Omicron outbreak start date has been redefined from late November 2021 to mid-December 2021. Changes have been made to align reporting with the start date of Omicron published in the department's external facing Epidemiology report.

⁶ The department is now accessing aged care deaths data from the SIEBEL dataset. Figures are live and subject to change. Source: Department of Health and Aged Care unpublished data / SIEBEL dataset.

⁷ Case fatality calculated as total reported resident COVID-19 deaths divided by total resident COVID-19 cases.

Workforce in active residential aged care outbreaks

As at 28 August 2024, surge workforce providers report a total of 197,195 shifts in aged care services impacted by COVID-19. These shifts include roles for GPs, nurses, care workers, allied health workers, executive and ancillary staff. In the past week surge workforce providers have reported assisting 5 residential aged care homes and filled 246 shifts in aged care services.

Table 3: Workforce resources supplied to RACHs

Workforce provider	Total shifts	Previous 7 days
Aspen Medical ⁸	31,346	187
HealthX ⁹	36,227	59
Randstad ¹⁰	878	0
Previous contracted providers ¹¹	128,744	N/A
Total	197,195	246

⁸Aspen Medical shift data as at 28 August 2024, reported fortnightly.

⁹HealthX shift data as at 28 August 2024, reported weekly.

¹⁰Randstad shift data as at 28 August 2024, reported weekly.

¹¹Previous contracted providers include RCSA, HealthCare Australia, Mable and Torrens.

Oral antiviral treatments

Distribution of the oral anti-viral Lagevrio (Molnupiravir) commenced on 6 February 2022 to all RACHs with outbreak sites prioritised for delivery. The National Medical Stockpile has deployed 48,269 treatment courses of Lagevrio (Molnupiravir) to RACHs.

133,476 prescriptions for Lagevrio (Molnupiravir) have been issued to residents in RACHs, with a further 17,088 prescriptions for Paxlovid (nirmatrelvir + ritonavir) also issued since 28 February 2022 and up to 31 July 2024.

**Note: Oral antiviral data is only being updated monthly.*

Vaccination in RACHs

On 29 February 2024, recommendations for 2024 COVID-19 vaccinations were released. Recommended doses for the program in 2024 are based on an individual's age and level of severe immunocompromise.

In 2024, those aged 75 years and over are recommended to get a COVID-19 vaccine dose every 6 months. Those aged over 65 years of age, and adults with severe immunocompromise are recommended to receive a COVID-19 vaccine dose every 12 months and are eligible to receive a COVID-19 vaccine dose every 6 months based on individual risk-benefit assessments. All other adults can receive a single dose this year.

Recommendations can be found on the Department of Health and Aged Care (department) website at:

<https://www.health.gov.au/our-work/covid-19-vaccines/getting-your-vaccination/booster-doses>.

People are encouraged to seek vaccination advice from their healthcare providers, specific to their circumstances.

People living in residential aged care are a high priority for the Government's COVID-19 vaccination program.

Older age remains the biggest risk factor for severe COVID-19 disease. Vaccination offers added protection to help reduce the risk of severe illness or hospitalisation of aged care residents.

The department is working with both the aged care and primary care sectors to ensure residents have access to the COVID-19 vaccine. The department continues to target support for RACHs to arrange COVID-19 vaccinations with local primary care providers such as GPs, community pharmacists and Aboriginal Community Controlled Health Services.

As at 28 August 2024:

- 70.4% of aged care residents have received a booster dose in the last 12 months.
- For residents over the age of 75:
 - 87,630 (53.3%) aged care residents received a booster dose in the last 6 months.
- 17,914 aged care residents have received a vaccination in the last 28 days (compared to 26,095 in the 28 days prior).

Table 4: Aged care COVID-19 Booster Doses (data as at 28 August 2024)

Jurisdiction	75+ with booster in last 6 months	
	Residents vaccinated	% of residents vaccinated
National	87,630	53.3%
NSW	27,593	52.0%
VIC	23,731	55.7%
QLD	16,526	50.0%
WA	8,423	55.1%
SA	7,828	54.4%
TAS	2,077	55.9%
ACT	1,249	59.0%
NT	203	56.2%

Data in this report is sourced from Australian Immunisation Register (AIR) data of residents in permanent residential aged care homes.

An updated data methodology was implemented on 7 August 2024. Aged Care AIR data as at 28 August 2024; Matched AIR data uses a snapshot of permanent residents in residential aged care homes as at 31 May 2024. The Residential Aged Care Home (RACH) Recipient ID to Medicare PIN linkage file was loaded into Health Enterprise Data Warehouse on 11 July 2024 which linked Medicare Consumer Directory data as at 11 October 2023 and RACH recipient data as at 31 January 2024.

Note: Booster doses in this report refer to any dose 2 or above administered to an individual.

Infection control and audit

The Aged Care Quality and Safety Commission (Commission) conducts site audits and assessment contacts (site and non-site) to monitor and assess residential aged care services against the Aged Care Quality Standards (see Table 5 below). This may include conducting infection control monitoring (ICM) spot checks.

An ICM spot check involves an on-site visit to residential aged care services, without an outbreak, to observe infection control practices, to ensure that staff, management, and visitors are adhering to safe personal protective equipment protocols and to safe infection control arrangements, as required under the Quality Standards.

As at 29 August 2024, the Commission had conducted 6,050 ICM spot checks to observe infection control practices and PPE protocols in RACHs.

Table 5: Total quality assessment and monitoring activities with residential services (including IPC), by type and month 1 March 2020 to 29 August 2024

Regulatory Activities	2019-20 (1 Mar - 30 Jun 2020)	2020-21	2021-22	2022-23	2023-24	2024-25 (to 29 Aug 2024)	Total
Site visits	318	3,452	1,732	3,814	2,855	441	12,612
Non-site activities	3,709	8,381	6,665	1,413	489	128	20,795
Total activities	4,027	11,833	8,397	5,227	3,344	569	33,407

Appendix: National residential aged care homes (RACHs) with active outbreaks COVID-19

Please note, information reported in this table has been directly reported to the department by RACHs.

'Total cases' refers to all staff and resident cases associated with the active outbreak and may not reflect the count of currently active cases.

Where numbers have been incorrectly reported, RACHs are able to correct these in the COVID-19 Support Portal through My Aged Care.

Where a RACH is reporting less than six resident or staff cases or less than six deaths, data has been suppressed to protect the privacy of affected individuals (note that "n/p" indicates data is not provided to protect privacy).

Data below for individual services is as at **29 August** 2024.

Service Name	State	Resident Deaths	Resident Cases	Staff Cases	Total Cases
BaptistCare Griffith	Australian Capital Territory	0	14	<6	n/p
Uniting Amala Gordon ACT	Australian Capital Territory	0	<6	0	<6
Villaggio Sant Antonio Hostel	Australian Capital Territory	<6	12	<6	n/p
Abel Tasman Village	New South Wales	0	<6	<6	6
Adina Care Cootamundra	New South Wales	0	<6	0	<6
Alstonville Adventist Aged Care Facility	New South Wales	0	<6	<6	6
Anglican Care Scenic Lodge Merewether	New South Wales	0	<6	<6	<6
Anglicare Mary Andrews Village	New South Wales	0	<6	0	<6
Anglicare Mildred Symons House	New South Wales	0	6	<6	n/p
Anglicare The Donald Coburn Centre	New South Wales	0	<6	0	<6
Anglicare Woodberry Village	New South Wales	0	<6	0	<6
Aurrum Erina	New South Wales	0	27	8	35
Avalon House	New South Wales	0	10	<6	n/p
BaptistCare Kularoo Centre	New South Wales	0	<6	6	n/p
BaptistCare Warabrook Centre	New South Wales	0	10	<6	n/p
Bayview Treetops Care Community	New South Wales	0	28	6	34
Belmore Place Care Community	New South Wales	0	41	6	47
Bolton Clarke Beechwood (PKA - Beechwood Aged Care)	New South Wales	0	13	<6	n/p
Bolton Clarke Heritage Lodge	New South Wales	0	<6	<6	6

Service Name	State	Resident Deaths	Resident Cases	Staff Cases	Total Cases
Calvary St Francis Retirement Community	New South Wales	0	28	11	39
Catholic Healthcare McQuoin Park	New South Wales	0	<6	0	<6
Catholic Healthcare St Peter's Lane Cove North	New South Wales	0	13	<6	n/p
Denhams Beach Care Community	New South Wales	0	6	<6	n/p
Emily Gardens at the Rock	New South Wales	0	18	8	26
Estia Health Bankstown	New South Wales	0	<6	<6	<6
Estia Health Epping - The Poplars	New South Wales	0	32	13	45
Estia Health Kilbride	New South Wales	0	24	9	33
Grace Munro Centre	New South Wales	0	<6	<6	<6
HammondCare - Leighton Lodge	New South Wales	0	<6	<6	7
Hawkesbury Living Pty Limited	New South Wales	0	10	<6	n/p
IRT Berala on the Park	New South Wales	<6	11	0	11
Mercy Aged Care Services (Singleton)	New South Wales	0	<6	0	<6
Oran Park House Aged Care Facility	New South Wales	0	40	0	40
Randwick Montefiore Home	New South Wales	0	9	7	16
Russian Relief Association of St Sergius of Radonezh	New South Wales	0	<6	0	<6
St Elizabeth Home	New South Wales	0	<6	0	<6
SummitCare Liverpool-173	New South Wales	0	12	<6	n/p
The Royce Manor	New South Wales	0	<6	0	<6
The Whiddon Group - Glenfield - Easton Park	New South Wales	0	30	9	39
Tumbarumba Multi-Purpose Service	New South Wales	0	16	6	22
Uniting Bruce Sharpe Rockdale	New South Wales	0	7	<6	n/p
Uniting Kingscliff	New South Wales	0	12	<6	n/p
Adventist Retirement Village - Victoria Pt	Queensland	0	<6	0	<6
Anam Cara	Queensland	0	9	<6	n/p
Arcare Hope Island	Queensland	0	<6	0	<6

Service Name	State	Resident Deaths	Resident Cases	Staff Cases	Total Cases
Arcare Seven Hills	Queensland	0	16	<6	n/p
Blue Care Kallangur Pilgrim Aged Care Facility	Queensland	0	12	<6	n/p
Blue Care Rothwell Nazarene Aged Care Facility	Queensland	0	<6	<6	8
Bolton Clarke Baycrest	Queensland	0	<6	<6	8
Bolton Clarke Glendale	Queensland	0	<6	<6	7
Bolton Clarke Moreton Shores	Queensland	0	7	<6	n/p
Burpengary Manor Aged Care	Queensland	0	<6	<6	8
Central & Upper Burnett District Home for the Aged Nursing Home	Queensland	0	<6	<6	<6
Churches of Christ Clive Burdeu Aged Care Service	Queensland	0	<6	0	<6
Churches of Christ Stanthorpe Aged Care Service	Queensland	0	<6	<6	6
Estia Health Mount Coolum	Queensland	0	<6	0	<6
Harbour Quays Residential Aged Care	Queensland	0	<6	<6	<6
Jimboomba Community Aged Care	Queensland	0	<6	0	<6
Lutheran Services - St Pauls	Queensland	0	<6	0	<6
Lutheran Services - Wahroonga	Queensland	0	<6	<6	<6
Mundubbera Multipurpose Health Service	Queensland	0	6	<6	n/p
North Rockhampton Nursing Centre	Queensland	0	<6	<6	<6
Regis Sandgate - Musgrave	Queensland	0	14	<6	n/p
Rockpool Pelican Waters	Queensland	0	7	0	7
Seabrae Manor	Queensland	0	10	<6	n/p
Southern Cross Care Murgon - Castra	Queensland	<6	<6	0	<6
St Vincent's Care Carina	Queensland	0	<6	0	<6
The Cairns Aged Care Plus Centre at Chapel Hill	Queensland	0	<6	0	<6
Wheller Gardens - Emmaus Village	Queensland	0	10	<6	n/p
ACH Group Residential Care - Milpara	South Australia	0	<6	0	<6
AnglicareSA Brompton	South Australia	0	<6	0	<6

Service Name	State	Resident Deaths	Resident Cases	Staff Cases	Total Cases
AnglicareSA Grange	South Australia	0	<6	0	<6
Bolton Clarke Carinya	South Australia	0	<6	0	<6
Estia Health Aberfoyle Park	South Australia	0	<6	0	<6
Estia Health Encounter Bay	South Australia	0	28	12	40
Estia Health Flagstaff Hill	South Australia	0	<6	<6	n/p
Estia Health Hope Valley	South Australia	0	<6	<6	<6
Healthia	South Australia	0	11	<6	n/p
Helping Hand Aged Care - Lealholme Port Pirie	South Australia	0	17	9	26
Lourdes Valley The Lodge Residential Care	South Australia	0	11	0	11
Resthaven Malvern	South Australia	0	6	<6	n/p
St Anna's Residential Care Facility	South Australia	<6	25	7	32
St Louis Nursing Home	South Australia	<6	12	6	18
Uniting AgeWell Strathdevon	Tasmania	0	<6	8	n/p
Anzac Lodge Private Nursing Home	Victoria	0	<6	0	<6
Baptcare - Strathalan Community	Victoria	0	29	<6	n/p
Benetas St Laurence Court - Eaglehawk	Victoria	0	9	<6	n/p
BlueCross Karinya Grove	Victoria	0	<6	0	<6
BlueCross Scotchmans Creek	Victoria	0	<6	0	<6
BlueCross The Mews	Victoria	<6	18	6	24
Bolton Clarke Camberwell Green	Victoria	0	<6	0	<6
Bolton Clarke Rosebrook	Victoria	0	6	6	12
Bupa Caulfield	Victoria	0	<6	0	<6
Bupa Echuca	Victoria	0	17	6	23
Bupa Mildura	Victoria	0	7	0	7
Calvary Scottvale	Victoria	0	9	<6	n/p
Carrum Downs Private Nursing Home	Victoria	0	<6	0	<6

Service Name	State	Resident Deaths	Resident Cases	Staff Cases	Total Cases
Coppin Centre	Victoria	0	16	<6	n/p
Edgarley Home	Victoria	0	<6	7	n/p
Estia Health Altona Meadows	Victoria	0	<6	0	<6
Estia Health Bannockburn	Victoria	0	<6	<6	<6
Estia Health Bentleigh	Victoria	0	16	<6	n/p
Estia Health Melton South	Victoria	0	<6	0	<6
Grace Villa Aged Care	Victoria	0	0	<6	<6
Highton Gardens Care Community	Victoria	0	<6	<6	<6
Jewish Care (Vic) Inc. Residential Homes, Windsor	Victoria	0	9	<6	n/p
Kara Court Nursing Home	Victoria	0	<6	<6	<6
Keilor East Manor Care Community	Victoria	0	<6	0	<6
Kurrajong Lodge	Victoria	0	22	6	28
Lifeview Willow Wood	Victoria	0	9	0	9
Luson Eden Park	Victoria	0	23	6	29
Lynden Aged Care	Victoria	0	<6	0	<6
Melbourne Hebrew Memorial Nursing Home	Victoria	0	<6	<6	<6
Mornington Bay Care Community	Victoria	0	<6	0	<6
Princes Court Homes Hostel	Victoria	<6	24	15	39
Regis Blackburn	Victoria	0	<6	0	<6
Tabulam & Templer Home for the Aged	Victoria	0	13	<6	n/p
The Views at Heidelberg	Victoria	0	28	<6	n/p
TLC Whitewater	Victoria	0	27	0	27
Uniting AgeWell Noble Park	Victoria	0	12	<6	n/p
Vasey RSL Care Brighton East	Victoria	0	8	<6	n/p
Vermont Aged Care	Victoria	0	29	6	35
Villa Maria Catholic Homes O'Neill Aged Care Residence	Victoria	0	<6	0	<6

Service Name	State	Resident Deaths	Resident Cases	Staff Cases	Total Cases
Villa Maria Catholic Homes Star of the Sea Aged Care Residence	Victoria	0	51	8	59
Western Port Bay Care Community	Victoria	0	15	6	21
Willowbrae - Melton	Victoria	0	15	<6	n/p
Willowbrae-Templestowe Hostel	Victoria	0	22	9	31
Yarriambiack Lodge Hostel	Victoria	0	<6	<6	7
Yarriambiack Lodge Nursing Home	Victoria	0	<6	<6	6
Aegis Greenfields	Western Australia	0	6	6	12
Aegis The Pines	Western Australia	0	24	<6	n/p
Baptistcare Moonya	Western Australia	0	33	11	44
Baptistcare Moonya Nursing Home	Western Australia	<6	33	11	44
Bethanie Elanora Villas Nursing Home	Western Australia	0	<6	0	<6
Brightwater The Cove	Western Australia	0	<6	<6	7
Italian Village Fremantle	Western Australia	0	<6	0	<6
Juniper Bethavon	Western Australia	0	8	<6	n/p
Margaret Hubery House	Western Australia	0	<6	0	<6
Regents Garden Residential Aged Care Resort - Lake Joondalup	Western Australia	0	<6	<6	7
St Vincent's Aged Care	Western Australia	0	22	<6	n/p