



# COVID-19 outbreaks in Australian residential aged care homes

## National snapshot

As at 8:00 am 1 August 2024, there are 1,634 active COVID-19 cases reported in 198 active outbreaks in residential aged care homes (RACHs) across Australia. There have been 96 new outbreaks, 15 new resident deaths and 1,213 combined new resident and staff cases reported since 25 June 2024.

Table 1: Aged Care COVID-19 data as at 8.00am 1 August 2024<sup>1</sup>

Category	Active <sup>2</sup>	Change in active (7 days)	Cumulative Total	Cumulative increase (7 days)
Outbreaks <sup>3</sup>	198	3	22,441	96
RACHs affected	198	3	2,895	1
Resident cases <sup>4</sup>	1,197	136	219,062	877
Resident deaths	N/A	N/A	6,916	15
Staff cases	437	38	119,072	336

Residential aged care homes with active outbreaks are included in [Appendix](#).

Table 2: Overview of active outbreaks in Australia

	ACT	NSW	NT	QLD	SA	TAS	VIC	WA	Total
Total RACHs with outbreaks	1	63	0	62	11	8	45	8	198
Total number of active resident cases	3	559	0	306	57	36	201	35	1,197
Total number of active staff cases	5	156	0	150	19	22	75	10	437
Total outbreaks opened in previous 7 days	0	25	0	36	6	2	22	5	96
Total outbreaks closed in previous 7 days	2	29	0	17	11	2	23	11	95

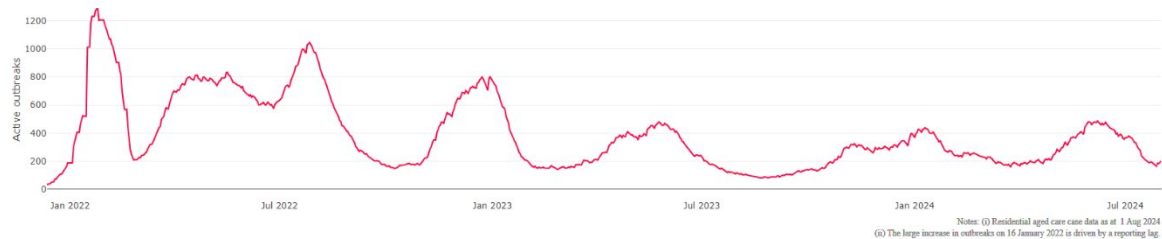
<sup>1</sup> Outbreak opening and closure includes changes in the status of exposure sites to outbreaks (and vice versa), which are applied retrospectively to facility records. New case information can also change the status of a recovered site back to an active outbreak site. As a result, changes in active outbreak status may not align with day-on-day variations to active totals. These adjustments will also affect the number of cases in staff and residents reported each week.

<sup>2</sup> Active residents and staff cases are the total currently positive cases in active outbreaks

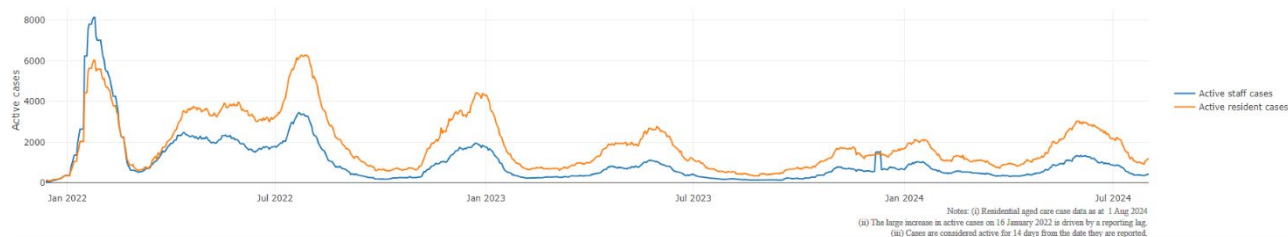
<sup>3</sup> An outbreak is considered to be active pending advice from the relevant Public Health Unit. An outbreak is defined as at least 1 (one) positive case in a resident or 2+ cases in staff.

<sup>4</sup> Case numbers and numbers of deaths are dependent upon reporting from RACHs. This is subject to change as further information is provided.

**Figure 1: National outbreak trends in aged care**



**Figure 2: Trends in aged care cases – December 2021 to present**



## Mortality

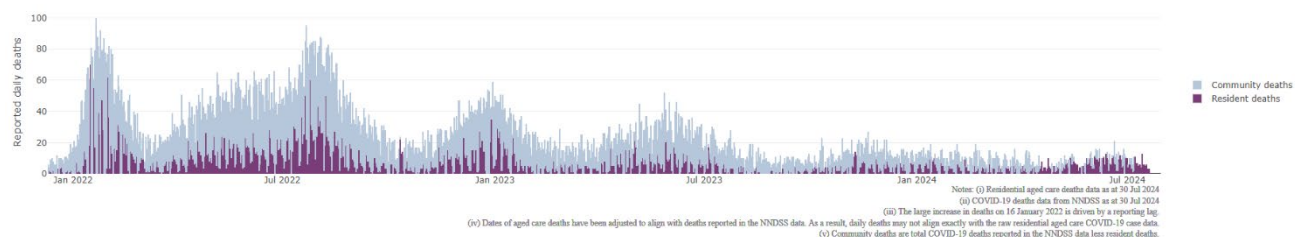
For the period of 1 January 2024 to 27 June 2024, COVID-19 is recorded as the cause of death in 2.3% of all deaths in permanent residents in aged care homes.

Since the beginning of the Omicron outbreak in mid-December<sup>5</sup> 2021, there have been 157,684 deaths in residential aged care from all causes (report period from 15 December 2021 to 27 June 2024)<sup>6</sup>. COVID-19 deaths account for 3.8% of this figure.

There has been a decrease year on year for the rate of case fatality<sup>7</sup>, from a 33% case fatality rate in resident COVID-19 cases in 2020 to 3.3% in 2022 and 1.7% currently.

Over the course of the pandemic, all-cause excess mortality in residential aged care was below expected numbers in 2020, and within expected range in 2021. In the first half of 2022, all-cause excess mortality in residential aged care was above the expected range. Excess mortality for the second half of the 2022 is yet to be finalised.

**Figure 3: COVID-19 deaths in RACHs overlaid with community deaths**



<sup>5</sup> The Omicron outbreak start date has been redefined from late November 2021 to mid-December 2021. Changes have been made to align reporting with the start date of Omicron published in the department's external facing Epidemiology report.

<sup>6</sup> The department is now accessing aged care deaths data from the SIEBEL dataset. Figures are live and subject to change. Source: Department of Health and Aged Care unpublished data / SIEBEL dataset.

<sup>7</sup> Case fatality calculated as total reported resident COVID-19 deaths divided by total resident COVID-19 cases.

## Workforce in active residential aged care outbreaks

As at 2 August 2024, surge workforce providers report a total of 196,607 shifts in aged care services impacted by COVID-19. These shifts include roles for GPs, nurses, care workers, allied health workers, executive and ancillary staff. In the past 7 days (from 26 July 2024) surge workforce providers have assisted 19 residential aged care homes and filled 193 shifts in aged care services.

**Table 3: Workforce resources supplied to RACHs**

Workforce provider	Total shifts	Previous 7 days
Aspen Medical	31,025	8
HealthX	35,960	185
Randstad	878	0
Recruitment, Consulting and Staffing Association	103,905	N/A
Healthcare Australia (Workforce Surge)	15,777	N/A
Healthcare Australia (NACER)	2,295	N/A
Mable	2,711	N/A
Torrens	4,056	N/A

*\*Note: Workforce providers currently with ceased contracts are displayed as N/A.*

The Australian Defence Force provided support to a total of 542 residential aged care homes between February and September 2022. The ADF deployment ceased on 30 September 2022.

## Oral antiviral treatments

Distribution of the oral anti-viral Lagevrio (Molnupiravir) commenced on 6 February 2022 to all RACHs with outbreak sites prioritised for delivery. The National Medical Stockpile has deployed 48,269 treatment courses of Lagevrio (Molnupiravir) to RACHs.

128,418 prescriptions for Lagevrio (Molnupiravir) have been issued to residents in RACHs, with a further 15,800 prescriptions for Paxlovid (nirmatrelvir + ritonavir) also issued since 28 February 2022 and up to 30 June 2024.

*\*Note: Oral antiviral data is only being updated monthly.*

## Vaccination in RACHs

On 29 February 2024, recommendations for 2024 COVID-19 vaccinations were released. Recommended doses for the program in 2024 are based on an individual's age and level of severe immunocompromise.

In 2024, those aged 75 years and over are recommended to get a COVID-19 vaccine dose every 6 months. Those aged over 65 years of age, and adults with severe immunocompromise are recommended to receive a COVID-19 vaccine dose every 12 months and are eligible to receive a COVID-19 vaccine dose every 6 months based on individual risk-benefit assessments. All other adults can receive a single dose this year.

Recommendations can be found on the Department of Health and Aged Care (department) website at:

<https://www.health.gov.au/our-work/covid-19-vaccines/getting-your-vaccination/booster-doses>.

People are encouraged to seek vaccination advice from their healthcare providers, specific to their circumstances.

People living in residential aged care are a high priority for the Government's COVID-19 vaccination program.

Older age remains the biggest risk factor for severe COVID-19 disease. Vaccination offers added protection to help reduce the risk of severe illness or hospitalisation of aged care residents.

The department is working with both the aged care and primary care sectors to ensure residents have access to the COVID-19 vaccine. The department continues to target support for RACHs to arrange COVID-19 vaccinations with local primary care providers such as GPs, community pharmacists and Aboriginal Community Controlled Health Services.

As at 31 July 2024:

- 64.9% of aged care residents have received a booster dose in the last 12 months.
- For residents over the age of 75:
  - 76,239 (45.7%) aged care residents received a booster dose in the last 6 months.
- 22,301 aged care residents have received a vaccination in the last 28 days (compared to 16,781 in the 28 days prior).

**Table 4: Aged care COVID-19 Booster Doses (data as at 31 July 2024)**

Jurisdiction	75+ with booster in last 6 months	
	Residents vaccinated	% of residents vaccinated
National	76,239	45.7%
NSW	24,260	45.1%
VIC	21,209	49.3%
QLD	13,765	40.8%
WA	7,288	47.4%
SA	6,759	46.2%
TAS	1,808	46.9%
ACT	974	45.0%
NT	<200	50.3%

*Data in this report is sourced from Australian Immunisation Register (AIR) data of residents in permanent residential aged care homes.*

*An updated data methodology was implemented on 27 May 2024. Aged Care AIR data as at 31 July 2024: Matched AIR data uses a snapshot of permanent residents in residential aged care homes as at 31 December 2023. The Residential Aged Care Facility (RACF) Recipient ID to Medicare PIN linkage file was uploaded into Health Enterprise Data Warehouse on 17 January 2024 which linked Medicare Consumer Directory data as at 30 June 2023 and RACF recipient data as at 31 October 2023.*

*Note: Booster doses in this report refer to any dose 2 or above administered to an individual.*

## Infection control and audit

The Aged Care Quality and Safety Commission (Commission) conducts site audits and assessment contacts (site and non-site) to monitor and assess residential aged care services against the Aged Care Quality Standards (see Table 5 below). This may include conducting infection control monitoring (ICM) spot checks.

An ICM spot check involves an on-site visit to residential aged care services, without an outbreak, to observe infection control practices, to ensure that staff, management, and visitors are adhering to safe personal protective equipment protocols and to safe infection control arrangements, as required under the Quality Standards.

As at 1 August 2024, the Commission had conducted 6,050 ICM spot checks to observe infection control practices and PPE protocols in RACHs.

**Table 5: Total quality assessment and monitoring activities with residential services (including IPC), by type and month 1 March 2020 to 1 August 2024**

<b>Regulatory Activities</b>	<b>2019-20 (1 Mar - 30 Jun 2020)</b>	<b>2020-21</b>	<b>2021-22</b>	<b>2022-23</b>	<b>2023-24</b>	<b>2024-25 (to 1 Aug 2024)</b>	<b>Total</b>
<b>Site visits</b>	318	3,452	1,732	3,814	2,855	243	<b>12,414</b>
<b>Non-site activities</b>	3,709	8,381	6,665	1,413	485	75	<b>20,741</b>
<b>Total activities</b>	4,027	11,833	8,397	5,227	3,340	318	<b>33,155</b>

## Appendix: National residential aged care homes (RACHs) with active outbreaks COVID-19

Please note, information reported in this table has been directly reported to the department by RACHs.

'Total cases' refers to all staff and resident cases associated with the active outbreak and may not reflect the count of currently active cases.

Where numbers have been incorrectly reported, RACHs are able to correct these in the COVID-19 Support Portal through My Aged Care.

Where a RACH is reporting less than six resident or staff cases or less than six deaths, data has been suppressed to protect the privacy of affected individuals (note that "n/p" indicates data is not provided to protect privacy).

Data below for individual services is as at 1 August 2024.

Service Name	State	Resident Deaths	Resident Cases	Staff Cases	Total Cases
Jindalee Aged Care Residence	Australian Capital Territory	<6	11	6	17
Adina Care Cootamundra	New South Wales	0	<6	<6	9
Anglican Care C A Brown	New South Wales	<6	15	8	23
Anglicare Farrer Brown Court	New South Wales	0	6	0	6
Anthem	New South Wales	0	<6	<6	6
Arcare Mollymook	New South Wales	0	<6	<6	6
Archbold House Aged Care Facility	New South Wales	0	11	<6	n/p
Ashwood Residential Care Service	New South Wales	0	6	<6	n/p
Australian Vietnamese Aged Care Services	New South Wales	0	23	8	31
BaptistCare The Gracewood Centre	New South Wales	0	<6	<6	<6
Bilyara Hostel	New South Wales	0	<6	<6	7
Blayney Multi-Purpose Service	New South Wales	0	<6	0	<6
BlueWave Living	New South Wales	0	38	19	57
Bolton Clarke Beechwood (PKA - Beechwood Aged Care)	New South Wales	0	<6	<6	6
Bolton Clarke Coastal Waters (PKA - Coastal Waters Aged Care)	New South Wales	0	79	22	101
Bolton Clarke Willowdale	New South Wales	<6	25	8	33
Boronia House	New South Wales	0	19	0	19
Bowral House Nursing Home	New South Wales	0	18	<6	n/p
Bupa Banora Point	New South Wales	0	<6	6	n/p

Service Name	State	Resident Deaths	Resident Cases	Staff Cases	Total Cases
<b>Calvary Ryde Retirement Community - Mary Potter Residential Care</b>	New South Wales	0	6	0	6
<b>Cameron Park Care Community</b>	New South Wales	0	<6	0	<6
<b>Catholic Healthcare Villa Maria Centre</b>	New South Wales	0	9	<6	n/p
<b>Chamberlain Gardens Aged Care</b>	New South Wales	0	28	15	43
<b>Estia Health Dalmeny</b>	New South Wales	0	9	<6	n/p
<b>Estia Health Kilbride</b>	New South Wales	0	<6	0	<6
<b>Estia Health Kogarah</b>	New South Wales	0	<6	0	<6
<b>Garden Village</b>	New South Wales	0	9	<6	n/p
<b>Gillawarna Village</b>	New South Wales	0	27	<6	n/p
<b>Groves House</b>	New South Wales	0	9	0	9
<b>Haddington Nursing Home</b>	New South Wales	0	7	9	16
<b>HammondCare Mason</b>	New South Wales	0	<6	0	<6
<b>Harden Grange</b>	New South Wales	0	<6	<6	<6
<b>Heritage Botany</b>	New South Wales	0	9	0	9
<b>Hixson Gardens Aged Care Facility</b>	New South Wales	0	0	<6	<6
<b>Hunters Hill Montefiore Home</b>	New South Wales	0	36	9	45
<b>Inasmuch Community Hostel</b>	New South Wales	0	16	6	22
<b>IRT Moruya</b>	New South Wales	0	12	9	21
<b>IRT Thomas Holt Kirrawee</b>	New South Wales	0	21	<6	n/p
<b>Kintyre Lodge - Dubbo</b>	New South Wales	0	<6	0	<6
<b>Lansdowne Gardens</b>	New South Wales	0	8	<6	n/p
<b>Macquarie Lodge Aged Care Plus Centre</b>	New South Wales	0	7	<6	n/p
<b>Maitland Grange Care Community</b>	New South Wales	0	22	6	28
<b>Mary Mackillop Hostel Carrington Retirement Village</b>	New South Wales	0	6	<6	n/p
<b>Murwillumbah Greens Care Community</b>	New South Wales	0	<6	<6	<6
<b>Narrandera Homestead Care Community</b>	New South Wales	0	28	12	40



Service Name	State	Resident Deaths	Resident Cases	Staff Cases	Total Cases
<b>Oran Park House Aged Care Facility</b>	New South Wales	0	20	0	20
<b>Orange Grove Care Community</b>	New South Wales	0	9	<6	n/p
<b>Princess Juliana Lodge</b>	New South Wales	0	23	<6	n/p
<b>Raymond Terrace Gardens Care Community</b>	New South Wales	0	<6	<6	9
<b>Ron Middleton VC Gardens</b>	New South Wales	0	12	<6	n/p
<b>Scalabrini Village Nursing Home (Bexley)</b>	New South Wales	<6	38	16	54
<b>Southern Cross Care Marsfield Residential Aged Care</b>	New South Wales	0	15	0	15
<b>St Vincent's Care Services Auburn</b>	New South Wales	0	<6	<6	6
<b>St Vincent's Care Services Heathcote</b>	New South Wales	0	<6	0	<6
<b>SummitCare Canley Vale</b>	New South Wales	0	8	0	8
<b>The Whiddon Group - Narrabri - Jessie Hunt</b>	New South Wales	0	<6	0	<6
<b>Tingira Hills Care Community</b>	New South Wales	<6	77	38	115
<b>Tweed River Care Community</b>	New South Wales	<6	44	15	59
<b>Uniting Banks Lodge Peakhurst</b>	New South Wales	0	<6	0	<6
<b>Uniting Caroon Kalina Goonellabah</b>	New South Wales	0	16	6	22
<b>Uniting Elanora Shellharbour</b>	New South Wales	0	17	<6	n/p
<b>Uniting Roberts Lodge Peakhurst</b>	New South Wales	0	7	<6	n/p
<b>Uniting Wontama Orange</b>	New South Wales	0	10	<6	n/p
<b>Winston Hillside Care Community</b>	New South Wales	0	21	8	29
<b>Anam Cara</b>	Queensland	0	<6	<6	<6
<b>Bethania Parklands Care Community</b>	Queensland	0	24	8	32
<b>Blue Care Carina Aged Care Facility</b>	Queensland	0	13	11	24
<b>Blue Care Gracemere Aged Care Facility</b>	Queensland	0	0	<6	<6
<b>Blue Care Kingaroy Canowindra Aged Care Facility</b>	Queensland	0	0	<6	<6
<b>Blue Care Toowoomba Residential Aged Care Facility</b>	Queensland	0	12	<6	n/p
<b>Bolton Clarke Capella Bay</b>	Queensland	0	<6	<6	9

Service Name	State	Resident Deaths	Resident Cases	Staff Cases	Total Cases
<b>Bolton Clarke Carrington</b>	Queensland	0	0	<6	<6
<b>Bolton Clarke Chelsea</b>	Queensland	0	15	6	21
<b>Bolton Clarke Fairview</b>	Queensland	0	<6	<6	6
<b>Bolton Clarke Talbarra</b>	Queensland	0	<6	<6	<6
<b>Bolton Clarke Villa Serena</b>	Queensland	0	<6	0	<6
<b>Bupa New Farm</b>	Queensland	0	9	<6	n/p
<b>Bupa Tugun</b>	Queensland	0	<6	<6	8
<b>Carinity Cedarbrook</b>	Queensland	<6	7	<6	n/p
<b>Churches of Christ Rockingham Aged Care Service</b>	Queensland	<6	12	10	22
<b>Dovetree</b>	Queensland	0	<6	0	<6
<b>Estia Health Hervey Bay</b>	Queensland	0	<6	<6	<6
<b>Estia Health Maroochydore</b>	Queensland	0	<6	<6	<6
<b>Eventide Charters Towers</b>	Queensland	0	6	0	6
<b>Infinite Care Cornubia</b>	Queensland	0	13	<6	n/p
<b>IRT Woodlands</b>	Queensland	0	12	<6	n/p
<b>Kawana Waters Care Community</b>	Queensland	<6	16	<6	n/p
<b>Kewarra Beach Aged Care</b>	Queensland	0	<6	<6	6
<b>Lutheran Services - Immanuel Gardens</b>	Queensland	0	19	6	25
<b>Lutheran Services - Orana</b>	Queensland	0	6	10	16
<b>Lutheran Services - Tabeel</b>	Queensland	0	9	<6	n/p
<b>Merrimac Park Private Care</b>	Queensland	0	<6	<6	n/p
<b>Morayfield Grove Care Community</b>	Queensland	0	<6	0	<6
<b>NewDirection Care at Bellmere</b>	Queensland	0	<6	<6	9
<b>North Lakes Terrace Care Community</b>	Queensland	0	<6	0	<6
<b>Oxley Grove Care Community</b>	Queensland	0	12	<6	n/p
<b>Ozcare Caroline Chisholm</b>	Queensland	0	29	15	44

Service Name	State	Resident Deaths	Resident Cases	Staff Cases	Total Cases
<b>Ozcare Villa Rosalie Newstead</b>	Queensland	0	<6	<6	<6
<b>Palm Lake Bethania Aged Care Facility</b>	Queensland	0	<6	<6	6
<b>Palmwoods Care Centre</b>	Queensland	0	<6	0	<6
<b>Parkview</b>	Queensland	0	<6	0	<6
<b>Pinaroo Roma Inc</b>	Queensland	<6	11	9	20
<b>Pine Lodge Home for the Aged</b>	Queensland	<6	20	11	31
<b>Redland Residential Care Facility</b>	Queensland	0	<6	0	<6
<b>Regis Birkdale</b>	Queensland	0	<6	<6	<6
<b>Regis Caboolture</b>	Queensland	0	<6	<6	6
<b>Regis Camp Hill</b>	Queensland	0	<6	0	<6
<b>Regis Kirwan</b>	Queensland	<6	36	10	46
<b>Regis Lodges on George</b>	Queensland	0	17	15	32
<b>Regis Magnolia</b>	Queensland	0	<6	<6	9
<b>Regis Salisbury</b>	Queensland	0	<6	0	<6
<b>Regis Sandgate - Musgrave</b>	Queensland	0	7	0	7
<b>Regis Wynnum</b>	Queensland	0	<6	<6	<6
<b>Sinnamon Village - Jacobs Court</b>	Queensland	0	<6	0	<6
<b>Sinnamon Village - Kentish Court</b>	Queensland	0	<6	<6	<6
<b>Sinnamon Village - Reid Court</b>	Queensland	0	<6	<6	8
<b>Southern Cross Care Chinchilla - Illoura Village</b>	Queensland	<6	21	10	31
<b>Springwood Terrace Care Community</b>	Queensland	0	11	7	18
<b>St Paul de Chartres Residential Aged Care</b>	Queensland	0	18	17	35
<b>St Vincent's Care Douglas</b>	Queensland	0	<6	0	<6
<b>St Vincent's Care Services Maroochydore</b>	Queensland	0	<6	0	<6
<b>St Vincent's Care Services Mitchelton</b>	Queensland	0	57	11	68
<b>Theodore Multipurpose Health Service</b>	Queensland	0	<6	0	<6

Service Name	State	Resident Deaths	Resident Cases	Staff Cases	Total Cases
Wheller Gardens - John Wesley Gardens	Queensland	0	0	<6	<6
Wheller Gardens - St Marks House	Queensland	0	0	<6	<6
Woodford Manor Aged Care	Queensland	0	0	6	6
ACH Group Residential Care - Perry Park (high care)	South Australia	<6	27	7	34
ACH Group Residential Care - ViTA	South Australia	0	<6	0	<6
Aldersgate Aged Care Services	South Australia	0	7	<6	n/p
Aldinga Beach Care Community	South Australia	0	<6	0	<6
AnglicareSA Grange	South Australia	0	<6	0	<6
Ashman Grove Aged Care Hostel	South Australia	0	11	<6	n/p
Edenfield Family Care - Nerrilda	South Australia	0	<6	<6	<6
Eldercare Allambi	South Australia	0	26	12	38
Estia Health Salisbury	South Australia	0	21	7	28
Helping Hand Aged Care - Lealholme Port Pirie	South Australia	0	<6	<6	7
Olive Grove Aged Care	South Australia	0	7	<6	n/p
Baptcare Karingal Community Care	Tasmania	0	13	11	24
Coroneagh Park	Tasmania	0	<6	0	<6
Eliza Purton	Tasmania	0	15	11	26
Medea Park Nursing Home	Tasmania	<6	27	19	46
Rivulet	Tasmania	0	9	<6	n/p
Snug Village	Tasmania	0	<6	0	<6
St Ann's	Tasmania	0	<6	0	<6
Tyler Village	Tasmania	0	<6	0	<6
Altona Gardens Care Community	Victoria	0	12	<6	n/p
Aurum Brunswick	Victoria	0	9	<6	n/p
Aurum Healesville	Victoria	<6	24	10	34
Baptcare Amberlea Community	Victoria	0	13	6	19

Service Name	State	Resident Deaths	Resident Cases	Staff Cases	Total Cases
<b>Baptcare The Orchards Community</b>	Victoria	0	<6	0	<6
<b>Benetas Dalkeith Gardens</b>	Victoria	0	<6	<6	7
<b>Bolton Clarke Medina Manor</b>	Victoria	0	<6	0	<6
<b>Calvary Cordelia Grove</b>	Victoria	0	9	<6	n/p
<b>Calvary Huntly Suites</b>	Victoria	<6	15	<6	n/p
<b>Calvary Rosanna Views</b>	Victoria	0	<6	0	<6
<b>Calvary Viewhills Manor</b>	Victoria	0	<6	<6	<6
<b>Clifton Views</b>	Victoria	0	13	0	13
<b>Corangamarah</b>	Victoria	0	<6	<6	6
<b>Craigcare Plumpton Villa</b>	Victoria	0	<6	<6	7
<b>Epping Meadows Care Community</b>	Victoria	0	<6	0	<6
<b>Estia Health Benalla (Thomas St)</b>	Victoria	<6	30	11	41
<b>Estia Health Knoxfield</b>	Victoria	<6	23	<6	n/p
<b>Estia Health Ringwood</b>	Victoria	0	21	<6	n/p
<b>Estia Health Wodonga</b>	Victoria	0	20	10	30
<b>Froniditha Anesi Aged Care Services - Thornbury</b>	Victoria	0	36	<6	n/p
<b>Gibson Street Complex</b>	Victoria	0	<6	0	<6
<b>Homestead Estate Residential Aged Care</b>	Victoria	0	18	0	18
<b>Inverloch Coast Care Community</b>	Victoria	0	38	16	54
<b>J.H.F. McDonald Wing Nursing Home</b>	Victoria	0	<6	<6	<6
<b>Jewish Care (Vic) Inc. Residential Homes, Windsor</b>	Victoria	0	9	<6	n/p
<b>John Flynn Retirement Village</b>	Victoria	<6	9	10	19
<b>Maculata Place</b>	Victoria	0	<6	0	<6
<b>mecwacare O'Mara House</b>	Victoria	0	12	<6	n/p
<b>Melbourne Hebrew Memorial Nursing Home</b>	Victoria	0	6	<6	n/p
<b>Mooroopna Place Residential Aged Care Service</b>	Victoria	0	<6	0	<6

Service Name	State	Resident Deaths	Resident Cases	Staff Cases	Total Cases
Mount Martha Valley	Victoria	0	23	9	32
Moyne Health Services-Belfast House	Victoria	0	15	15	30
Moyola Lodge Hostel	Victoria	0	<6	0	<6
Murrenda Residential Aged Care Home	Victoria	0	6	<6	n/p
Princes Court Homes Hostel	Victoria	0	10	10	20
Regis Armadale	Victoria	0	10	6	16
Regis Inala Lodge	Victoria	0	<6	0	<6
Regis Ringwood	Victoria	0	<6	<6	6
Rose Lodge	Victoria	0	9	0	9
Salisbury House Nursing Home	Victoria	0	7	0	7
Skye Lodge	Victoria	0	<6	0	<6
Sunlight Residential Aged Care	Victoria	0	35	0	35
Sunset Views Manor	Victoria	0	<6	0	<6
Swan Hill District Nursing Home	Victoria	0	<6	<6	<6
Vasey RSL Care Brighton East	Victoria	0	<6	<6	<6
Aegis Shorehaven	Western Australia	0	<6	<6	<6
Carine Parkside Care Community	Western Australia	0	<6	0	<6
Italian Village Fremantle	Western Australia	0	16	<6	n/p
Juniper Bethshan	Western Australia	0	<6	0	<6
Juniper Hilltop	Western Australia	0	<6	<6	<6
Regents Garden Four Seasons Booragoon	Western Australia	0	15	<6	n/p
Regis Bunbury	Western Australia	0	14	<6	n/p
Regis Nedlands	Western Australia	0	13	0	13