



COVID-19 outbreaks in Australian residential aged care homes

National snapshot

As at 8:00 am 15 August 2024, there are 1,538 active COVID-19 cases reported in 207 active outbreaks in residential aged care homes (RACHs) across Australia. There have been 86 new outbreaks, 15 new resident deaths and 1,154 combined new resident and staff cases reported since 8 August 2024.

Table 1: Aged Care COVID-19 data as at 8.00am 15 August 2024¹

Category	Active ²	Change in active (7 days)	Cumulative Total	Cumulative increase (7 days)
Outbreaks ³	207	16	22,627	86
RACHs affected	207	16	2,896	2
Resident cases ⁴	1,147	57	221,010	843
Resident deaths	N/A	N/A	6,952	15
Staff cases	391	35	119,761	311

Residential aged care homes with active outbreaks are included in [Appendix](#).

Table 2: Overview of active outbreaks in Australia

	ACT	NSW	NT	QLD	SA	TAS	VIC	WA	Total
Total RACHs with outbreaks	4	69	0	62	14	2	48	8	207
Total number of active resident cases	20	363	0	247	61	3	395	58	1,147
Total number of active staff cases	6	122	0	145	30	0	73	15	391
Total outbreaks opened in previous 7 days	1	24	0	23	7	1	26	4	86
Total outbreaks closed in previous 7 days	0	19	0	25	6	3	12	1	66

¹ Outbreak opening and closure includes changes in the status of exposure sites to outbreaks (and vice versa), which are applied retrospectively to facility records. New case information can also change the status of a recovered site back to an active outbreak site. As a result, changes in active outbreak status may not align with day-on-day variations to active totals. These adjustments will also affect the number of cases in staff and residents reported each week.

² Active residents and staff cases are the total currently positive cases in active outbreaks

³ An outbreak is considered to be active pending advice from the relevant Public Health Unit. An outbreak is defined as at least 1 (one) positive case in a resident or 2+ cases in staff.

⁴ Case numbers and numbers of deaths are dependent upon reporting from RACHs. This is subject to change as further information is provided.

Figure 1: National outbreak trends in aged care

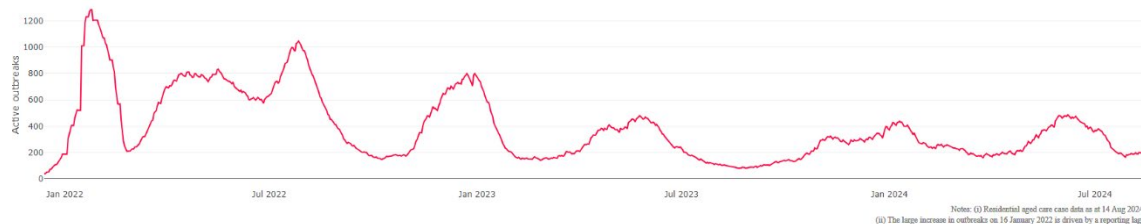
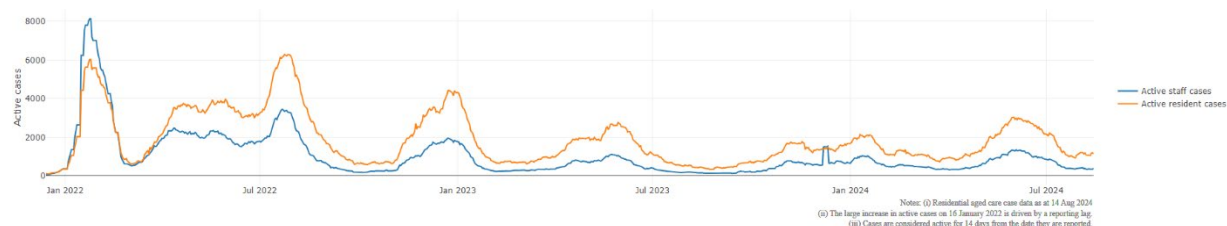


Figure 2: Trends in aged care cases – December 2021 to present



Mortality

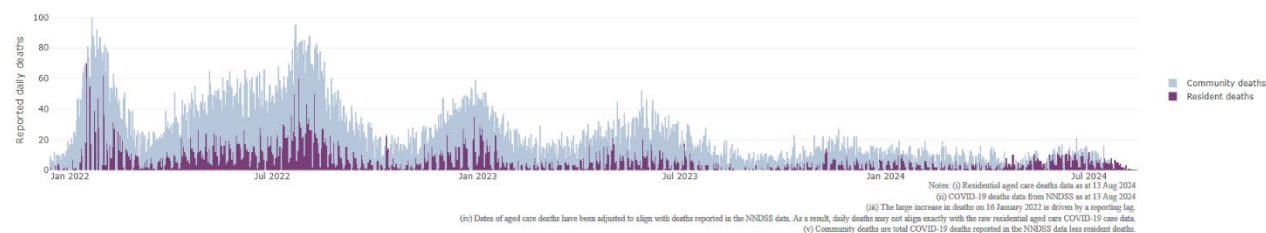
For the period of 1 January 2024 to 27 June 2024, COVID-19 is recorded as the cause of death in 2.2% of all deaths in permanent residents in aged care homes.

Since the beginning of the Omicron outbreak in mid-December⁵ 2021, there have been 159,508 deaths in residential aged care from all causes (report period from 15 December 2021 to 10 August 2024)⁶. COVID-19 deaths account for 3.8% of this figure.

There has been a decrease year on year for the rate of case fatality⁷, from a 33% case fatality rate in resident COVID-19 cases in 2020 to 3.3% in 2022 and 1.7% currently.

Over the course of the pandemic, all-cause excess mortality in residential aged care was below expected numbers in 2020, and within expected range in 2021. In the first half of 2022, all-cause excess mortality in residential aged care was above the expected range. Excess mortality for the second half of the 2022 is yet to be finalised.

Figure 3: COVID-19 deaths in RACHs overlaid with community deaths



⁵ The Omicron outbreak start date has been redefined from late November 2021 to mid-December 2021. Changes have been made to align reporting with the start date of Omicron published in the department's external facing Epidemiology report.

⁶ The department is now accessing aged care deaths data from the SIEBEL dataset. Figures are live and subject to change. Source: Department of Health and Aged Care unpublished data / SIEBEL dataset.

⁷ Case fatality calculated as total reported resident COVID-19 deaths divided by total resident COVID-19 cases.

Workforce in active residential aged care outbreaks

As at 16 August 2024, surge workforce providers report a total of 196,867 shifts in aged care services impacted by COVID-19. These shifts include roles for GPs, nurses, care workers, allied health workers, executive and ancillary staff. In the past 7 days (from 9 August 2024) surge workforce providers have assisted 7 residential aged care homes and filled 131 shifts in aged care services.

Table 3: Workforce resources supplied to RACHs

Workforce provider	Total shifts	Previous 7 days
Aspen Medical	31,125	100
HealthX	36,120	31
Randstad	878	0
Recruitment, Consulting and Staffing Association	103,905	N/A
Healthcare Australia (Workforce Surge)	15,777	N/A
Healthcare Australia (NACER)	2,295	N/A
Mable	2,711	N/A
Torrens	4,056	N/A

**Note: Workforce providers currently with ceased contracts are displayed as N/A.*

The Australian Defence Force provided support to a total of 542 residential aged care homes between February and September 2022. The ADF deployment ceased on 30 September 2022.

Oral antiviral treatments

Distribution of the oral anti-viral Lagevrio (Molnupiravir) commenced on 6 February 2022 to all RACHs with outbreak sites prioritised for delivery. The National Medical Stockpile has deployed 48,269 treatment courses of Lagevrio (Molnupiravir) to RACHs.

133,476 prescriptions for Lagevrio (Molnupiravir) have been issued to residents in RACHs, with a further 17,088 prescriptions for Paxlovid (nirmatrelvir + ritonavir) also issued since 28 February 2022 and up to 31 July 2024.

**Note: Oral antiviral data is only being updated monthly.*

Vaccination in RACHs

On 29 February 2024, recommendations for 2024 COVID-19 vaccinations were released. Recommended doses for the program in 2024 are based on an individual's age and level of severe immunocompromise.

In 2024, those aged 75 years and over are recommended to get a COVID-19 vaccine dose every 6 months. Those aged over 65 years of age, and adults with severe immunocompromise are recommended to receive a COVID-19 vaccine dose every 12 months and are eligible to receive a COVID-19 vaccine dose every 6 months based on individual risk-benefit assessments. All other adults can receive a single dose this year.

Recommendations can be found on the Department of Health and Aged Care (department) website at:

<https://www.health.gov.au/our-work/covid-19-vaccines/getting-your-vaccination/booster-doses>.

People are encouraged to seek vaccination advice from their healthcare providers, specific to their circumstances.

People living in residential aged care are a high priority for the Government's COVID-19 vaccination program.

Older age remains the biggest risk factor for severe COVID-19 disease. Vaccination offers added protection to help reduce the risk of severe illness or hospitalisation of aged care residents.

The department is working with both the aged care and primary care sectors to ensure residents have access to the COVID-19 vaccine. The department continues to target support for RACHs to arrange COVID-19 vaccinations with local primary care providers such as GPs, community pharmacists and Aboriginal Community Controlled Health Services.

As at 14 August 2024:

- 68.9% of aged care residents have received a booster dose in the last 12 months.
- For residents over the age of 75:
 - 85,657 (52.1%) aged care residents received a booster dose in the last 6 months.
- 21,292 aged care residents have received a vaccination in the last 28 days (compared to 24,419 in the 28 days prior).

Table 4: Aged care COVID-19 Booster Doses (data as at 14 August 2024)

Jurisdiction	75+ with booster in last 6 months	
	Residents vaccinated	% of residents vaccinated
National	85,657	52.1%
NSW	26,917	50.7%
VIC	23,839	56.0%
QLD	15,766	47.8%
WA	8,394	55.0%
SA	7,541	52.5%
TAS	1,917	51.7%
ACT	1,081	51.1%
NT	202	56.1%

Data in this report is sourced from Australian Immunisation Register (AIR) data of residents in permanent residential aged care homes.

An updated data methodology was implemented on 7 August 2024. Aged Care AIR data as at 14 August 2024; Matched AIR data uses a snapshot of permanent residents in residential aged care homes as at 31 May 2024. The Residential Aged Care Home (RACH) Recipient ID to Medicare PIN linkage file was loaded into Health Enterprise Data Warehouse on 11 July 2024 which linked Medicare Consumer Directory data as at 11 October 2023 and RACH recipient data as at 31 January 2024.

Note: Booster doses in this report refer to any dose 2 or above administered to an individual.

Infection control and audit

The Aged Care Quality and Safety Commission (Commission) conducts site audits and assessment contacts (site and non-site) to monitor and assess residential aged care services against the Aged Care Quality Standards (see Table 5 below). This may include conducting infection control monitoring (ICM) spot checks.

An ICM spot check involves an on-site visit to residential aged care services, without an outbreak, to observe infection control practices, to ensure that staff, management, and visitors are adhering to safe personal protective equipment protocols and to safe infection control arrangements, as required under the Quality Standards.

As at 15 August 2024, the Commission had conducted 6,050 ICM spot checks to observe infection control practices and PPE protocols in RACHs.

Table 5: Total quality assessment and monitoring activities with residential services (including IPC), by type and month 1 March 2020 to 15 August 2024

Regulatory Activities	2019-20 (1 Mar - 30 Jun 2020)	2020-21	2021-22	2022-23	2023-24	2024-25 (to 15 Aug 2024)	Total
Site visits	318	3,452	1,732	3,814	2,855	342	12,513
Non-site activities	3,709	8,381	6,665	1,413	489	111	20,778
Total activities	4,027	11,833	8,397	5,227	3,344	453	33,291

Appendix: National residential aged care homes (RACHs) with active outbreaks COVID-19

Please note, information reported in this table has been directly reported to the department by RACHs.

'Total cases' refers to all staff and resident cases associated with the active outbreak and may not reflect the count of currently active cases.

Where numbers have been incorrectly reported, RACHs are able to correct these in the COVID-19 Support Portal through My Aged Care.

Where a RACH is reporting less than six resident or staff cases or less than six deaths, data has been suppressed to protect the privacy of affected individuals (note that "n/p" indicates data is not provided to protect privacy).

Data below for individual services is as at 15 August 2024.

Service Name	State	Resident Deaths	Resident Cases	Staff Cases	Total Cases
BaptistCare Griffith	Australian Capital Territory	0	11	<6	n/p
Goodwin Monash	Australian Capital Territory	0	28	<6	n/p
IRT Kangara Waters	Australian Capital Territory	0	<6	0	<6
Villaggio Sant Antonio Hostel	Australian Capital Territory	0	10	<6	n/p
Anglican Care Bishop Tyrrell Place	New South Wales	0	<6	<6	7
Anglican Care C A Brown	New South Wales	<6	22	8	30
Anglicare Brian King Gardens	New South Wales	0	14	<6	n/p
Anglicare Farrer Brown Court	New South Wales	0	12	0	12
Arcare Warriewood	New South Wales	0	8	<6	n/p
Bangalor Retreat	New South Wales	0	<6	<6	<6
BaptistCare George Forbes House	New South Wales	0	<6	0	<6
BaptistCare Kularoo Centre	New South Wales	0	<6	0	<6
BaptistCare Morven Gardens Centre	New South Wales	0	<6	0	<6
BaptistCare Shalom Centre	New South Wales	0	7	<6	n/p
BaptistCare The Gracewood Centre	New South Wales	0	17	<6	n/p
Belmore Place Care Community	New South Wales	0	<6	<6	<6
Bolton Clarke Darlington	New South Wales	0	13	<6	n/p
Bolton Clarke Greenwood	New South Wales	0	11	<6	n/p
Bolton Clarke Macquarie View - Bolton Point	New South Wales	0	21	8	29

Service Name	State	Resident Deaths	Resident Cases	Staff Cases	Total Cases
Bolton Clarke Raffles	New South Wales	0	<6	<6	7
Bolton Clarke Willowdale	New South Wales	<6	29	8	37
Bupa Banora Point	New South Wales	0	16	6	22
Cameron Park Care Community	New South Wales	0	<6	0	<6
Catholic Healthcare George Mockler Hostel	New South Wales	0	<6	0	<6
Catholic Healthcare McQuoin Park	New South Wales	0	<6	0	<6
Coffs Harbour Grange Care Community	New South Wales	0	<6	<6	<6
Denhams Beach Care Community	New South Wales	0	<6	0	<6
Estia Health Bexley Park	New South Wales	0	<6	0	<6
Estia Health Dalmeny	New South Wales	<6	14	10	24
Estia Health Epping - The Poplars	New South Wales	0	31	12	43
Estia Health Kilbride	New South Wales	0	15	<6	n/p
Florence Price Gardens	New South Wales	0	<6	0	<6
Gillawarna Village	New South Wales	<6	33	<6	n/p
Grace Munro Centre	New South Wales	0	<6	<6	<6
Green Hills Residential Care Service	New South Wales	0	14	7	21
HammondCare - Cardiff	New South Wales	0	<6	<6	6
HammondCare Mason	New South Wales	<6	<6	0	<6
Hawkesbury Living Pty Limited	New South Wales	0	<6	<6	6
Heritage Botany	New South Wales	0	37	<6	n/p
Hunters Hill Montefiore Home	New South Wales	0	43	16	59
IRT Moruya	New South Wales	0	15	10	25
IRT Tarrawanna Care Centre	New South Wales	0	<6	<6	<6
Murwillumbah Greens Care Community	New South Wales	0	23	8	31
Narraweena Grove Care Community	New South Wales	0	9	<6	n/p
Oran Park House Aged Care Facility	New South Wales	0	31	0	31

Service Name	State	Resident Deaths	Resident Cases	Staff Cases	Total Cases
Orange Grove Care Community	New South Wales	<6	13	<6	n/p
Pathways Cronulla Pines	New South Wales	0	13	<6	n/p
Patrick Bugden VC Gardens	New South Wales	0	9	0	9
Princess Juliana Lodge	New South Wales	0	29	<6	n/p
Randwick Montefiore Home	New South Wales	0	0	<6	<6
Raymond Terrace Gardens Care Community	New South Wales	0	9	<6	n/p
Ron Middleton VC Gardens	New South Wales	0	20	6	26
Scalabrini Village Nursing Home (Bexley)	New South Wales	<6	48	18	66
St Brigid's Green Maroubra	New South Wales	0	<6	0	<6
St Vincent's Care Services Bronte	New South Wales	0	0	<6	<6
St Vincent's Care Services Haberfield	New South Wales	0	<6	0	<6
SummitCare Canley Vale	New South Wales	0	11	0	11
SummitCare Liverpool-173	New South Wales	0	8	<6	n/p
The Whiddon Group - Glenfield - Easton Park	New South Wales	0	<6	<6	<6
The Whiddon Group - Kelso	New South Wales	0	6	<6	n/p
Toongabbie Terrace Care Community	New South Wales	0	<6	0	<6
Tumbarumba Multi-Purpose Service	New South Wales	0	14	<6	n/p
Uniting Aldersgate Lilyfield	New South Wales	0	<6	0	<6
Uniting Arrunga Ermington	New South Wales	0	<6	0	<6
Uniting Banks Lodge Peakhurst	New South Wales	0	7	0	7
Uniting Caroonna Kalina Goonellabah	New South Wales	0	18	6	24
Uniting Caroonna Yamba	New South Wales	0	<6	0	<6
Uniting Garden Suburb	New South Wales	0	22	18	40
Uniting Kamilaroi Lane Cove	New South Wales	0	<6	0	<6
Uniting Kingscliff	New South Wales	0	11	<6	n/p
Uniting The Marion Leichhardt	New South Wales	0	7	0	7

Service Name	State	Resident Deaths	Resident Cases	Staff Cases	Total Cases
Woollahra Montefiore Home	New South Wales	0	<6	0	<6
Yallambee Village	New South Wales	0	10	0	10
Anglicare SQ Kirami Home for the Aged	Queensland	0	<6	11	n/p
Anglicare SQ Symes Grove Home for the Aged	Queensland	0	<6	<6	6
Arcare Eight Mile Plains	Queensland	<6	15	<6	n/p
Arcare Seven Hills	Queensland	0	<6	0	<6
Bethania Parklands Care Community	Queensland	0	28	11	39
Bethesda Caring Centre	Queensland	0	<6	<6	<6
Blue Care Carina Aged Care Facility	Queensland	0	<6	<6	<6
Blue Care Kenmore Aged Care Facility	Queensland	<6	11	<6	n/p
Blue Care Kingaroy Canowindra Aged Care Facility	Queensland	0	<6	<6	8
Bolton Clarke Baycrest	Queensland	0	<6	<6	<6
Bolton Clarke Buderim Views	Queensland	0	<6	0	<6
Bolton Clarke Fairview	Queensland	0	16	10	26
Bolton Clarke Fernhill	Queensland	0	19	<6	n/p
Bolton Clarke Moreton Shores	Queensland	0	<6	<6	6
Bolton Clarke Seaton Place	Queensland	0	0	<6	<6
Bupa Tugun	Queensland	0	11	<6	n/p
Burpengary Manor Aged Care	Queensland	0	12	<6	n/p
Carseldine Greens Care Community	Queensland	0	<6	0	<6
Churches of Christ Warwick Aged Care Service	Queensland	0	<6	0	<6
Cooinda House	Queensland	0	<6	0	<6
De Paul Villa Aged Care	Queensland	0	<6	0	<6
Eventide Charters Towers	Queensland	0	6	6	12
Infinite Care Cornubia	Queensland	<6	27	<6	n/p
Kawana Waters Care Community	Queensland	<6	40	12	52

Service Name	State	Resident Deaths	Resident Cases	Staff Cases	Total Cases
Lorocco	Queensland	0	<6	0	<6
Lutheran Services - Cooina Aged Care Centre	Queensland	0	<6	<6	<6
Lutheran Services - Orana	Queensland	0	10	0	10
Lutheran Services - Zion	Queensland	0	<6	0	<6
Morayfield Grove Care Community	Queensland	0	9	0	9
Narangba Aged Care	Queensland	0	<6	0	<6
New Auckland Place	Queensland	0	7	<6	n/p
Oxley Grove Care Community	Queensland	0	15	<6	n/p
Ozcare Parkwood Gardens	Queensland	0	12	<6	n/p
Palm Lake Bethania Aged Care Facility	Queensland	0	24	35	59
Palm Lake Care Caloundra	Queensland	0	7	<6	n/p
Paradise Lakes Care Centre	Queensland	0	<6	<6	<6
Parkview	Queensland	0	9	<6	n/p
Redland Residential Care Facility	Queensland	<6	8	<6	n/p
Regis Ayr	Queensland	0	<6	<6	<6
Regis Birkdale	Queensland	0	<6	<6	<6
Regis Caboolture	Queensland	0	7	<6	n/p
Regis Camp Hill	Queensland	0	9	<6	n/p
Regis Kirwan	Queensland	<6	39	11	50
Regis Lodges on George	Queensland	0	21	16	37
Regis Magnolia	Queensland	<6	8	11	19
Regis Salisbury	Queensland	0	<6	<6	6
Regis Sandgate - Musgrave	Queensland	0	9	<6	n/p
Rockpool RAC Morayfield	Queensland	0	<6	0	<6
Sinnamon Village - Kentish Court	Queensland	0	11	<6	n/p
Sir James Terrace	Queensland	0	<6	<6	<6

Service Name	State	Resident Deaths	Resident Cases	Staff Cases	Total Cases
Southern Cross Care Chinchilla - Illoura Village	Queensland	<6	22	11	33
Southern Cross Care Murgon - Castra	Queensland	0	<6	0	<6
Southern Cross Care Nanango - Karinya	Queensland	<6	16	22	38
St Paul de Chartres Residential Aged Care	Queensland	0	19	20	39
St Vincent's Care Services Bardon	Queensland	0	<6	<6	<6
St Vincent's Care Services Mitchelton	Queensland	<6	71	22	93
St Vincent's Care Services Southport	Queensland	0	<6	0	<6
Sunnycare Residential	Queensland	0	<6	0	<6
Sunrise Beach Aged Care	Queensland	0	<6	0	<6
The Good Shepherd Nursing Home	Queensland	<6	8	6	14
Varsity Views Care Community	Queensland	0	13	12	25
Woodford Manor Aged Care	Queensland	<6	20	8	28
ACH Group Residential Care - Colton Court	South Australia	0	<6	<6	7
ACH Group Residential Care - Perry Park (high care)	South Australia	0	<6	0	<6
Aldersgate Aged Care Services	South Australia	0	11	6	17
AnglicareSA Grange	South Australia	0	12	0	12
Bucklands Residential Care	South Australia	0	6	0	6
Dunbar Homes Salisbury	South Australia	0	<6	0	<6
Estia Health Craigmores	South Australia	0	0	<6	<6
Estia Health Encounter Bay	South Australia	0	6	<6	n/p
Estia Health Salisbury	South Australia	0	27	8	35
Eyre Peninsula Old Folks Home	South Australia	0	0	<6	<6
Helping Hand Aged Care - Lealholme Port Pirie	South Australia	0	11	8	19
McCracken Views Residential Care	South Australia	0	<6	<6	<6
Olive Grove Aged Care	South Australia	0	9	<6	n/p
UnitingSA Hawksbury Gardens Aged Care	South Australia	0	17	10	27

Service Name	State	Resident Deaths	Resident Cases	Staff Cases	Total Cases
Baptcare Karingal Community Care	Tasmania	0	22	14	36
Uniting AgeWell Strathdevon	Tasmania	0	<6	0	<6
Aurrum Brunswick	Victoria	0	16	<6	n/p
Banksia Lodge Residential Aged Care Service	Victoria	<6	112	<6	n/p
Baptcare Amberlea Community	Victoria	<6	16	11	27
Baptcare The Orchards Community	Victoria	0	13	<6	n/p
Benetas Dalkeith Gardens	Victoria	0	10	<6	n/p
BlueCross Box Hill	Victoria	<6	84	0	84
BlueCross Cresthaven	Victoria	0	18	<6	n/p
BlueCross The Mews	Victoria	0	<6	<6	<6
Bolton Clarke Charlesbrook	Victoria	0	<6	0	<6
Bolton Clarke Medina Manor	Victoria	0	<6	0	<6
Bolton Clarke Princeton View	Victoria	0	<6	<6	<6
Bupa Wodonga	Victoria	0	<6	0	<6
Calvary Cordelia Grove	Victoria	0	13	<6	n/p
Calvary Elouera	Victoria	0	7	<6	n/p
Calvary Kingston Gardens	Victoria	0	<6	0	<6
Calvary Rye Sands	Victoria	0	<6	<6	<6
Costa House	Victoria	0	6	<6	n/p
Craigcare Plumpton Villa	Victoria	0	11	6	17
Edgarley Home	Victoria	0	<6	<6	<6
Emmy Monash Aged Care	Victoria	0	<6	0	<6
Estia Health Bentleigh	Victoria	0	14	<6	n/p
Estia Health Yarra Valley	Victoria	0	<6	<6	<6
Froniditha Anesi Aged Care Services - Thornbury	Victoria	0	41	6	47
Garden View Court Hostel	Victoria	0	<6	<6	7

Service Name	State	Resident Deaths	Resident Cases	Staff Cases	Total Cases
Inverloch Coast Care Community	Victoria	0	66	24	90
J.H.F. McDonald Wing Nursing Home	Victoria	0	<6	<6	6
Kirrak House	Victoria	0	8	8	16
Latvian Aged Care Facility	Victoria	0	<6	<6	<6
Luson Eden Park	Victoria	0	8	<6	n/p
Luson The Vue	Victoria	0	<6	0	<6
Maculata Place	Victoria	0	6	<6	n/p
Mekong Vietnamese Aged Care	Victoria	0	17	6	23
Princes Court Homes Hostel	Victoria	<6	18	11	29
Regis East Malvern	Victoria	<6	<6	<6	<6
Salisbury House Nursing Home	Victoria	0	16	<6	n/p
Sherbrooke Private Nursing Home	Victoria	0	8	<6	n/p
Sunset Views Manor	Victoria	<6	<6	0	<6
The Alba Aged Care Suites	Victoria	0	10	<6	n/p
The Oaks Nursing Home-Gisborne	Victoria	0	<6	<6	<6
The Views at Heidelberg	Victoria	0	20	0	20
Twin Parks Aged Care Centre	Victoria	0	6	<6	n/p
Vasey RSL Care Brighton East	Victoria	0	14	<6	n/p
Vermont Aged Care	Victoria	0	11	<6	n/p
Villa Maria Catholic Homes Wantirna Aged Care Residence	Victoria	0	<6	0	<6
Western Port Bay Care Community	Victoria	0	12	6	18
Westmont Homestead	Victoria	0	<6	0	<6
Willowbrae - Melton	Victoria	0	12	<6	n/p
Willowbrae-Templestowe Hostel	Victoria	0	<6	<6	6
Acacia Living Group Meadow Springs Aged Care Facility	Western Australia	0	8	<6	n/p
Aegis Shorehaven	Western Australia	0	59	8	67

Service Name	State	Resident Deaths	Resident Cases	Staff Cases	Total Cases
Aegis The Pines	Western Australia	0	<6	0	<6
Alfred Cove Care Community	Western Australia	0	<6	0	<6
Carine Parkside Care Community	Western Australia	0	16	11	27
Italian Village Fremantle	Western Australia	0	24	7	31
McNamara Lodge	Western Australia	<6	20	7	27
SwanCare Ningana	Western Australia	0	6	<6	n/p