



COVID-19 outbreaks in Australian residential aged care homes

National snapshot

As at 8:00 am 25 July 2024, there are 1,428 active COVID-19 cases reported in 212 active outbreaks in residential aged care homes (RACHs) across Australia. There have been 85 new outbreaks, 18 new resident deaths and 1,259 combined new resident and staff cases reported since 18 June 2024.

Table 1: Aged Care COVID-19 data as at 8.00am 25 July 2024¹

Category	Active ²	Change in active (7 days)	Cumulative Total	Cumulative increase (7 days)
Outbreaks³	212	-14	22,342	85
RACHs affected	212	-14	2,894	1
Resident cases⁴	1,019	-235	218,187	878
Resident deaths	N/A	N/A	6,901	18
Staff cases	409	-50	118,742	381

Residential aged care homes with active outbreaks are included in [Appendix](#).

Table 2: Overview of active outbreaks in Australia

	ACT	NSW	NT	QLD	SA	TAS	VIC	WA	Total
Total RACHs with outbreaks	3	78	0	42	19	7	48	15	212
Total number of active resident cases	13	457	0	191	65	20	220	53	1,019
Total number of active staff cases	2	144	0	113	31	7	89	23	409
Total outbreaks opened in previous 7 days	0	33	0	16	10	4	16	6	85
Total outbreaks closed in previous 7 days	0	37	0	20	7	1	21	9	95

¹ Outbreak opening and closure includes changes in the status of exposure sites to outbreaks (and vice versa), which are applied retrospectively to facility records. New case information can also change the status of a recovered site back to an active outbreak site. As a result, changes in active outbreak status may not align with day-on-day variations to active totals. These adjustments will also affect the number of cases in staff and residents reported each week.

² Active residents and staff cases are the total currently positive cases in active outbreaks

³ An outbreak is considered to be active pending advice from the relevant Public Health Unit. An outbreak is defined as at least 1 (one) positive case in a resident or 2+ cases in staff.

⁴ Case numbers and numbers of deaths are dependent upon reporting from RACHs and validation of deaths from state and territory governments. This is subject to change as further information is provided.

Figure 1: National outbreak trends in aged care

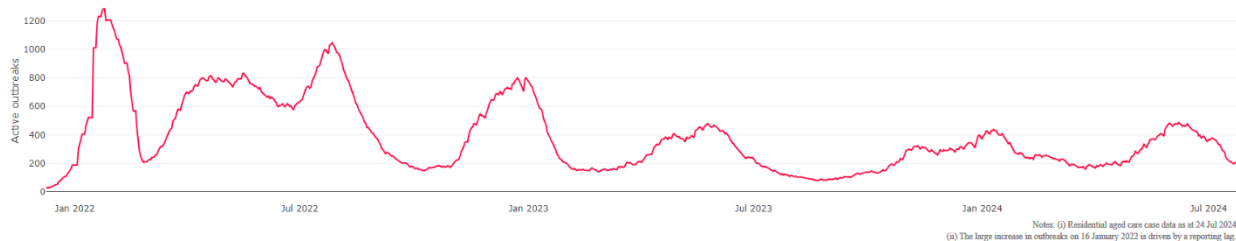
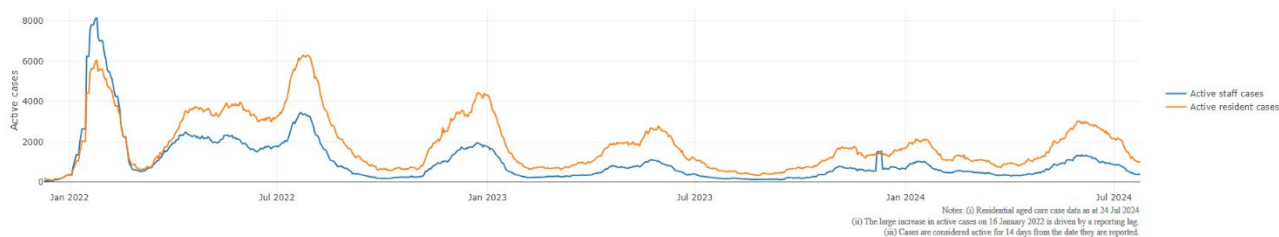


Figure 2: Trends in aged care cases – December 2021 to present



Mortality

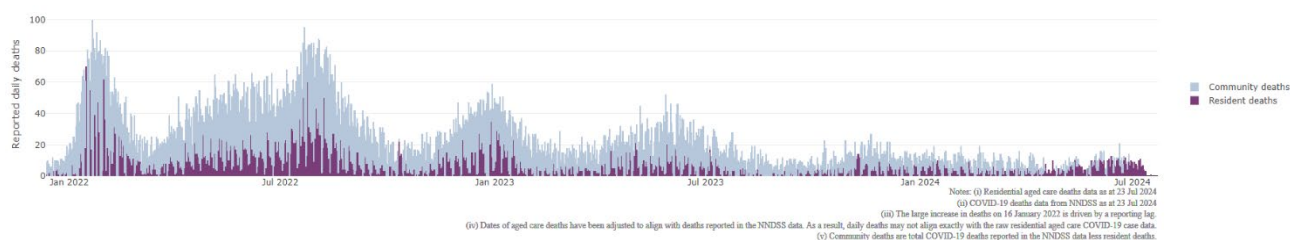
For the period of 1 January 2024 to 27 June 2024, COVID-19 is recorded as the cause of death in 2.3% of all deaths in permanent residents in aged care homes.

Since the beginning of the Omicron outbreak in mid-December⁵ 2021, there have been 155,745 deaths in residential aged care from all causes (report period from 15 December 2021 to 27 June 2024)⁶. COVID-19 deaths account for 3.9% of this figure.

There has been a decrease year on year for the rate of case fatality⁷, from a 33% case fatality rate in resident COVID-19 cases in 2020 to 3.3% in 2022 and 1.7% currently.

Over the course of the pandemic, all-cause excess mortality in residential aged care was below expected numbers in 2020, and within expected range in 2021. In the first half of 2022, all-cause excess mortality in residential aged care was above the expected range. Excess mortality for the second half of the 2022 is yet to be finalised.

Figure 3: COVID-19 deaths in RACHs overlaid with community deaths



⁵ The Omicron outbreak start date has been redefined from late November 2021 to mid-December 2021. Changes have been made to align reporting with the start date of Omicron published in the department's external facing Epidemiology report.

⁶ The department is now accessing aged care deaths data from the SIEBEL dataset. Figures are live and subject to change. Source: Department of Health and Aged Care unpublished data / SIEBEL dataset.

⁷ Case fatality calculated as total reported resident COVID-19 deaths divided by total resident COVID-19 cases.

Workforce in active residential aged care outbreaks

As at 26 July 2024, surge workforce providers report a total of 196,414 shifts in aged care services impacted by COVID-19. These shifts include roles for GPs, nurses, care workers, allied health workers, executive and ancillary staff. In the past 7 days (from 19 July 2024) surge workforce providers have assisted 19 residential aged care homes and filled 302 shifts in aged care services.

Table 3: Workforce resources supplied to RACHs

Workforce provider	Total shifts	Previous 7 days
Aspen Medical	31,017	117
HealthX	35,775	176
Randstad	878	9
Recruitment, Consulting and Staffing Association	103,905	N/A
Healthcare Australia (Workforce Surge)	15,777	N/A
Healthcare Australia (NACER)	2,295	N/A
Mable	2,711	N/A
Torrens	4,056	N/A

**Note: Workforce providers currently with ceased contracts are displayed as N/A.*

The Australian Defence Force provided support to a total of 542 residential aged care homes between February and September 2022. The ADF deployment ceased on 30 September 2022.

Oral antiviral treatments

Distribution of the oral anti-viral Lagevrio (Molnupiravir) commenced on 6 February 2022 to all RACHs with outbreak sites prioritised for delivery. The National Medical Stockpile has deployed 48,269 treatment courses of Lagevrio (Molnupiravir) to RACHs.

128,418 prescriptions for Lagevrio (Molnupiravir) have been issued to residents in RACHs, with a further 15,800 prescriptions for Paxlovid (nirmatrelvir + ritonavir) also issued since 28 February 2022 and up to 30 June 2024.

**Note: Oral antiviral data is only being updated monthly.*

Vaccination in RACHs

On 29 February 2024, recommendations for 2024 COVID-19 vaccinations were released. Recommended doses for the program in 2024 are based on an individual's age and level of severe immunocompromise.

In 2024, those aged 75 years and over are recommended to get a COVID-19 vaccine dose every 6 months. Those aged over 65 years of age, and adults with severe immunocompromise are recommended to receive a COVID-19 vaccine dose every 12 months and are eligible to receive a COVID-19 vaccine dose every 6 months based on individual risk-benefit assessments. All other adults can receive a single dose this year.

Recommendations can be found on the Department of Health and Aged Care (department) website at:

<https://www.health.gov.au/our-work/covid-19-vaccines/getting-your-vaccination/booster-doses>.

People are encouraged to seek vaccination advice from their healthcare providers, specific to their circumstances.

People living in residential aged care are a high priority for the Government's COVID-19 vaccination program.

Older age remains the biggest risk factor for severe COVID-19 disease. Vaccination offers added protection to help reduce the risk of severe illness or hospitalisation of aged care residents.

The department is working with both the aged care and primary care sectors to ensure residents have access to the COVID-19 vaccine. The department continues to target support for RACHs to arrange COVID-19 vaccinations with local primary care providers such as GPs, community pharmacists and Aboriginal Community Controlled Health Services.

As at 24 July 2024:

- 64.2% of aged care residents have received a booster dose in the last 12 months.
- For residents over the age of 75:
 - 73,993 (44.4%) aged care residents received a booster dose in the last 6 months.
- 22,637 aged care residents have received a vaccination in the last 28 days (compared to 14,253 in the 28 days prior).

Table 4: Aged care COVID-19 Booster Doses (data as at 24 July 2024)

Jurisdiction	75+ with booster in last 6 months	
	Residents vaccinated	% of residents vaccinated
National	73,993	44.4%
NSW	23,644	44.0%
VIC	20,629	48.0%
QLD	13,529	40.2%
WA	6,772	44.1%
SA	6,422	43.9%
TAS	1,797	46.7%
ACT	1,048	48.5%
NT	<200	43.6%

Data in this report is sourced from Australian Immunisation Register (AIR) data of residents in permanent residential aged care homes.

An updated data methodology was implemented on 27 May 2024. Aged Care AIR data as at 24 July 2024: Matched AIR data uses a snapshot of permanent residents in residential aged care homes as at 31 December 2023. The Residential Aged Care Facility (RACF) Recipient ID to Medicare PIN linkage file was uploaded into Health Enterprise Data Warehouse on 17 January 2024 which linked Medicare Consumer Directory data as at 30 June 2023 and RACF recipient data as at 31 October 2023.

Note: Booster doses in this report refer to any dose 2 or above administered to an individual.

Infection control and audit

The Aged Care Quality and Safety Commission (Commission) conducts site audits and assessment contacts (site and non-site) to monitor and assess residential aged care services against the Aged Care Quality Standards (see Table 5 below). This may include conducting infection control monitoring (ICM) spot checks.

An ICM spot check involves an on-site visit to residential aged care services, without an outbreak, to observe infection control practices, to ensure that staff, management, and visitors are adhering to safe personal protective equipment protocols and to safe infection control arrangements, as required under the Quality Standards.

As at 25 July 2024, the Commission had conducted 6,050 ICM spot checks to observe infection control practices and PPE protocols in RACHs.

Table 5: Total quality assessment and monitoring activities with residential services (including IPC), by type and month 1 March 2020 to 25 July 2024

Regulatory Activities	2019-20 (1 Mar - 30 Jun 2020)	2020-21	2021-22	2022-23	2023-24	2024-25 (to 25 July 2024)	Total
Site visits	318	3,452	1,732	3,814	2,855	200	12,371
Non-site activities	3,709	8,381	6,665	1,413	485	56	20,719
Total activities	4,027	11,833	8,397	5,227	3,340	256	33,090

Appendix: National residential aged care homes (RACHs) with active outbreaks COVID-19

Please note, information reported in this table has been directly reported to the department by RACHs.

'Total cases' refers to all staff and resident cases associated with the active outbreak and may not reflect the count of currently active cases.

Where numbers have been incorrectly reported, RACHs are able to correct these in the COVID-19 Support Portal through My Aged Care.

Where a RACH is reporting less than six resident or staff cases or less than six deaths, data has been suppressed to protect the privacy of affected individuals (note that "n/p" indicates data is not provided to protect privacy).

Data below for individual services is as at 25 July 2024.

Service Name	State	Resident Deaths	Resident Cases	Staff Cases	Total Cases
Jindalee Aged Care Residence	Australian Capital Territory	0	8	<6	n/p
Mountain View Aged Care Plus Centre	Australian Capital Territory	<6	33	10	43
Uniting Mirinjani Weston ACT	Australian Capital Territory	0	<6	0	<6
Adina Care Cootamundra	New South Wales	0	<6	<6	7
Alexander Campbell House	New South Wales	0	9	<6	n/p
Anglicare Farrer Brown Court	New South Wales	0	6	0	6
Anglicare Goodhew Gardens	New South Wales	0	<6	0	<6
Anglicare Mary Andrews Village	New South Wales	0	6	<6	n/p
Anglicare Porter Lodge	New South Wales	0	<6	<6	7
Anglicare The Donald Coburn Centre	New South Wales	0	<6	<6	<6
Anthem	New South Wales	0	10	<6	n/p
Arcare Mollymook	New South Wales	0	<6	<6	<6
Arcare Oatlands	New South Wales	0	<6	0	<6
Archbold House Aged Care Facility	New South Wales	0	<6	<6	<6
Ashwood Residential Care Service	New South Wales	0	6	<6	n/p
Aurrum Wyoming	New South Wales	0	19	8	27
Australian Vietnamese Aged Care Services	New South Wales	0	20	6	26
Avondale House	New South Wales	0	<6	0	<6
Bangalor Retreat	New South Wales	0	0	<6	<6

Service Name	State	Resident Deaths	Resident Cases	Staff Cases	Total Cases
BaptistCare George Forbes House	New South Wales	0	<6	0	<6
BaptistCare Shalom Centre	New South Wales	0	8	<6	n/p
Bathurst Riverview Care Community	New South Wales	0	<6	<6	6
Bilyara Hostel	New South Wales	0	<6	0	<6
BlueWave Living	New South Wales	0	38	19	57
Bolton Clarke Coastal Waters (PKA - Coastal Waters Aged Care)	New South Wales	0	79	22	101
Bolton Clarke Willowdale	New South Wales	<6	23	8	31
Boronia House	New South Wales	0	19	0	19
Bowral House Nursing Home	New South Wales	0	<6	0	<6
Buckland	New South Wales	0	<6	0	<6
Cameron Park Care Community	New South Wales	0	<6	0	<6
Catholic Healthcare Holy Spirit Aged Care	New South Wales	<6	17	<6	n/p
Catholic Healthcare McQuoin Park	New South Wales	0	<6	<6	<6
Chamberlain Gardens Aged Care	New South Wales	0	28	15	43
Denhams Beach Care Community	New South Wales	<6	6	7	13
Eloura	New South Wales	0	<6	0	<6
Estia Health Bexley Park	New South Wales	0	16	<6	n/p
Estia Health Dalmeny	New South Wales	0	9	<6	n/p
Estia Health Kilbride	New South Wales	0	<6	0	<6
Estia Health Kogarah	New South Wales	0	<6	0	<6
Garden Village	New South Wales	0	20	16	36
Glenmore Park Care Community	New South Wales	0	<6	0	<6
Groves House	New South Wales	0	7	0	7
Haddington Nursing Home	New South Wales	0	7	9	16
Harden Grange	New South Wales	0	<6	<6	<6
Horton House	New South Wales	0	25	8	33

Service Name	State	Resident Deaths	Resident Cases	Staff Cases	Total Cases
Hunters Hill Montefiore Home	New South Wales	0	12	<6	n/p
Inasmuch Community Hostel	New South Wales	0	9	<6	n/p
Juliana Village	New South Wales	0	15	<6	n/p
Kanwal Gardens Care Community	New South Wales	<6	21	24	45
Kintyre Lodge - Dubbo	New South Wales	0	<6	0	<6
Lansdowne Gardens	New South Wales	0	<6	<6	<6
Maitland Grange Care Community	New South Wales	0	22	<6	n/p
Mary Mackillop Hostel Carrington Retirement Village	New South Wales	0	6	<6	n/p
Narrandera Homestead Care Community	New South Wales	0	26	10	36
Orange Grove Care Community	New South Wales	0	8	<6	n/p
Pathways Cronulla Pines	New South Wales	0	<6	0	<6
Princess Juliana Lodge	New South Wales	0	13	<6	n/p
Ron Middleton VC Gardens	New South Wales	0	<6	<6	8
Scalabrini Village Griffith	New South Wales	<6	23	6	29
Scalabrini Village Nursing Home (Bexley)	New South Wales	<6	21	11	32
Sienna Grange Aged Care	New South Wales	0	<6	0	<6
St Vincent's Care Services Auburn	New South Wales	0	<6	<6	<6
St Vincent's Care Services Heathcote	New South Wales	0	<6	0	<6
Stella Maris Aged Care Facility	New South Wales	0	26	<6	n/p
The Palms Nursing Home	New South Wales	0	24	<6	n/p
The Royce Manor	New South Wales	0	7	0	7
The Whiddon Group - Glenfield - Easton Park	New South Wales	0	11	0	11
The Whiddon Group - Kyogle	New South Wales	0	<6	<6	<6
Tocumwal Lions Community Hostel	New South Wales	0	<6	<6	6
Tweed River Care Community	New South Wales	0	44	11	55
Uniting Banks Lodge Peakhurst	New South Wales	0	7	<6	n/p

Service Name	State	Resident Deaths	Resident Cases	Staff Cases	Total Cases
Uniting Caroon Kalina Goonellabah	New South Wales	0	<6	0	<6
Uniting Edinglassie Emu Plains	New South Wales	0	19	<6	n/p
Uniting Elanora Shellharbour	New South Wales	0	17	<6	n/p
Uniting Kamilaroi Lane Cove	New South Wales	0	14	<6	n/p
Uniting Mullauna Blacktown	New South Wales	0	13	<6	n/p
Uniting Roberts Lodge Peakhurst	New South Wales	0	7	<6	n/p
Uniting Wesley Heights Manly	New South Wales	0	<6	0	<6
Uniting Westmead	New South Wales	0	<6	<6	<6
Uniting Wontama Orange	New South Wales	0	9	0	9
Winston Hillside Care Community	New South Wales	0	11	0	11
BallyCara Aged Care	Queensland	0	7	7	14
Bethania Gardens	Queensland	0	25	<6	n/p
Bethania Parklands Care Community	Queensland	0	8	<6	n/p
Blue Care Elanora Pineshaven Aged Care Facility	Queensland	0	15	<6	n/p
Blue Care Kingaroy Canowindra Aged Care Facility	Queensland	0	<6	0	<6
Blue Care Sunnybank Hills Carramar Aged Care Facility	Queensland	<6	12	8	20
Blue Care Toogoolawah Alkira Aged Care Facility	Queensland	<6	28	16	44
Blue Care Toowoomba Residential Aged Care Facility	Queensland	0	6	<6	n/p
Bolton Clarke Cazna Gardens	Queensland	0	15	16	31
Bolton Clarke Chelsea	Queensland	<6	11	11	22
Bolton Clarke Glasshouse Views	Queensland	<6	35	24	59
Bolton Clarke Talbarra	Queensland	0	<6	0	<6
Brighton Health Campus (Gannet House)	Queensland	0	14	<6	n/p
Bupa Tugun	Queensland	0	11	0	11
Carinity Cedarbrook	Queensland	<6	7	<6	n/p
Churches of Christ Rockingham Aged Care Service	Queensland	<6	10	10	20

Service Name	State	Resident Deaths	Resident Cases	Staff Cases	Total Cases
De Paul Villa Aged Care	Queensland	0	9	<6	n/p
Estia Health Hervey Bay	Queensland	0	<6	<6	<6
Estia Health Maroochydore	Queensland	0	<6	<6	<6
Glenbrook	Queensland	0	<6	14	n/p
Infinite Care Mount Lofty	Queensland	0	7	7	14
IRT Woodlands	Queensland	0	12	<6	n/p
Kewarra Beach Aged Care	Queensland	0	<6	<6	<6
Lutheran Services - Immanuel Gardens	Queensland	0	19	6	25
Lutheran Services - Orana	Queensland	0	6	10	16
Lutheran Services - St Pauls	Queensland	0	<6	0	<6
Lutheran Services - Tabeel	Queensland	0	9	<6	n/p
Merrimac Park Private Care	Queensland	0	<6	<6	n/p
North Lakes Terrace Care Community	Queensland	0	<6	0	<6
Oxley Grove Care Community	Queensland	0	12	<6	n/p
Ozcare Caroline Chisholm	Queensland	0	22	6	28
Ozcare Villa Rosalie Newstead	Queensland	0	<6	<6	<6
Pinaroo Roma Inc	Queensland	<6	11	9	20
Pine Lodge Home for the Aged	Queensland	<6	20	11	31
Regis Birkdale	Queensland	0	<6	0	<6
Regis Kirwan	Queensland	<6	26	<6	n/p
Rockpool Pelican Waters	Queensland	0	6	<6	n/p
Sinnamon Village - Reid Court	Queensland	0	<6	<6	7
Southern Cross Care Chinchilla - Illoura Village	Queensland	<6	15	<6	n/p
Springwood Terrace Care Community	Queensland	0	<6	<6	8
St Paul de Chartres Residential Aged Care	Queensland	0	16	13	29
St Vincent's Care Services Mitchelton	Queensland	0	48	9	57

Service Name	State	Resident Deaths	Resident Cases	Staff Cases	Total Cases
ACH Group Residential Care - Perry Park (high care)	South Australia	<6	21	6	27
ACH Group Residential Care - ViTA	South Australia	0	<6	0	<6
AnglicareSA Westbourne Park	South Australia	0	<6	<6	<6
Barunga Village Incorporated	South Australia	0	<6	0	<6
Edenfield Family Care - Nerrilda	South Australia	0	<6	<6	<6
Eldercare - South Park Minlaton	South Australia	0	<6	0	<6
Eldercare Allambi	South Australia	0	26	12	38
Eldercare The Lodge	South Australia	0	<6	<6	6
Estia Health Golden Grove	South Australia	0	<6	0	<6
Estia Health Myrtle Bank	South Australia	0	9	<6	n/p
Estia Health Salisbury	South Australia	0	<6	0	<6
Gawler Hillside Care Community	South Australia	0	<6	<6	<6
HammondCare Daw Park	South Australia	0	<6	0	<6
Helping Hand Aged Care - Golden Grove	South Australia	0	29	8	37
Mary Cecelia Hart Court Hostel	South Australia	0	<6	<6	<6
Mt View Homes Inc	South Australia	0	<6	<6	<6
Regis Burnside	South Australia	0	<6	<6	<6
Regis Kingswood	South Australia	0	<6	0	<6
Resthaven Mount Gambier	South Australia	0	9	11	20
Baptcare Karingal Community Care	Tasmania	0	<6	<6	<6
Barossa Park Lodge	Tasmania	0	<6	0	<6
Coroneagh Park	Tasmania	0	<6	0	<6
Eliza Purton	Tasmania	0	7	6	13
Medea Park Nursing Home	Tasmania	<6	27	19	46
St Ann's	Tasmania	0	<6	0	<6
Tyler Village	Tasmania	0	<6	0	<6

Service Name	State	Resident Deaths	Resident Cases	Staff Cases	Total Cases
Alan David Lodge	Victoria	0	<6	0	<6
Arcare Brighton	Victoria	0	<6	0	<6
Aurum Brunswick	Victoria	0	<6	0	<6
Aurum Healesville	Victoria	0	19	9	28
Baptcare Amberlea Community	Victoria	0	6	<6	n/p
Baptcare The Orchards Community	Victoria	<6	13	<6	n/p
Bolton Clarke Lynbrook Park	Victoria	0	43	7	50
Calvary Huntly Suites	Victoria	<6	15	<6	n/p
Calvary Kingston Gardens	Victoria	0	13	<6	n/p
Calvary Rosanna Views	Victoria	0	<6	0	<6
Centennial Lodge	Victoria	<6	17	<6	n/p
Charles Brownlow Retirement Village	Victoria	0	19	9	28
Corangamarah	Victoria	0	<6	<6	6
Dorothy Impey Home	Victoria	0	28	18	46
Emmy Monash Aged Care	Victoria	0	<6	0	<6
Estia Health Benalla (Thomas St)	Victoria	<6	30	11	41
Estia Health Grovedale	Victoria	0	<6	0	<6
Estia Health Knoxfield	Victoria	<6	19	<6	n/p
Estia Health Ringwood	Victoria	0	21	<6	n/p
Estia Health Wodonga	Victoria	0	20	10	30
Fairview Inc	Victoria	0	25	20	45
Froniditha Anesi Aged Care Services - Thornbury	Victoria	0	12	<6	n/p
Glanville Village	Victoria	0	6	6	12
Highton Gardens Care Community	Victoria	0	22	8	30
Homestead Estate Residential Aged Care	Victoria	0	18	0	18
Inverloch Coast Care Community	Victoria	0	25	11	36

Service Name	State	Resident Deaths	Resident Cases	Staff Cases	Total Cases
Isomer Aged Care Facility	Victoria	0	18	10	28
J.H.F. McDonald Wing Nursing Home	Victoria	0	<6	<6	<6
Jewish Care (Vic) Inc. Residential Homes, Windsor	Victoria	0	7	<6	n/p
John Flynn Retirement Village	Victoria	<6	9	10	19
Kensington Grange	Victoria	0	<6	0	<6
mecwacare O'Mara House	Victoria	0	<6	<6	<6
Melbourne Hebrew Memorial Nursing Home	Victoria	0	<6	<6	6
Mercy Place Montrose	Victoria	0	6	<6	n/p
Mount Martha Valley	Victoria	0	23	9	32
Moyne Health Services-Belfast House	Victoria	0	14	12	26
Penshurst Nursing Home	Victoria	0	<6	0	<6
Princes Court Homes Hostel	Victoria	0	8	6	14
Regis Dandenong North	Victoria	0	7	0	7
Regis Fawkner	Victoria	0	19	<6	n/p
Regis Inala Lodge	Victoria	0	<6	0	<6
Regis Ontario	Victoria	0	0	<6	<6
Rose Lodge	Victoria	0	8	0	8
Sunlight Residential Aged Care	Victoria	0	35	0	35
Swan Hill District Nursing Home	Victoria	0	<6	<6	<6
Uniting AgeWell Andrew Kerr Care	Victoria	0	<6	<6	9
Vasey RSL Care Bundoora	Victoria	<6	<6	0	<6
Waverley Valley Care Community	Victoria	0	<6	<6	<6
Aegis Amherst	Western Australia	0	18	8	26
Aegis Banksia Park	Western Australia	0	6	<6	n/p
Bethanie Kingsley	Western Australia	0	<6	0	<6
Brightwater The Village	Western Australia	0	<6	0	<6

Service Name	State	Resident Deaths	Resident Cases	Staff Cases	Total Cases
Juniper Annesley	Western Australia	0	<6	<6	<6
Juniper Bethshan	Western Australia	0	15	9	24
Katanning MPS	Western Australia	0	9	6	15
Lefroy Care Centre	Western Australia	0	<6	0	<6
Little Sisters of the Poor Glendalough Home	Western Australia	0	6	0	6
Marine Views Cottesloe	Western Australia	0	43	20	63
Osboine Contemporary Aged Care	Western Australia	0	<6	<6	<6
Regents Garden Four Seasons Booragoon	Western Australia	0	<6	0	<6
Regis Bunbury	Western Australia	0	<6	<6	6
Regis Nedlands	Western Australia	0	12	7	19
Riversea Mosman Park	Western Australia	0	16	<6	n/p