



# COVID-19 outbreaks in Australian residential aged care homes

## National snapshot

As at 8:00 am 11 July 2024, there are 2,707 active COVID-19 cases reported in 357 active outbreaks in residential aged care homes (RACHs) across Australia. There have been 140 new outbreaks, 31 new resident deaths and 2,374 combined new resident and staff cases reported since 27 June 2024.

Table 1: Aged Care COVID-19 data as at 8.00am 11 July 2024<sup>1</sup>

Category	Active <sup>2</sup>	Change in active (7 days)	Cumulative Total	Cumulative increase (7 days)
Outbreaks <sup>3</sup>	357	-13	22,136	140
RACHs affected	357	-13	2,893	6
Resident cases <sup>4</sup>	1,898	-188	215,968	1,636
Resident deaths	N/A	N/A	6,852	31
Staff cases	809	-36	117,882	738

Residential aged care homes with active outbreaks are included in [Appendix](#).

Table 2: Overview of active outbreaks in Australia

	ACT	NSW	NT	QLD	SA	TAS	VIC	WA	Total
Total RACHs with outbreaks	2	128	1	77	19	6	93	31	357
Total number of active resident cases	17	781	0	457	60	30	403	150	1,898
Total number of active staff cases	8	330	0	211	48	19	133	60	809
Total outbreaks opened in previous 7 days	0	56	0	31	7	2	28	16	140
Total outbreaks closed in previous 7 days	1	58	2	26	11	6	31	7	142

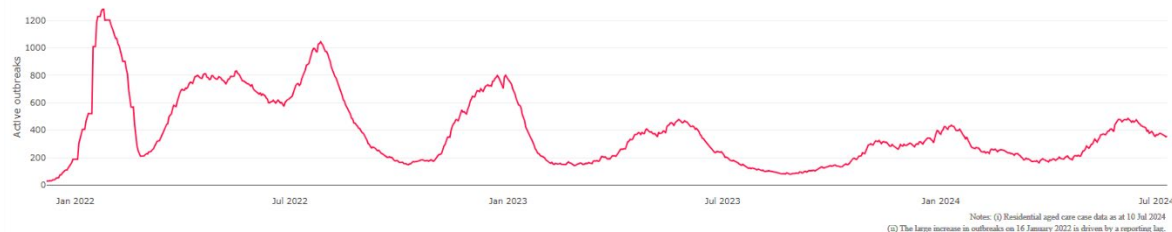
<sup>1</sup> Outbreak opening and closure includes changes in the status of exposure sites to outbreaks (and vice versa), which are applied retrospectively to facility records. New case information can also change the status of a recovered site back to an active outbreak site. As a result, changes in active outbreak status may not align with day-on-day variations to active totals. These adjustments will also affect the number of cases in staff and residents reported each week.

<sup>2</sup> Active residents and staff cases are the total currently positive cases in active outbreaks

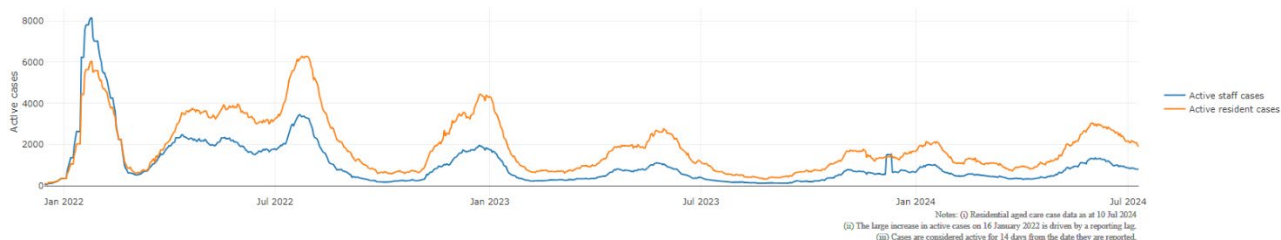
<sup>3</sup> An outbreak is considered to be active pending advice from the relevant Public Health Unit. An outbreak is defined as at least 1 (one) positive case in a resident or 2+ cases in staff.

<sup>4</sup> Case numbers and numbers of deaths are dependent upon reporting from RACHs and validation of deaths from state and territory governments. This is subject to change as further information is provided.

**Figure 1: National outbreak trends in aged care**



**Figure 2: Trends in aged care cases – December 2021 to present**



## Mortality

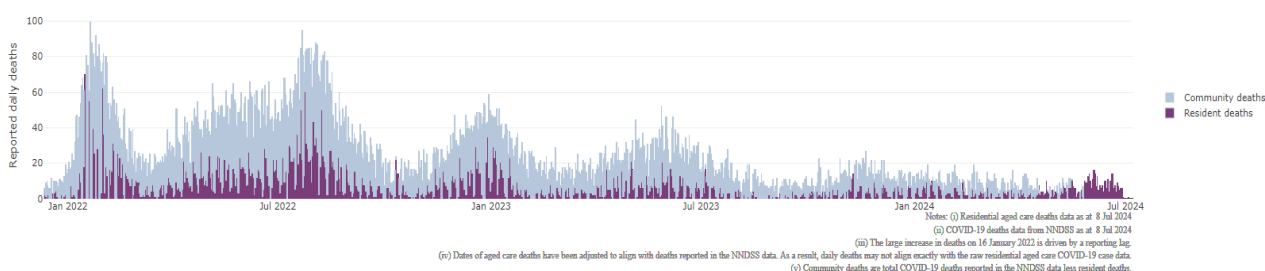
For the period of 1 January 2024 to 27 June 2024, COVID-19 is recorded as the cause of death in 2.3% of all deaths in permanent residents in aged care homes.

Since the beginning of the Omicron outbreak in mid-December<sup>5</sup> 2021, there have been 151,305 deaths in residential aged care from all causes (report period from 15 December 2021 to 27 June 2024)<sup>6</sup>. COVID-19 deaths account for 3.9% of this figure.

There has been a decrease year on year for the rate of case fatality<sup>7</sup>, from a 33% case fatality rate in resident COVID-19 cases in 2020 to 3.3% in 2022 and 1.7% currently.

Over the course of the pandemic, all-cause excess mortality in residential aged care was below expected numbers in 2020, and within expected range in 2021. In the first half of 2022, all-cause excess mortality in residential aged care was above the expected range. Excess mortality for the second half of the 2022 is yet to be finalised.

**Figure 3: COVID-19 deaths in RACHs overlaid with community deaths**



<sup>5</sup> The Omicron outbreak start date has been redefined from late November 2021 to mid-December 2021. Changes have been made to align reporting with the start date of Omicron published in the department's external facing Epidemiology report.

<sup>6</sup> The department is now accessing aged care deaths data from the SIEBEL dataset. Figures are live and subject to change. Source: Department of Health and Aged Care unpublished data / SIEBEL dataset.

<sup>7</sup> Case fatality calculated as total reported resident COVID-19 deaths divided by total resident COVID-19 cases.

## Workforce in active residential aged care outbreaks

As at 12 July 2024, surge workforce providers report a total of 195,760 shifts in aged care services impacted by COVID-19. These shifts include roles for GPs, nurses, care workers, allied health workers, executive and ancillary staff. In the past 7 days (from 5 July 2024) surge workforce providers have assisted 21 residential aged care homes and filled 325 shifts in aged care services.

**Table 3: Workforce resources supplied to RACHs**

Workforce provider	Total shifts	Previous 7 days
Aspen Medical	30,780	116
HealthX	35,424	159
Randstad	812	50
Recruitment, Consulting and Staffing Association	103,905	N/A
Healthcare Australia (Workforce Surge)	15,777	N/A
Healthcare Australia (NACER)	2,295	N/A
Mable	2,711	N/A
Torrens	4,056	N/A

*\*Note: Workforce providers currently with ceased contracts are displayed as N/A.*

The Australian Defence Force provided support to a total of 542 residential aged care homes between February and September 2022. The ADF deployment ceased on 30 September 2022.

## Oral antiviral treatments

Distribution of the oral anti-viral Lagevrio (Molnupiravir) commenced on 6 February 2022 to all RACHs with outbreak sites prioritised for delivery. The National Medical Stockpile has deployed 48,269 treatment courses of Lagevrio (Molnupiravir) to RACHs.

128,418 prescriptions for Lagevrio (Molnupiravir) have been issued to residents in RACHs, with a further 15,800 prescriptions for Paxlovid (nirmatrelvir + ritonavir) also issued since 28 February 2022 and up to 30 June 2024.

*\*Note: Oral antiviral data is only being updated monthly.*

## Vaccination in RACHs

On 29 February 2024, recommendations for 2024 COVID-19 vaccinations were released. Recommended doses for the program in 2024 are based on an individual's age and level of severe immunocompromise.

In 2024, those aged 75 years and over are recommended to get a COVID-19 vaccine dose every 6 months. Those aged over 65 years of age, and adults with severe immunocompromise are recommended to receive a COVID-19 vaccine dose every 12 months and are eligible to receive a COVID-19 vaccine dose every 6 months based on individual risk-benefit assessments. All other adults can receive a single dose this year.

Recommendations can be found on the Department of Health and Aged Care (department) website at:

<https://www.health.gov.au/our-work/covid-19-vaccines/getting-your-vaccination/booster-doses>.

People are encouraged to seek vaccination advice from their healthcare providers, specific to their circumstances.

People living in residential aged care are a high priority for the Government's COVID-19 vaccination program.

Older age remains the biggest risk factor for severe COVID-19 disease. Vaccination offers added protection to help reduce the risk of severe illness or hospitalisation of aged care residents.

The department is working with both the aged care and primary care sectors to ensure residents have access to the COVID-19 vaccine. The department continues to target support for RACHs to arrange COVID-19 vaccinations with local primary care providers such as GPs, community pharmacists and Aboriginal Community Controlled Health Services.

As at 10 July 2024:

- 62.5% of aged care residents have received a booster dose in the last 12 months.
- For residents over the age of 75:
  - 70,485 (42.3%) aged care residents received a booster dose in the last 6 months.
- 18,798 vaccine doses were administered to aged care residents in the last month (compared to 12,207 in the 28 days prior).

**Table 4: Aged care COVID-19 Booster Doses (data as at 10 July 2024)**

Jurisdiction	75+ with booster in last 6 months	
	Residents vaccinated	% of residents vaccinated
National	70,485	42.3%
NSW	22,552	42.0%
VIC	19,396	45.1%
QLD	12,999	38.6%
WA	6,341	41.3%
SA	6,168	42.2%
TAS	1,834	47.7%
ACT	1,052	48.7%
NT	<200	41.0%

*Data in this report is sourced from Australian Immunisation Register (AIR) data of residents in permanent residential aged care homes.*

*An updated data methodology was implemented on 27 May 2024. Aged Care AIR data as at 10 July 2024: Matched AIR data uses a snapshot of permanent residents in residential aged care homes as at 31 December 2023. The Residential Aged Care Facility (RACF) Recipient ID to Medicare PIN linkage file was uploaded into Health Enterprise Data Warehouse on 17 January 2024 which linked Medicare Consumer Directory data as at 30 June 2023 and RACF recipient data as at 31 October 2023.*

*Note: Booster doses in this report refer to any dose 2 or above administered to an individual.*

## Infection control and audit

The Aged Care Quality and Safety Commission (Commission) conducts site audits and assessment contacts (site and non-site) to monitor and assess residential aged care services against the Aged Care Quality Standards (see Table 5 below). This may include conducting infection control monitoring (ICM) spot checks.

An ICM spot check involves an on-site visit to residential aged care services, without an outbreak, to observe infection control practices, to ensure that staff, management, and visitors are adhering to safe personal protective equipment protocols and to safe infection control arrangements, as required under the Quality Standards.

As at 11 July 2024, the Commission had conducted 6,049 ICM spot checks to observe infection control practices and PPE protocols in RACHs.

**Table 5: Total quality assessment and monitoring activities with residential services (including IPC), by type and month 1 March 2020 to 11 July 2024**

<b>Regulatory Activities</b>	<b>2019-20 (1 Mar - 30 Jun 2020)</b>	<b>2020-21</b>	<b>2021-22</b>	<b>2022-23</b>	<b>2023-24</b>	<b>2024-25 (to 11 July 2024)</b>	<b>Total</b>
<b>Site visits</b>	318	3,452	1,732	3,814	2,855	113	<b>12,284</b>
<b>Non-site activities</b>	3,709	8,381	6,665	1,413	485	7	<b>20,670</b>
<b>Total activities</b>	4,027	11,833	8,397	5,227	3,340	120	<b>32,954</b>

## Appendix: National residential aged care homes (RACHs) with active outbreaks COVID-19

Please note, information reported in this table has been directly reported to the department by RACHs.

'Total cases' refers to all staff and resident cases associated with the active outbreak and may not reflect the count of currently active cases.

Where numbers have been incorrectly reported, RACHs are able to correct these in the COVID-19 Support Portal through My Aged Care.

Where a RACH is reporting less than six resident or staff cases or less than six deaths, data has been suppressed to protect the privacy of affected individuals (note that "n/p" indicates data is not provided to protect privacy).

Data below for individual services is as at 11 July 2024.

Service Name	State	Resident Deaths	Resident Cases	Staff Cases	Total Cases
<b>Mountain View Aged Care Plus Centre</b>	Australian Capital Territory	<6	30	10	40
<b>Warrigal Hughes</b>	Australian Capital Territory	<6	40	10	50
<b>Abel Tasman Village</b>	New South Wales	0	7	<6	n/p
<b>Advantaged Care at Bondi Waters</b>	New South Wales	0	<6	<6	<6
<b>Advantaged Care at Georges Manor</b>	New South Wales	0	<6	0	<6
<b>Anglican Care Mirrabooka Place</b>	New South Wales	0	30	16	46
<b>Anglicare Farrer Brown Court</b>	New South Wales	0	6	0	6
<b>Anglicare Lemongrove Gardens</b>	New South Wales	0	<6	0	<6
<b>Anthem</b>	New South Wales	0	<6	<6	<6
<b>Arcare Kanwal</b>	New South Wales	0	<6	<6	<6
<b>Arcare Mollymook</b>	New South Wales	0	8	<6	n/p
<b>Aurrum Erina</b>	New South Wales	0	17	<6	n/p
<b>Aurrum Norah Head</b>	New South Wales	<6	21	11	32
<b>Aurrum Wyoming</b>	New South Wales	0	17	7	24
<b>Bangalore Retreat</b>	New South Wales	0	14	9	23
<b>Bankstown Terrace Care Community</b>	New South Wales	0	10	7	17
<b>BaptistCare Aminya Centre</b>	New South Wales	<6	10	<6	n/p
<b>BaptistCare George Forbes House</b>	New South Wales	0	9	<6	n/p
<b>BaptistCare Maranoa Centre - Alstonville</b>	New South Wales	0	24	23	47

Service Name	State	Resident Deaths	Resident Cases	Staff Cases	Total Cases
<b>BaptistCare Orana Centre</b>	New South Wales	0	31	17	48
<b>Bass Hill Aged Care</b>	New South Wales	0	<6	<6	6
<b>Bathurst Riverview Care Community</b>	New South Wales	0	<6	0	<6
<b>Beecroft House Aged Care</b>	New South Wales	0	<6	0	<6
<b>Blacktown Nursing Home</b>	New South Wales	0	26	<6	n/p
<b>BlueWave Living</b>	New South Wales	0	31	16	47
<b>Bolton Clarke Willowdale</b>	New South Wales	0	7	7	14
<b>Brother Alberts Home</b>	New South Wales	0	<6	0	<6
<b>Bundaleer Gardens Hostel</b>	New South Wales	0	<6	0	<6
<b>Bupa Bankstown</b>	New South Wales	0	<6	0	<6
<b>Bupa Dural</b>	New South Wales	<6	51	12	63
<b>Calvary Albury &amp; District</b>	New South Wales	0	22	8	30
<b>Cameron Park Care Community</b>	New South Wales	0	17	9	26
<b>Canterbury Place Care Community</b>	New South Wales	0	<6	<6	<6
<b>Catholic Healthcare Bodington</b>	New South Wales	0	7	6	13
<b>Catholic Healthcare Emmaus Village</b>	New South Wales	0	20	<6	n/p
<b>Catholic Healthcare Jemalong Residential Village</b>	New South Wales	0	9	0	9
<b>Catholic Healthcare Macquarie Care Centre</b>	New South Wales	0	37	12	49
<b>Catholic Healthcare St Joseph Aged Care</b>	New South Wales	0	<6	0	<6
<b>Catholic Healthcare The Haven Residential Aged Care</b>	New South Wales	0	9	<6	n/p
<b>Chamberlain Gardens Aged Care</b>	New South Wales	0	15	10	25
<b>Cherrybrook Christian Care Centre</b>	New South Wales	0	<6	<6	<6
<b>Coastal Waters Aged Care</b>	New South Wales	0	<6	0	<6
<b>Coffs Harbour Grange Care Community</b>	New South Wales	0	58	25	83
<b>Coffs Haven Residential Care Service</b>	New South Wales	0	22	14	36
<b>Cooinda</b>	New South Wales	0	<6	<6	6



Service Name	State	Resident Deaths	Resident Cases	Staff Cases	Total Cases
<b>Courtlands Aged Care Facility</b>	New South Wales	0	<6	<6	6
<b>Crowley Retirement Village</b>	New South Wales	0	6	<6	n/p
<b>Dellacourt</b>	New South Wales	<6	44	33	77
<b>Denhams Beach Care Community</b>	New South Wales	0	9	8	17
<b>Eloura</b>	New South Wales	0	<6	0	<6
<b>Emmaville Multi-Purpose Service</b>	New South Wales	0	<6	<6	7
<b>Estia Health Aberglasslyn</b>	New South Wales	0	<6	6	n/p
<b>Estia Health Bexley Park</b>	New South Wales	0	7	0	7
<b>Estia Health Epping - The Poplars</b>	New South Wales	0	<6	0	<6
<b>Estia Health Forster</b>	New South Wales	0	35	16	51
<b>Estia Health Kogarah</b>	New South Wales	0	9	<6	n/p
<b>Estia Health St Ives</b>	New South Wales	0	40	6	46
<b>Estia Health Tuncurry</b>	New South Wales	<6	39	25	64
<b>Garden Village</b>	New South Wales	0	15	9	24
<b>Garrawarra Centre</b>	New South Wales	<6	33	39	72
<b>Glenmore Park Care Community</b>	New South Wales	<6	28	10	38
<b>Goondee Aged Care Home</b>	New South Wales	0	27	<6	n/p
<b>Guildford Nursing Home</b>	New South Wales	0	<6	<6	<6
<b>Hakea Grove Aged Care</b>	New South Wales	0	12	<6	n/p
<b>HammondCare Scarborough</b>	New South Wales	0	<6	<6	6
<b>Hawkesbury Living Pty Limited</b>	New South Wales	0	0	<6	<6
<b>Hill View House Aged Care Facility</b>	New South Wales	0	<6	0	<6
<b>Horton House</b>	New South Wales	0	25	8	33
<b>Hunters Hill Montefiore Home</b>	New South Wales	0	10	<6	n/p
<b>Jacaranda Grove Hostel</b>	New South Wales	0	29	<6	n/p
<b>Juliana Village</b>	New South Wales	0	10	<6	n/p

Service Name	State	Resident Deaths	Resident Cases	Staff Cases	Total Cases
Kanwal Gardens Care Community	New South Wales	<6	19	21	40
Katoomba Views Care Community	New South Wales	0	0	<6	<6
Lake Cargelligo Multi-Purpose Service	New South Wales	0	7	<6	n/p
MacKillop House	New South Wales	0	7	0	7
Maitland Grange Care Community	New South Wales	0	<6	0	<6
Mark Donaldson VC House	New South Wales	0	27	<6	n/p
Mark Moran at Warrawee	New South Wales	0	10	<6	n/p
Marsden Park Care Community	New South Wales	0	17	6	23
Mary Mackillop Hostel Carrington Retirement Village	New South Wales	0	0	<6	<6
Mater Christi Aged Care Facility	New South Wales	<6	37	36	73
Meadowbank Grove Care Community	New South Wales	0	<6	0	<6
Mercy Place Albury	New South Wales	0	9	8	17
Moran Sylvania	New South Wales	0	<6	0	<6
Narrabeen Glades Care Community	New South Wales	0	48	9	57
Narrandera Homestead Care Community	New South Wales	0	20	7	27
Nimbin Multi-Purpose Service	New South Wales	0	<6	7	n/p
Our Lady Of Consolation Home	New South Wales	0	11	<6	n/p
Our Lady Of Consolation Nursing Home	New South Wales	0	6	<6	n/p
Pathways Sailors Bay	New South Wales	0	<6	<6	<6
Peter Badcoe VC House	New South Wales	0	8	<6	n/p
Princess Juliana Lodge	New South Wales	0	<6	0	<6
Randwick Montefiore Home	New South Wales	0	<6	7	n/p
RFBI Benhome Masonic Village	New South Wales	0	<6	0	<6
Rosedurnate Aged Care Plus Centre (0130)	New South Wales	<6	13	7	20
RSL ANZAC Village	New South Wales	<6	<6	<6	<6
Rutherford Park Care Community	New South Wales	0	11	8	19

Service Name	State	Resident Deaths	Resident Cases	Staff Cases	Total Cases
Scalabrini Village Griffith	New South Wales	<6	23	6	29
Southern Cross Care Marsfield Residential Aged Care	New South Wales	0	<6	0	<6
Southern Cross Care Thornton Park	New South Wales	0	<6	<6	<6
Southern Cross Care Young Residential Aged Care	New South Wales	0	11	12	23
Southaven Aged Care	New South Wales	0	23	<6	n/p
Springwood Greens Care Community	New South Wales	0	6	<6	n/p
St Vincent's Care Services Heathcote	New South Wales	0	19	8	27
Stanmore Place Care Community	New South Wales	0	31	6	37
Strathearn House	New South Wales	0	19	10	29
SWIAA Gardens	New South Wales	0	9	<6	n/p
The Palms Nursing Home	New South Wales	0	23	<6	n/p
The Whiddon Group - Glenfield	New South Wales	0	<6	0	<6
The Whiddon Group - Maclean	New South Wales	0	<6	8	n/p
Thomas and Rosetta Agst Aged Care Facility	New South Wales	0	11	<6	n/p
Tocumwal Lions Community Hostel	New South Wales	0	<6	<6	<6
Tullamore Multi-Purpose Service	New South Wales	0	8	<6	n/p
Turramurra House Nursing Home	New South Wales	0	33	0	33
Tweed River Care Community	New South Wales	0	<6	0	<6
Uniting Abrina Ashfield	New South Wales	0	12	<6	n/p
Uniting Eden	New South Wales	0	47	17	64
Uniting Edinglassie Emu Plains	New South Wales	0	18	<6	n/p
Uniting Kamilaroi Lane Cove	New South Wales	0	7	<6	n/p
Uniting Mullauna Blacktown	New South Wales	0	10	<6	n/p
Uniting Nareen Gardens Bateau Bay	New South Wales	0	25	16	41
Uniting Wesley Gardens Belrose	New South Wales	0	<6	0	<6
Warrigal Care Albion Park Rail	New South Wales	0	16	6	22

Service Name	State	Resident Deaths	Resident Cases	Staff Cases	Total Cases
Warrigal Care Coniston	New South Wales	0	<6	<6	6
Warrigal Care Goulburn	New South Wales	0	11	10	21
Warrigal Care Queanbeyan	New South Wales	0	<6	<6	6
Weeroona Aged Care Residence	New South Wales	0	<6	<6	7
Willandra Residential Aged Care Facility	New South Wales	0	<6	0	<6
Windermere Aged Care Facility	New South Wales	0	13	6	19
Woodhaven	New South Wales	0	<6	<6	9
Regis Tiwi	Northern Territory	<6	34	7	41
Augathella Multipurpose Health Service	Queensland	0	<6	7	n/p
BallyCara Aged Care	Queensland	0	6	<6	n/p
Bethania Gardens	Queensland	0	14	<6	n/p
Biggenden Hospital Multipurpose Health Service	Queensland	0	<6	6	n/p
Blue Care Alexandra Hills Nandeebie Aged Care Facility	Queensland	0	14	<6	n/p
Blue Care Bundaberg Riverlea Aged Care Facility	Queensland	<6	16	9	25
Blue Care Elanora Pineshaven Aged Care Facility	Queensland	0	13	<6	n/p
Blue Care Gladstone Edenvale Aged Care Facility	Queensland	0	<6	<6	9
Blue Care Kenmore Aged Care Facility	Queensland	0	<6	<6	<6
Blue Care Kingaroy Canowindra Aged Care Facility	Queensland	0	<6	0	<6
Blue Care Sunnybank Hills Carramar Aged Care Facility	Queensland	0	<6	<6	<6
Blue Care Toogoolawah Alkira Aged Care Facility	Queensland	0	27	16	43
Bolton Clarke Chelsea	Queensland	0	6	<6	n/p
Bolton Clarke Fairways	Queensland	0	<6	<6	<6
Bolton Clarke Pioneers	Queensland	<6	18	14	32
Bolton Clarke Rows Bay	Queensland	0	<6	<6	7
Broadwater Grove Care Community	Queensland	0	13	<6	n/p
Buderim Views Assisted Aged Care	Queensland	0	16	7	23

Service Name	State	Resident Deaths	Resident Cases	Staff Cases	Total Cases
Bupa Tugun	Queensland	0	7	0	7
Burpengary Manor Aged Care	Queensland	<6	36	16	52
Caloundra Place Care Community	Queensland	0	15	<6	n/p
Carinity Clifford House	Queensland	0	10	<6	n/p
Carinity Wishart Gardens	Queensland	0	<6	<6	6
Carramar Aged Care	Queensland	<6	18	16	34
Central & Upper Burnett District Home for the Aged Nursing Home	Queensland	0	25	29	54
De Paul Villa Aged Care	Queensland	0	<6	<6	<6
Dovetree	Queensland	0	<6	<6	7
Estia Health Southport	Queensland	0	8	<6	n/p
Estia Health Twin Waters	Queensland	0	20	<6	n/p
Eventide Home Rockhampton	Queensland	0	21	9	30
Forest View Residential Care Facility	Queensland	<6	22	<6	n/p
Georgina Margaret Davidson-Thompson Hostel	Queensland	<6	13	<6	n/p
Glasshouse Views	Queensland	0	24	9	33
Glenbrook	Queensland	0	<6	8	n/p
Infinite Care Ashmore	Queensland	<6	10	10	20
Infinite Care Cleveland	Queensland	0	6	0	6
Infinite Care Mount Lofty	Queensland	0	<6	8	n/p
Kaloma Home for the Aged	Queensland	0	<6	<6	7
Kawana Waters Care Community	Queensland	0	17	<6	n/p
Kirra Beach Care Community	Queensland	0	24	9	33
Kubirri Residential Care Centre	Queensland	0	<6	<6	<6
Lions Haven For The Aged	Queensland	0	15	8	23
Lutheran Services - Cooina Aged Care Centre	Queensland	0	<6	0	<6
Lutheran Services - Trinder Park	Queensland	0	17	0	17

Service Name	State	Resident Deaths	Resident Cases	Staff Cases	Total Cases
<b>Maranatha Aged Care</b>	Queensland	0	6	<6	n/p
<b>Marebello</b>	Queensland	0	7	7	14
<b>Narangba Aged Care</b>	Queensland	0	<6	<6	6
<b>Newstead Grand Care Community</b>	Queensland	0	<6	0	<6
<b>Nirvana Hostel</b>	Queensland	0	7	<6	n/p
<b>Ozcare - Hervey Bay</b>	Queensland	0	10	11	21
<b>Ozcare Malanda</b>	Queensland	0	10	<6	n/p
<b>Ozcare Villa Vincent</b>	Queensland	0	8	<6	n/p
<b>Palm Lake Bethania Aged Care Facility</b>	Queensland	0	<6	0	<6
<b>Pine Lodge Home for the Aged</b>	Queensland	0	12	<6	n/p
<b>PresCare - Alexandra Gardens</b>	Queensland	<6	14	8	22
<b>Pyramid Residential Care Centre</b>	Queensland	0	<6	<6	<6
<b>Quilpie Multipurpose Health Service</b>	Queensland	0	<6	<6	<6
<b>Regis Aspley</b>	Queensland	0	<6	<6	7
<b>Regis Ferny Grove</b>	Queensland	0	27	<6	n/p
<b>Regis Holland Park</b>	Queensland	0	19	<6	n/p
<b>Regis Sandgate - Griffith</b>	Queensland	0	14	8	22
<b>Regis The Gap</b>	Queensland	0	<6	0	<6
<b>Regis Whitfield</b>	Queensland	0	<6	0	<6
<b>Rockpool RAC Morayfield</b>	Queensland	0	<6	<6	6
<b>Seabrook</b>	Queensland	<6	78	32	110
<b>Sinamon Village - Jacobs Court</b>	Queensland	0	<6	0	<6
<b>Sinamon Village - Knowles Court</b>	Queensland	0	<6	0	<6
<b>Southern Cross Care Holland Park - Duhig Village</b>	Queensland	0	27	18	45
<b>St Nicholas Aged Care</b>	Queensland	0	7	<6	n/p
<b>St Paul de Chartres Residential Aged Care</b>	Queensland	0	<6	<6	<6

Service Name	State	Resident Deaths	Resident Cases	Staff Cases	Total Cases
<b>St Vincent's Care Carina</b>	Queensland	0	<6	<6	<6
<b>St Vincent's Care Services Kangaroo Point - Lilian Cooper</b>	Queensland	0	10	<6	n/p
<b>St Vincent's Care Services Mitchelton</b>	Queensland	0	17	6	23
<b>Villa Serena</b>	Queensland	0	10	0	10
<b>Village Coorparoo Aged Care</b>	Queensland	<6	<6	<6	8
<b>Wheller Gardens - John Wesley Gardens</b>	Queensland	0	<6	0	<6
<b>Wongaburra Garden Settlement Hostel</b>	Queensland	0	13	7	20
<b>ACH Group Residential Care - Perry Park (high care)</b>	South Australia	0	<6	0	<6
<b>Alwyndor Aged Care</b>	South Australia	0	22	10	32
<b>Bethsalem Care</b>	South Australia	0	12	20	32
<b>Bupa Campbelltown</b>	South Australia	0	30	10	40
<b>Bupa Morphettville</b>	South Australia	0	17	6	23
<b>Edenfield Family Care - Ramsay</b>	South Australia	0	<6	<6	<6
<b>Eldercare Allambi</b>	South Australia	0	9	6	15
<b>Eldercare The Lodge</b>	South Australia	0	<6	<6	<6
<b>Estia Health Aberfoyle Park</b>	South Australia	0	<6	<6	6
<b>Eyre Peninsula Old Folks Home</b>	South Australia	0	6	7	13
<b>LHI Glynde</b>	South Australia	0	19	<6	n/p
<b>Mary Cecelia Hart Court Hostel</b>	South Australia	0	42	33	75
<b>Resthaven Mount Gambier</b>	South Australia	0	<6	<6	<6
<b>Resthaven Paradise</b>	South Australia	0	13	<6	n/p
<b>St Basil's Aegean Village</b>	South Australia	0	9	0	9
<b>St Louis Nursing Home</b>	South Australia	0	<6	<6	<6
<b>St Raphaels Home For The Aged</b>	South Australia	0	17	<6	n/p
<b>The Churchill Retreat</b>	South Australia	0	<6	0	<6
<b>The House of Saint Hilarion</b>	South Australia	0	<6	0	<6

Service Name	State	Resident Deaths	Resident Cases	Staff Cases	Total Cases
Calvary Riverside Views	Tasmania	0	<6	0	<6
Corumbene Hostel	Tasmania	0	36	24	60
Mary Ogilvy Home	Tasmania	<6	25	15	40
May Shaw Aminya	Tasmania	<6	28	9	37
Medea Park Nursing Home	Tasmania	0	<6	7	n/p
Uniting AgeWell Strathdevon	Tasmania	0	15	12	27
Altona Gardens Care Community	Victoria	0	12	<6	n/p
Andrews House	Victoria	0	8	7	15
Arcare Keysborough	Victoria	0	<6	0	<6
Arcare Knox	Victoria	0	<6	<6	7
Arcare Nirvana Avenue	Victoria	0	<6	<6	<6
Ashleigh House Hostel	Victoria	0	<6	0	<6
Baptcare Abbey Gardens Community	Victoria	0	<6	0	<6
Baptcare The Orchards Community	Victoria	<6	9	<6	n/p
Benetas St Laurence Court - Eaglehawk	Victoria	0	<6	0	<6
Bentleys Aged Care	Victoria	0	<6	<6	<6
BlueCross Hilltop	Victoria	0	26	<6	n/p
Buckland House Nursing Home	Victoria	0	10	<6	n/p
Bupa Ballarat	Victoria	0	54	30	84
Bupa Berwick	Victoria	0	22	16	38
Bupa Kyneton	Victoria	0	19	7	26
Bupa Templestowe	Victoria	0	9	6	15
Bupa Wodonga	Victoria	0	<6	<6	6
Calvary Barongarook Gardens	Victoria	0	<6	6	n/p
Calvary Goonawarra	Victoria	0	23	<6	n/p
Calvary Kirralie	Victoria	<6	37	14	51



Service Name	State	Resident Deaths	Resident Cases	Staff Cases	Total Cases
Calvary Lakes Entrance	Victoria	<6	26	9	35
Calvary Lower Plenty Garden Views	Victoria	0	<6	0	<6
Calvary Millward	Victoria	0	28	<6	n/p
Calvary Rye Sands	Victoria	0	6	<6	n/p
Castlemaine Health	Victoria	0	8	<6	n/p
Centennial Lodge	Victoria	<6	9	<6	n/p
Chaffey Aged Care	Victoria	<6	41	17	58
Charles Brownlow Retirement Village	Victoria	0	17	9	26
Charlesbrook	Victoria	<6	<6	0	<6
Chirnside Views	Victoria	0	<6	0	<6
Clovelly Cottage	Victoria	0	24	6	30
Coates	Victoria	0	6	<6	n/p
Dorothy Impey Home	Victoria	0	19	15	34
Embracia in Reservoir	Victoria	0	<6	0	<6
Estia Health Benalla (Thomas St)	Victoria	<6	8	7	15
Estia Health Heidelberg West	Victoria	0	<6	0	<6
Estia Health Kangaroo Flat	Victoria	0	16	8	24
Estia Health Melton South	Victoria	0	<6	0	<6
Estia Health South Morang	Victoria	0	<6	<6	<6
Estia Health Wodonga	Victoria	0	17	6	23
Fairview Inc	Victoria	0	25	20	45
Glanville Village	Victoria	0	<6	<6	6
Greenview	Victoria	0	<6	0	<6
Grutzner House	Victoria	0	<6	<6	7
Havilah Hostel	Victoria	0	47	48	95
Havilah on Palmerston	Victoria	0	<6	<6	7

Service Name	State	Resident Deaths	Resident Cases	Staff Cases	Total Cases
Highton Gardens Care Community	Victoria	0	<6	<6	8
Hillview Bunyip Aged Care Inc	Victoria	0	8	14	22
Homestead Estate Residential Aged Care	Victoria	0	7	0	7
Inglewood & Districts Health Service (Nursing Home)	Victoria	0	6	7	13
Inglewood & Districts Health Service Hostel	Victoria	0	<6	7	n/p
Isomer Aged Care Facility	Victoria	0	13	<6	n/p
Karingal Seymour	Victoria	<6	20	9	29
Latrobe Valley Village Hostel	Victoria	0	<6	<6	8
Little Sisters of the Poor St Joseph's Home	Victoria	0	<6	0	<6
Lynbrook Park	Victoria	0	38	7	45
Mayflower Reservoir	Victoria	<6	49	16	65
McKellar Centre	Victoria	0	22	0	22
mecwacare John Atchison Centre	Victoria	0	<6	<6	<6
mecwacare Susan Barton House	Victoria	0	<6	0	<6
Mercy Place Dandenong	Victoria	<6	14	<6	n/p
Millhaven Lodge	Victoria	0	6	<6	n/p
Mount Martha Valley	Victoria	0	10	<6	n/p
P.S. Hobson Nursing Home	Victoria	0	<6	<6	<6
Parkdale Aged Care	Victoria	0	12	0	12
Penshurst Nursing Home	Victoria	0	<6	<6	<6
Prom Country Aged Care	Victoria	0	<6	<6	8
Rathdowne Place	Victoria	0	<6	0	<6
Regis Blackburn	Victoria	0	26	8	34
Regis East Malvern	Victoria	0	14	<6	n/p
Regis Fawkner	Victoria	0	<6	0	<6
Royal Freemasons Springtime	Victoria	0	27	8	35

Service Name	State	Resident Deaths	Resident Cases	Staff Cases	Total Cases
<b>Sherbrooke Private Nursing Home</b>	Victoria	0	<6	0	<6
<b>Sheridan Aged Care</b>	Victoria	0	12	7	19
<b>Simpkin House Nursing Home</b>	Victoria	0	9	<6	n/p
<b>Sutton Park Assisted Aged Care</b>	Victoria	0	7	<6	n/p
<b>Templestowe Manor</b>	Victoria	0	<6	0	<6
<b>The Heights Donvale</b>	Victoria	0	<6	0	<6
<b>The Oaks Nursing Home-Gisborne</b>	Victoria	0	6	<6	n/p
<b>TLC Whitewater</b>	Victoria	0	41	0	41
<b>Uniting AgeWell Box Hill</b>	Victoria	0	<6	0	<6
<b>Uniting AgeWell Kalkee Nangatta</b>	Victoria	0	<6	<6	6
<b>Vasey RSL Care Brighton</b>	Victoria	0	<6	0	<6
<b>Vasey RSL Care Bundoora</b>	Victoria	0	<6	0	<6
<b>Victoria Grange Residential Aged Care Facility</b>	Victoria	0	6	<6	n/p
<b>Villa Maria Catholic Homes John R Hannah Aged Care Residence</b>	Victoria	0	8	<6	n/p
<b>Villa Maria Catholic Homes St Catherine's Aged Care Residence</b>	Victoria	0	7	<6	n/p
<b>Violet Town Bush Nursing Centre</b>	Victoria	0	10	0	10
<b>Warralily Gardens</b>	Victoria	0	6	0	6
<b>Warrandyte Gardens Care Community</b>	Victoria	<6	15	7	22
<b>Water Gardens</b>	Victoria	<6	43	17	60
<b>Wintringham Williamstown Hostel</b>	Victoria	0	<6	<6	<6
<b>Yackandandah Health Residential Aged Care</b>	Victoria	0	<6	0	<6
<b>Aegis Amherst</b>	Western Australia	0	8	0	8
<b>Aegis Greenfields</b>	Western Australia	0	10	<6	n/p
<b>Aegis Woodlake</b>	Western Australia	0	7	<6	n/p
<b>Amaroo Village McMahon Caring Centre</b>	Western Australia	0	<6	0	<6
<b>Baptistcare Gracehaven</b>	Western Australia	0	7	<6	n/p

Service Name	State	Resident Deaths	Resident Cases	Staff Cases	Total Cases
<b>Baptistcare Mirrambeena</b>	Western Australia	0	7	<6	n/p
<b>Brightwater Inglewood</b>	Western Australia	0	0	<6	<6
<b>Brightwater Onslow Gardens</b>	Western Australia	0	<6	<6	<6
<b>Bunbury Gardens Care Community</b>	Western Australia	0	10	13	23
<b>Capecare</b>	Western Australia	0	<6	<6	6
<b>Capecare Dunsborough</b>	Western Australia	0	7	<6	n/p
<b>Edgewater Mercy Hostel</b>	Western Australia	0	<6	0	<6
<b>Frank Prendergast House</b>	Western Australia	0	12	0	12
<b>Frederick Guest Hostel</b>	Western Australia	0	21	8	29
<b>Juniper Hilltop</b>	Western Australia	0	<6	<6	<6
<b>Little Sisters of the Poor Glendalough Home</b>	Western Australia	0	<6	0	<6
<b>Marine Views Cottlesloe</b>	Western Australia	0	36	20	56
<b>Mercy Place Lathlain</b>	Western Australia	0	16	<6	n/p
<b>MercyCare Maddington</b>	Western Australia	0	14	<6	n/p
<b>MercyCare Rockingham</b>	Western Australia	0	<6	0	<6
<b>Merredin MPS</b>	Western Australia	0	6	<6	n/p
<b>Mosman Park Care Centre</b>	Western Australia	0	<6	0	<6
<b>Ocean Star Aged Care</b>	Western Australia	0	<6	<6	8
<b>Peter Arney Home</b>	Western Australia	0	<6	0	<6
<b>Regents Garden Aubin Grove</b>	Western Australia	0	11	<6	n/p
<b>Regents Garden Scarborough Condocare</b>	Western Australia	0	22	8	30
<b>Regis Embleton</b>	Western Australia	0	<6	6	n/p
<b>Regis Woodlands</b>	Western Australia	0	<6	<6	<6
<b>Riversea Mosman Park</b>	Western Australia	0	<6	<6	<6
<b>Rosewood Care Leederville</b>	Western Australia	0	<6	<6	8
<b>ValleyView Residence</b>	Western Australia	0	10	<6	n/p

