






This guide has been developed for and with Aged Care Assessment Teams to inform and support their decision making when recommending a specific Home Care Package (HCP) level. This matrix forms Stage 1 of the guide, and is used to assist in identifying the clients current needs. For more information see the My Aged Care Assessment Manual.

Client Full Name: _____ Aged Care ID: _____ Date of Birth: _____

Assessor Full Name: _____ ACAT Outlet Name: _____ Assessor Signature: _____ Date: _____

	 MEDICAL	 PHYSICAL	 SOCIAL	 PSYCHOLOGICAL	 COMPLEXITY/ VULNERABILITY	
Entry Level Care	COMMONWEALTH HOME SUPPORT PROGRAMME (CHSP) - CHSP is available for clients who need low intensity (small amounts) of a single, or a few services, without the need for case management or coordinated care delivery. In general, CHSP services should not be provided to people who are also receiving other government-subsidised services such as a HCP. A HCP client may access CHSP services in addition to their HCP in five defined circumstances. For more information on these circumstances, see the CHSP Manual.					
Coordinated Home Care Package Services	Level 1	<ul style="list-style-type: none"> <input type="radio"/> Health Conditions No or minimal (infrequent) management needed <input type="radio"/> Medication Management No or minimal (infrequent) medication management needed <input type="radio"/> Allergies and/or Sensitivities No or minimal assistance/monitoring 	<ul style="list-style-type: none"> <input type="radio"/> Function – ADLs and IADLs Minimal assistance needed <input type="radio"/> Physical Health and Frailty Minimal management needed <input type="radio"/> Personal Health Minimal management needed 	<ul style="list-style-type: none"> <input type="radio"/> Social and Community Participation Minimal assistance needed <input type="radio"/> Family and other Support Networks Connects with minimal assistance <input type="radio"/> Sustainability of Caring Relationships Carer needs occasional support 	<ul style="list-style-type: none"> <input type="radio"/> Cognition No or minimal impairment <input type="radio"/> Behavioural Management Issues No issues or issues well managed with intermittent intervention <input type="radio"/> Psychosocial No issues or issues well managed with intermittent intervention 	<ul style="list-style-type: none"> <input type="radio"/> Complexity and/or Risk of Vulnerability No complexity or vulnerability concerns
	Level 2	<ul style="list-style-type: none"> <input type="radio"/> Health Conditions Moderate management needed <input type="radio"/> Medication Management Moderate medication management needed <input type="radio"/> Allergies and/or Sensitivities Needs some assistance/monitoring 	<ul style="list-style-type: none"> <input type="radio"/> Function – ADLs and IADLs Moderate regular assistance needed <input type="radio"/> Physical Health and Frailty Moderate (regular) management needed <input type="radio"/> Personal Health Moderate (regular) management needed 	<ul style="list-style-type: none"> <input type="radio"/> Social and Community Participation Moderate assistance needed <input type="radio"/> Family and other Support Networks Connects with moderate assistance <input type="radio"/> Sustainability of Caring Relationships Carer needs moderate support at regular intervals 	<ul style="list-style-type: none"> <input type="radio"/> Cognition Mild cognitive decline <input type="radio"/> Behavioural Management Issues Issues require minimal (infrequent) intervention <input type="radio"/> Psychosocial Issues require minimal (infrequent) intervention 	<ul style="list-style-type: none"> <input type="radio"/> Complexity and/or Risk of Vulnerability Low level complexity and/or some vulnerability concerns
	Level 3	<ul style="list-style-type: none"> <input type="radio"/> Health Conditions High level (frequent) management needed <input type="radio"/> Medication Management High level medication management needed <input type="radio"/> Allergies and/or Sensitivities Needs frequent assistance/monitoring 	<ul style="list-style-type: none"> <input type="radio"/> Function – ADLs and IADLs High level (frequent) assistance needed <input type="radio"/> Physical Health and Frailty High level (frequent) management needed <input type="radio"/> Personal Health High level (frequent) management needed 	<ul style="list-style-type: none"> <input type="radio"/> Social and Community Participation High level (frequent) assistance needed <input type="radio"/> Family and other Support Networks Social isolation – minimal contacts <input type="radio"/> Sustainability of Caring Relationships Signs of carer stress – high level (frequent) support needed 	<ul style="list-style-type: none"> <input type="radio"/> Cognition Moderate cognitive decline <input type="radio"/> Behavioural Management Issues Issues require moderate (regular) intervention <input type="radio"/> Psychosocial Issues require moderate (regular) intervention 	<ul style="list-style-type: none"> <input type="radio"/> Complexity and/or Risk of Vulnerability Moderate complexity and/or very vulnerable
	Level 4	<ul style="list-style-type: none"> <input type="radio"/> Health Conditions Complex management needed <input type="radio"/> Medication Management Complex medication management needed <input type="radio"/> Allergies and/or Sensitivities Unable to manage – full assistance needed 	<ul style="list-style-type: none"> <input type="radio"/> Function – ADLs and IADLs Comprehensive assistance needed <input type="radio"/> Physical Health and Frailty Specialised management needed <input type="radio"/> Personal Health Specialised management needed 	<ul style="list-style-type: none"> <input type="radio"/> Social and Community Participation Unable to engage without full assistance <input type="radio"/> Family and other Support Networks Social isolation – no contacts <input type="radio"/> Sustainability of Caring Relationships Unsustainable caring arrangements – comprehensive support needed 	<ul style="list-style-type: none"> <input type="radio"/> Cognition Severe cognitive decline <input type="radio"/> Behavioural Management Issues Issues require frequent intervention <input type="radio"/> Psychosocial Issues require frequent intervention 	<ul style="list-style-type: none"> <input type="radio"/> Complexity and/or Risk of Vulnerability High level complexity and/or extremely vulnerable

Higher Level Care

RESIDENTIAL CARE - Residential care is available to clients with a condition of frailty or disability requiring continuing personal care, who are incapable of living in the community without support. Eligibility is determined through an assessment of the clients medical, physical, psychological and social circumstances including evidence of: a medical condition; absence or loss of physical functions; absence or loss of cognitive functioning; absence or loss of social functioning or evidence that the person's life or health would be at significant risk if the person did not receive residential care and for a younger person, consideration that there are no age-appropriate care facilities or services to meet the person's needs.