



COVID-19 outbreaks in Australian residential aged care homes

National snapshot

As at 8:00 am 6 June 2024, there are 4,413 active COVID-19 cases reported in 499 active outbreaks in residential aged care homes (RACHs) across Australia. There has been an increase of 218 outbreaks, 49 new resident deaths and 4,256 combined new resident and staff cases reported since 30 May 2024.

Table 1: Aged Care COVID-19 data as at 8.00am 6 June 2024¹

Category	Active ²	Change in active (7 days)	Cumulative Total	Cumulative increase (7 days)
Outbreaks³	499	32	21,306	218
RACHs affected	499	32	2,878	3
Resident cases⁴	3,051	164	205,075	2,908
Resident deaths	N/A	N/A	6,629	49
Staff cases	1,362	68	113,340	1,348

Residential aged care homes with active outbreaks are included in [Appendix](#).

Table 2: Overview of active outbreaks in Australia

	ACT	NSW	NT	QLD	SA	TAS	VIC	WA	Total
Total RACHs with outbreaks	5	155	2	57	60	12	158	50	499
Total number of active resident cases	51	982	6	316	378	62	977	279	3,051
Total number of active staff cases	22	456	3	151	210	45	328	147	1,362
Total outbreaks opened in previous 7 days	7	83	1	25	27	3	57	15	218
Total outbreaks closed in previous 7 days	1	42	0	18	21	1	60	26	169

¹ Outbreak opening and closure includes changes in the status of exposure sites to outbreaks (and vice versa), which are applied retrospectively to facility records. New case information can also change the status of a recovered site back to an active outbreak site. As a result, changes in active outbreak status may not align with day-on-day variations to active totals. These adjustments will also affect the number of cases in staff and residents reported each week.

² Active residents and staff cases are the total currently positive cases in active outbreaks

³ An outbreak is considered to be active pending advice from the relevant Public Health Unit. An outbreak is defined as at least 1 (one) positive case in a resident or 2+ cases in staff.

⁴ Case numbers and numbers of deaths are dependent upon reporting from RACHs and validation of deaths from state and territory governments. This is subject to change as further information is provided.

Figure 1: National outbreak trends in aged care

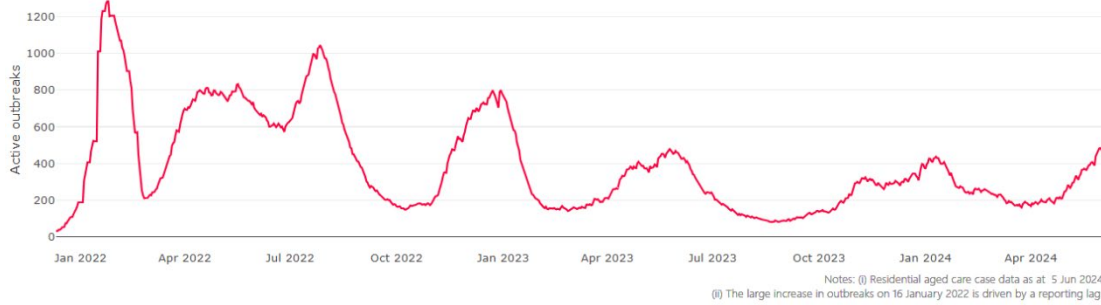
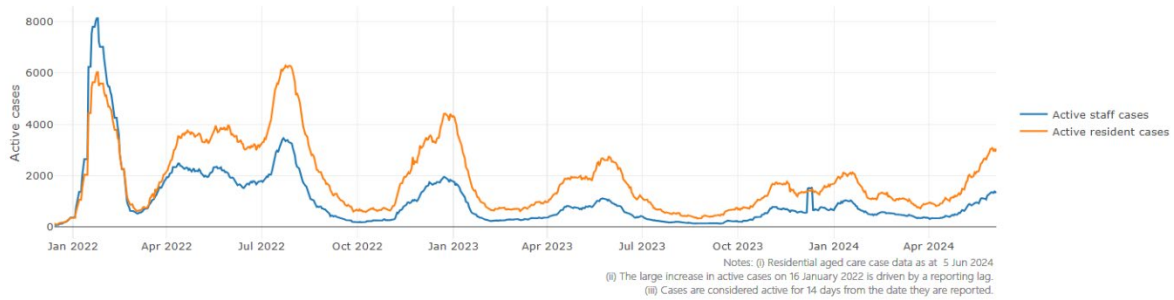


Figure 2: Trends in aged care cases – December 2021 to present



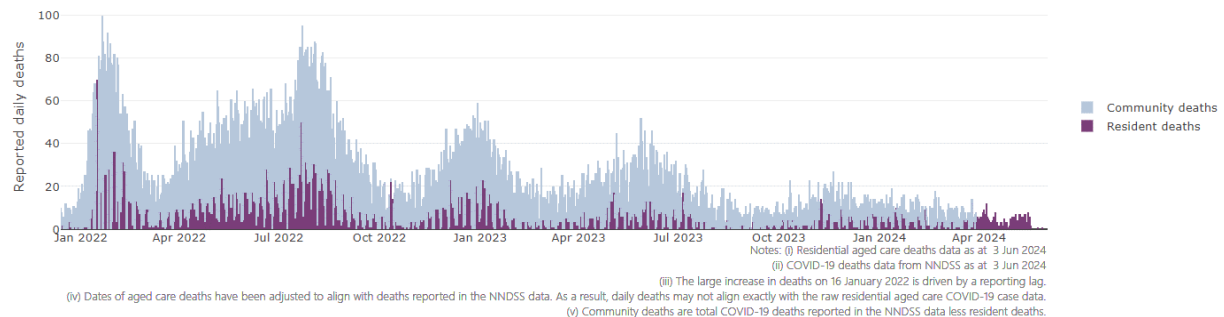
Mortality

For the period of 1 January 2024 to 1 June 2024, COVID-19 is recorded as the cause of death in 1.9% of all deaths in permanent residents in aged care homes.

Since the beginning of the Omicron outbreak in mid-December⁵ 2021, there have been 146,906 deaths in residential aged care from all causes (report period from 15 December 2021 to 1 June 2024)⁶. COVID-19 deaths account for 3.9% of this figure.

Over the course of the pandemic, all-cause excess mortality in residential aged care was below expected numbers in 2020, and within expected range in 2021. In the first half of 2022, all-cause excess mortality in residential aged care was above the expected range. Excess mortality for the second half of the 2022 is yet to be finalised.

Figure 3: COVID-19 deaths in RACHs overlaid with community deaths



⁵ The Omicron outbreak start date has been redefined from late November 2021 to mid-December 2021. Changes have been made to align reporting with the start date of Omicron published in the department's external facing Epidemiology report.

⁶ The department is now accessing aged care deaths data from the SIEBEL dataset. Figures are live and subject to change. Source: Department of Health and Aged Care unpublished data / SIEBEL dataset.

Workforce in active residential aged care outbreaks

As at 7 June 2024, surge workforce providers report a total of 193,777 shifts in aged care services impacted by COVID-19. These shifts include roles for GPs, nurses, care workers, allied health workers, executive and ancillary staff. In the past 7 days (from 31 May 2024) surge workforce providers have assisted 26 residential aged care homes and filled 511 shifts in aged care services.

Table 3: Workforce resources supplied to RACHs

Workforce provider	Total shifts	Previous 7 days
Aspen Medical	30,138	225
HealthX	34,401	207
Randstad	494	79
Recruitment, Consulting and Staffing Association	103,905	N/A
Healthcare Australia (Workforce Surge)	15,777	N/A
Healthcare Australia (NACER)	2,295	N/A
Mable	2,711	N/A
Torrens	4,056	N/A

**Note: Workforce providers currently with ceased contracts are displayed as N/A.*

The Australian Defence Force provided support to a total of 542 residential aged care homes between February and September 2022. The ADF deployment ceased on 30 September 2022.

Oral antiviral treatments

Distribution of the oral anti-viral Lagevrio (Molnupiravir) commenced on 6 February 2022 to all RACHs with outbreak sites prioritised for delivery. The National Medical Stockpile has deployed 48,269 treatment courses of Lagevrio (Molnupiravir) to RACHs.

110,995 prescriptions for Lagevrio (Molnupiravir) have been issued to residents in RACHs, with a further 11,562 prescriptions for Paxlovid (nirmatrelvir + ritonavir) also issued since 28 February 2022 and up to 30 April 2024.

**Note: Oral antiviral data is only being updated monthly.*

Vaccination in RACHs

On 29 February 2024, recommendations for 2024 COVID-19 vaccinations were released. Recommended doses for the program in 2024 are based on an individual's age and level of severe immunocompromise.

In 2024, those aged 75 years and over are recommended to get a COVID-19 vaccine dose every 6 months. Those aged over 65 years of age, and adults with severe immunocompromise are recommended to receive a COVID-19 vaccine dose every 12 months and are eligible to receive a COVID-19 vaccine dose every 6 months based on individual risk-benefit assessments. All other adults can receive a single dose this year.

Recommendations can be found on the Department of Health and Aged Care (department) website at:

<https://www.health.gov.au/our-work/covid-19-vaccines/getting-your-vaccination/booster-doses>.

People are encouraged to seek vaccination advice from their healthcare providers, specific to their circumstances.

People living in residential aged care are a high priority for the Government's COVID-19 vaccination program.

Older age remains the biggest risk factor for severe COVID-19 disease. Vaccination offers added protection to help reduce the risk of severe illness or hospitalisation of aged care residents.

The department is working with both the aged care and primary care sectors to ensure residents have access to the COVID-19 vaccine. The department continues to target support for RACHs to arrange COVID-19 vaccinations with local primary care providers such as GPs, community pharmacists and Aboriginal Community Controlled Health Services.

As at 5 June 2024:

- 75.1% of aged care residents have received a booster dose since 1 January 2023.
- 76.7k (41.6%) aged care residents received a booster dose in the last 6 months.
- 3,271 aged care residents received a vaccine dose in the last week.

Table 4: Aged care COVID-19 Booster Doses (data as at 5 June 2024)

Jurisdiction	Received booster in last 6 months	
	Residents vaccinated	% of residents vaccinated
National	76.7k	41.6%
ACT	1.2k	52.1%
NSW	23.6k	39.8%
NT	<200	25.2%
QLD	15.5k	41.4%
SA	7.2k	45.0%
TAS	2.3k	51.8%
VIC	20.8k	43.6%
WA	6.1k	36.0%

Source: Matched Australian Immunisation Register (AIR) data of residents in permanent residential aged care. For reporting accuracy, the total aged care resident population only includes residents who have been linked with their vaccination records. As residential aged care populations are fluid, the total population for vaccination are an estimate only and there is an administrative lag with the aged care recipient data which is linked to AIR data. Counts may fluctuate due to enhancements to data over time. Key: k= thousand

**Note: The department is reviewing COVID-19 vaccination data and reporting for 2024. Updated data on COVID-19 vaccinations in residential aged care will be provided in the coming weeks.*

Infection control and audit

The Aged Care Quality and Safety Commission (Commission) conducts site audits and assessment contacts (site and non-site) to monitor and assess residential aged care services against the Aged Care Quality Standards (see Table 5 below). This may include conducting infection control monitoring (ICM) spot checks.

An ICM spot check involves an on-site visit to residential aged care services, without an outbreak, to observe infection control practices, to ensure that staff, management, and visitors are adhering to safe personal protective equipment protocols and to safe infection control arrangements, as required under the Quality Standards.

As at 6 June 2024, the Commission had conducted 6,043 ICM spot checks to observe infection control practices and PPE protocols in RACHs.

Table 5: Total quality assessment and monitoring activities with residential services (including IPC), by type and month 1 March 2020 to 6 June 2024

Regulatory Activities	2019-20 (1 Mar - 30 Jun 2020)	2020-21	2021-22	2022-23	2023-24 (to 6 June)	Total
Site visits	318	3,452	1,732	3,814	2,709	12,025
Non-site activities	3,709	8,381	6,665	1,413	470	20,648
Total activities	4,027	11,833	8,397	5,227	3,179	32,673

Appendix: National residential aged care homes (RACHs) with active outbreaks COVID-19

Please note, information reported in this table has been directly reported to the department by RACHs.

'Total cases' refers to all staff and resident cases associated with the active outbreak and may not reflect the count of currently active cases.

Where numbers have been incorrectly reported, RACHs are able to correct these in the COVID-19 Support Portal through My Aged Care.

Where a RACH is reporting less than six resident or staff cases or less than six deaths, data has been suppressed to protect the privacy of affected individuals (note that "n/p" indicates data is not provided to protect privacy).

Data below for individual services is as at 6 June 2024.

Service Name	State	Resident Deaths	Resident Cases	Staff Cases	Total Cases
BaptistCare Griffith	Australian Capital Territory	0	11	<6	n/p
Calvary Haydon Retirement Community	Australian Capital Territory	0	23	8	31
Warrigal Care Stirling	Australian Capital Territory	0	10	<6	n/p
Warrigal Hughes	Australian Capital Territory	<6	33	13	46
Abbey House Aged Care	New South Wales	0	<6	0	<6
Alstonville Adventist Aged Care Facility	New South Wales	0	<6	0	<6
Anglican Care Bishop Tyrrell Place	New South Wales	0	11	0	11
Anglican Care Kilpatrick Court	New South Wales	0	17	11	28
Anglican Care Mirrabooka Place	New South Wales	0	<6	7	n/p
Anglican Care Storm Village	New South Wales	0	<6	<6	<6
Anglicare Farrer Brown Court	New South Wales	0	<6	0	<6
Anglicare Melva McDonald Lodge	New South Wales	<6	15	<6	n/p
Anglicare Mildred Symons House	New South Wales	0	6	0	6
Annandale Grove Care Community	New South Wales	0	<6	<6	<6
Arcare Kanwal	New South Wales	0	<6	11	n/p
Arcare Warriewood	New South Wales	0	8	<6	n/p
Arthur Blackburn VC Gardens	New South Wales	0	18	8	26
Avondale House	New South Wales	0	18	8	26
Bankstown Terrace Care Community	New South Wales	0	10	0	10

Service Name	State	Resident Deaths	Resident Cases	Staff Cases	Total Cases
BaptistCare George Forbes House	New South Wales	0	0	<6	<6
BaptistCare Morven Gardens Centre	New South Wales	0	22	10	32
BaptistCare Niola Centre	New South Wales	0	<6	<6	<6
BaptistCare The Gracewood Centre	New South Wales	0	7	<6	n/p
Baradine Multi-Purpose Service	New South Wales	0	<6	0	<6
Bathurst Riverview Care Community	New South Wales	<6	50	29	79
Beresford Hall	New South Wales	0	<6	<6	6
Berkeley Vale Care Community	New South Wales	0	<6	0	<6
Bill Newton VC Gardens	New South Wales	0	<6	<6	<6
Bilyara Hostel	New South Wales	0	15	12	27
Blacktown Terrace Care Community	New South Wales	0	12	7	19
Blakehurst Aged Care Centre	New South Wales	<6	11	<6	n/p
Borella House	New South Wales	0	8	8	16
Bossley Parkside Care Community	New South Wales	0	6	0	6
Bundaleer Gardens Hostel	New South Wales	0	7	<6	n/p
Bupa Bankstown	New South Wales	0	8	<6	n/p
Bupa Willoughby	New South Wales	0	6	<6	n/p
Calare Residential Aged Care Facility	New South Wales	0	34	10	44
Calvary Cooina Retirement Community	New South Wales	0	17	22	39
Calvary Henley Manor	New South Wales	0	10	<6	n/p
Cameron Park Care Community	New South Wales	0	6	<6	n/p
CASS Residential Aged Care Facility	New South Wales	0	<6	<6	<6
Catholic Healthcare Bodington	New South Wales	0	<6	<6	<6
Catholic Healthcare Brigidine House	New South Wales	0	7	<6	n/p
Catholic Healthcare Coolamon Villa	New South Wales	0	11	<6	n/p
Catholic Healthcare Jemalong Residential Village	New South Wales	<6	18	14	32
Catholic Healthcare St Catherine's Aged Care	New South Wales	0	54	35	89

Service Name	State	Resident Deaths	Resident Cases	Staff Cases	Total Cases
Catholic Healthcare St John's Villa	New South Wales	0	8	10	18
Catholic Healthcare St Peter's Lane Cove North	New South Wales	0	28	<6	n/p
Charingfield	New South Wales	0	9	<6	n/p
Chiswick Manor Care Community	New South Wales	<6	46	12	58
Clelland Lodge	New South Wales	0	<6	0	<6
Constitution Hill Aged Care	New South Wales	0	<6	0	<6
Cooinda	New South Wales	0	<6	<6	n/p
Cooinda Hostel	New South Wales	0	21	18	39
Dellacourt	New South Wales	0	<6	0	<6
Durham Green Lodge Memory Care	New South Wales	0	<6	6	n/p
Emmaus	New South Wales	0	32	24	56
Estia Health Blakehurst	New South Wales	0	10	<6	n/p
Estia Health Figtree	New South Wales	0	19	6	25
Estia Health St Ives	New South Wales	0	<6	<6	6
Estia Health Willoughby	New South Wales	0	6	<6	n/p
Garrawarra Centre	New South Wales	0	7	9	16
Glengarry	New South Wales	0	<6	0	<6
Gosling Creek Aged Care	New South Wales	<6	36	11	47
Green Hills Residential Care Service	New South Wales	0	8	8	16
Greenwood Aged Care	New South Wales	0	15	<6	n/p
Grenfell Multi-Purpose Service	New South Wales	0	<6	<6	8
Hakea Grove Aged Care	New South Wales	0	6	6	12
HammondCare Waratah	New South Wales	<6	31	17	48
Heritage Queanbeyan	New South Wales	<6	17	7	24
Hillgrove House	New South Wales	0	11	11	22
Horton House and Warmington Lodge	New South Wales	0	<6	0	<6
Hudson House	New South Wales	<6	39	26	65

Service Name	State	Resident Deaths	Resident Cases	Staff Cases	Total Cases
Hunters Hill Village	New South Wales	0	<6	0	<6
Inasmuch Community Hostel	New South Wales	0	<6	0	<6
Indochinese Aged Care Services	New South Wales	0	7	0	7
IRT Thomas Holt Kirrawee	New South Wales	0	6	<6	n/p
IRT Woonona	New South Wales	0	20	12	32
James Milson Village Woolwich	New South Wales	0	<6	<6	6
Jonathan Rogers GC House	New South Wales	<6	16	17	33
Katoomba Views Care Community	New South Wales	0	<6	<6	9
Koonambil Aged Care	New South Wales	0	<6	6	n/p
Leigh Place	New South Wales	0	<6	<6	7
Maranatha House	New South Wales	0	7	0	7
Mark Moran at Warrawee	New South Wales	0	<6	0	<6
Marsden Park Care Community	New South Wales	0	<6	<6	7
McMaugh Gardens Hostel	New South Wales	0	7	<6	n/p
Mona Vale View Care Community	New South Wales	<6	32	11	43
Moran Engadine	New South Wales	0	30	<6	n/p
Moran Stockton	New South Wales	0	17	9	26
Norah Head Care Community	New South Wales	0	<6	<6	<6
Paling Court Residential Aged Care	New South Wales	0	0	<6	<6
Pembroke Lodge	New South Wales	0	22	13	35
Pemulwuy Aged Care	New South Wales	0	46	9	55
Peninsula Villages Ltd	New South Wales	0	<6	6	n/p
Quakers Hillside Care Community	New South Wales	0	15	0	15
Redleaf Manor Aged Care	New South Wales	0	42	<6	n/p
Regis Hornsby	New South Wales	0	<6	0	<6
Regis Port Macquarie	New South Wales	0	12	17	29
Roseneath Aged Care Centre Pty Ltd	New South Wales	0	40	14	54

Service Name	State	Resident Deaths	Resident Cases	Staff Cases	Total Cases
Rutherford Park Care Community	New South Wales	0	<6	<6	7
Scalabrini Village Allambie Heights	New South Wales	0	24	<6	n/p
Southern Cross Care John Woodward Residential Aged Care	New South Wales	0	12	<6	n/p
Southern Cross Care Karinya Residential Aged Care	New South Wales	0	<6	<6	<6
St Brigid's Green Maroubra	New South Wales	0	10	<6	n/p
St Josephs Nursing Home	New South Wales	0	6	<6	n/p
St Vincent's Care Services Bronte	New South Wales	0	<6	0	<6
St Vincent's Care Services Heathcote	New South Wales	0	<6	0	<6
Stanmore Place Care Community	New South Wales	0	<6	<6	<6
SummitCare Smithfield	New South Wales	0	25	<6	n/p
Tamworth Community Aged Care	New South Wales	0	35	11	46
Terrey Hills Nursing Home	New South Wales	0	10	8	18
The Greek Community Home For The Aged	New South Wales	0	10	<6	n/p
The Maronite Sisters Of The Holy Family Village	New South Wales	0	<6	0	<6
The Orchards Aged Care	New South Wales	0	13	<6	n/p
The Royce Manor	New South Wales	0	<6	<6	<6
The Whiddon Group - Kyogle	New South Wales	0	21	10	31
Tingira Hills Care Community	New South Wales	0	9	<6	n/p
Tweed Valley Care Community	New South Wales	0	17	7	24
Uniting Elizabeth Gates and Alroy House Singleton	New South Wales	0	18	25	43
Uniting Kamilaroi Lane Cove	New South Wales	0	13	<6	n/p
Uniting Kingscliff	New South Wales	0	<6	<6	<6
Uniting Lillian Wells North Parramatta	New South Wales	0	<6	<6	6
Uniting Mullauna Blacktown	New South Wales	0	<6	0	<6
Uniting Pacifica Nambucca Heads	New South Wales	0	<6	<6	<6
Uniting The Marion Leichhardt	New South Wales	0	14	0	14
Uniting Thomas Roseby Lodge Marrickville	New South Wales	0	9	<6	n/p

Service Name	State	Resident Deaths	Resident Cases	Staff Cases	Total Cases
Uniting Wontama Orange	New South Wales	0	22	17	39
Wahroonga Tallwoods Care Community	New South Wales	<6	26	12	38
Walgett Multi-Purpose Service	New South Wales	0	<6	<6	6
Wallsend Manor Aged Care	New South Wales	0	<6	<6	<6
Warrigal Care Queanbeyan	New South Wales	0	8	<6	n/p
Katherine Hostel	Northern Territory	0	7	<6	n/p
Regis Tiwi	Northern Territory	0	<6	<6	6
Algester Lodge	Queensland	0	11	<6	n/p
Aloaka Care Centre	Queensland	0	9	6	15
Anglicare SQ Edwin Marsden Tooth Memorial Home for Aged	Queensland	0	<6	<6	<6
Beaumont Care Wamuran	Queensland	0	13	13	26
Blue Care Alexandra Hills Nandeebie Aged Care Facility	Queensland	0	<6	<6	<6
Blue Care Maleny Erowal Aged Care Facility	Queensland	0	6	<6	n/p
Blue Care Toowoomba Residential Aged Care Facility	Queensland	0	<6	<6	6
Bolton Clarke Cazna Gardens	Queensland	0	30	16	46
Bolton Clarke Centaur	Queensland	0	<6	<6	8
Bolton Clarke Fairview	Queensland	0	<6	6	n/p
Bolton Clarke Fernhill	Queensland	0	<6	<6	<6
Bolton Clarke Inverpine	Queensland	0	6	<6	n/p
Bribie Cove	Queensland	0	<6	7	n/p
Burpengary Manor Aged Care	Queensland	0	<6	<6	<6
Caravonica Waters	Queensland	<6	26	12	38
Carramar Aged Care	Queensland	<6	<6	<6	<6
Estia Health Pacific Paradise	Queensland	0	0	<6	<6
Estia Health Twin Waters	Queensland	<6	70	30	100
Glasshouse Views	Queensland	0	0	<6	<6
Harbour Quays Residential Aged Care	Queensland	0	<6	0	<6

Service Name	State	Resident Deaths	Resident Cases	Staff Cases	Total Cases
Holland Park Aged Care	Queensland	0	<6	0	<6
Infinite Care Edmonton Gardens	Queensland	0	23	<6	n/p
Keperra Sanctuary Hostel	Queensland	0	<6	<6	8
Lodges on George	Queensland	0	<6	0	<6
Lutheran Services - Salem	Queensland	0	8	<6	n/p
MiCare Prins Willem Alexander Lodge	Queensland	0	43	7	50
Mt Lofty Nursing Home	Queensland	0	11	<6	n/p
Murroona Gardens	Queensland	0	<6	6	n/p
Nanyima Aged Care	Queensland	0	<6	8	n/p
NewDirection Care at Bellmere	Queensland	0	12	10	22
Ningana	Queensland	0	8	<6	n/p
North Lakes Terrace Care Community	Queensland	<6	55	22	77
North Rockhampton Nursing Centre	Queensland	0	<6	<6	<6
Oxley Grove Care Community	Queensland	0	<6	0	<6
Ozcare - Toowoomba	Queensland	0	<6	<6	<6
Ozcare Bakhita Villa Aged Care Facility	Queensland	0	15	9	24
Ozcare Sarina Aged Care	Queensland	0	<6	<6	<6
Palm Lake Care Bargara	Queensland	0	<6	<6	<6
PresCare - Alexandra Gardens	Queensland	0	0	<6	<6
Regis Birkdale	Queensland	0	<6	<6	<6
Regis Kuluin	Queensland	0	<6	0	<6
Regis Salisbury	Queensland	0	8	<6	n/p
Seabrook	Queensland	0	17	13	30
St Vincent's Care Corinda	Queensland	0	<6	0	<6
Sunrise Beach Aged Care	Queensland	0	<6	0	<6
Villa Maria Centre	Queensland	<6	25	16	41
Villa Maria Eastern Heights	Queensland	0	<6	<6	<6

Service Name	State	Resident Deaths	Resident Cases	Staff Cases	Total Cases
ACH Group Residential Care - Highercombe	South Australia	<6	17	<6	n/p
ACH Group Residential Care - Kapara	South Australia	0	<6	0	<6
Alwyndor Aged Care	South Australia	0	<6	0	<6
Ardrossan Community Hostel	South Australia	0	<6	<6	<6
Barunga Village Incorporated	South Australia	0	<6	9	n/p
Bene Aged Care - The Italian Village	South Australia	0	<6	<6	6
Bene St Pauls	South Australia	0	<6	7	n/p
Boandik Kessal	South Australia	0	16	10	26
Boandik St Mary's	South Australia	<6	24	17	41
Bucklands Residential Care	South Australia	0	10	<6	n/p
Calvary Flora McDonald Retirement Community	South Australia	0	<6	<6	8
Christies Beach Residential Care Services	South Australia	<6	35	22	57
Eldercare Acacia Court	South Australia	0	29	15	44
Eldercare Allambi	South Australia	<6	29	9	38
Eldercare Evanston Park	South Australia	0	<6	<6	6
Estia Health Burton	South Australia	0	27	10	37
Estia Health Craigmore	South Australia	0	34	9	43
Estia Health Flagstaff Hill	South Australia	0	<6	0	<6
Estia Health Golden Grove	South Australia	0	48	14	62
Estia Health Kensington Gardens	South Australia	0	<6	<6	<6
Estia Health Strathalbyn	South Australia	0	6	<6	n/p
Fullarton Lutheran Homes	South Australia	0	19	0	19
Healthia	South Australia	0	<6	0	<6
Helping Hand Aged Care - Carinya	South Australia	0	<6	0	<6
Helping Hand Aged Care - Ingle Farm	South Australia	0	31	6	37
Helping Hand Aged Care - Lightsview	South Australia	0	<6	6	n/p
Helping Hand Aged Care - Mawson Lakes Facility	South Australia	0	12	9	21

Service Name	State	Resident Deaths	Resident Cases	Staff Cases	Total Cases
Joslin Manor Care Community	South Australia	0	<6	<6	<6
Kara House	South Australia	<6	<6	<6	6
Klemzig Residential Care Services	South Australia	<6	26	9	35
Longridge Aged Care	South Australia	0	10	<6	n/p
Mary Cecelia Hart Court Hostel	South Australia	0	21	17	38
Matthew Flinders Home Inc	South Australia	0	25	19	44
McCracken Views Residential Care	South Australia	0	<6	<6	<6
Naracoorte Health Service	South Australia	0	<6	<6	7
Oaklands Park Lodge Residential Care	South Australia	<6	7	0	7
Regis Marleston	South Australia	0	20	9	29
Resthaven Bellevue Heights	South Australia	0	11	<6	n/p
Resthaven Mount Gambier	South Australia	0	<6	<6	8
Resthaven Paradise	South Australia	0	14	<6	n/p
Ridleyton Greek Home for the Aged	South Australia	0	24	13	37
Romani	South Australia	0	6	<6	n/p
Sandpiper Lodge Residential Care	South Australia	0	28	10	38
St Basil's Aegean Village	South Australia	0	16	<6	n/p
St Joseph's House	South Australia	0	14	12	26
UnitingSA Hawksbury Gardens Aged Care	South Australia	0	<6	0	<6
UnitingSA Seaton Aged Care	South Australia	0	13	6	19
UnitingSA Wesley House Aged Care	South Australia	0	<6	<6	<6
UnitingSA West Lakes Aged Care	South Australia	0	<6	<6	7
UnitingSA Westminster Village Aged Care	South Australia	0	19	<6	n/p
West Beach Residential Care	South Australia	0	9	<6	n/p
Baptcare Karingal Community Care	Tasmania	0	<6	<6	7
Calvary Sandhill	Tasmania	0	8	7	15
Campbell Town Health and Community Services	Tasmania	0	7	11	18

Service Name	State	Resident Deaths	Resident Cases	Staff Cases	Total Cases
Corumbene Hostel	Tasmania	0	<6	<6	<6
Korongee	Tasmania	0	<6	0	<6
May Shaw Residential Aged Care	Tasmania	0	<6	<6	6
Melaleuca Home For The Aged	Tasmania	0	<6	10	n/p
Snug Village	Tasmania	0	24	10	34
St Ann's	Tasmania	0	8	6	14
Wellington Views	Tasmania	0	<6	<6	9
Aberlea Inc	Victoria	0	12	17	29
Arcare Carnegie	Victoria	0	9	<6	n/p
Arcare Castlemaine	Victoria	0	6	<6	n/p
Arcare Hillside	Victoria	0	<6	<6	6
Arcare Maidstone	Victoria	0	24	6	30
Arcare Parkview Malvern East	Victoria	0	<6	<6	<6
Arcare Point Lonsdale	Victoria	0	<6	<6	<6
Arcare Portarlington	Victoria	0	22	<6	n/p
Arpad Aged Care	Victoria	0	10	<6	n/p
Avoca Hostel	Victoria	0	<6	<6	<6
Avoca Nursing Home	Victoria	0	<6	<6	<6
Bairnsdale Parklands Care Community	Victoria	0	6	6	12
Banawah	Victoria	0	<6	<6	<6
Banfields Aged Care	Victoria	0	<6	<6	7
Baptcare - Northaven Community	Victoria	0	6	<6	n/p
Baptcare Abbey Gardens Community	Victoria	0	9	<6	n/p
Baptcare Brookview Community	Victoria	0	<6	0	<6
Baptcare Coasthaven Community	Victoria	0	<6	0	<6
Baptcare Peninsula View Community	Victoria	0	<6	0	<6
Baptcare Wyndham Lodge Community	Victoria	0	<6	0	<6

Service Name	State	Resident Deaths	Resident Cases	Staff Cases	Total Cases
Baw Baw Views	Victoria	0	15	<6	n/p
Benetas Corowa Court	Victoria	0	<6	<6	<6
Berengarra	Victoria	0	<6	<6	<6
Bindaree Retirement Centre	Victoria	0	11	9	20
BlueCross Autumdale	Victoria	0	13	<6	n/p
BlueCross Chelsea Manor	Victoria	0	32	<6	n/p
BlueCross Hansworth	Victoria	0	<6	0	<6
BlueCross Karinya Grove	Victoria	0	<6	0	<6
BlueCross Sheridan Hall Brighton	Victoria	0	<6	0	<6
Bupa Caulfield	Victoria	0	<6	<6	<6
Bupa Coburg	Victoria	0	14	<6	n/p
Bupa Eastwood	Victoria	0	12	9	21
Bupa Portland	Victoria	0	<6	8	n/p
Bupa South Morang	Victoria	0	<6	<6	6
Bupa Wodonga	Victoria	0	13	13	26
Calvary Balmoral Grove	Victoria	0	33	17	50
Calvary George Vowell	Victoria	<6	11	<6	n/p
Calvary Kelaston	Victoria	<6	14	7	21
Calvary Kingston Gardens	Victoria	0	17	<6	n/p
Calvary Mirridong	Victoria	0	0	<6	<6
Calvary Narracan Gardens	Victoria	0	<6	0	<6
Calvary Rosanna Views	Victoria	0	9	<6	n/p
Calvary Rye Sands	Victoria	0	<6	<6	<6
Calvary Scottvale	Victoria	0	7	<6	n/p
Calvary Strzelecki House	Victoria	0	10	8	18
Calvary The Highbury	Victoria	0	13	<6	n/p
Camberwell Green	Victoria	0	13	13	26

Service Name	State	Resident Deaths	Resident Cases	Staff Cases	Total Cases
Campbell Place	Victoria	0	<6	0	<6
Cardinia Community Aged Care	Victoria	0	18	8	26
CCSSCI - On Luck Chinese Nursing Home	Victoria	0	<6	<6	7
Cooinda Village Inc	Victoria	<6	21	11	32
Coppin Centre	Victoria	0	10	<6	n/p
Corryong MPS	Victoria	0	<6	7	n/p
Craigcare Moonee Ponds	Victoria	0	13	11	24
Craigcare Pascoe Vale	Victoria	0	17	<6	n/p
Craigcare Plumpton Villa	Victoria	0	39	9	48
Dimboola District Hospital Nursing Home Unit	Victoria	0	<6	<6	<6
Donwood Nursing Home	Victoria	0	16	<6	n/p
Doutta Galla Avondale Heights Aged Care Facility	Victoria	0	6	0	6
Doutta Galla Grantham Green Aged Care Facility	Victoria	0	6	0	6
Drysdale Grove	Victoria	0	21	13	34
Embracia in Reservoir	Victoria	0	17	<6	n/p
Emerald Hill Residence	Victoria	<6	11	<6	n/p
Emmavale Gardens	Victoria	<6	19	<6	n/p
Epping Gardens	Victoria	0	41	<6	n/p
Epping Meadows Care Community	Victoria	0	6	0	6
Estia Health Altona Meadows	Victoria	0	<6	0	<6
Estia Health Bannockburn	Victoria	0	<6	0	<6
Estia Health Benalla (Thomas St)	Victoria	0	35	14	49
Estia Health Coolaroo	Victoria	0	12	<6	n/p
Estia Health Glen Waverley	Victoria	0	<6	<6	6
Estia Health Mount Clear	Victoria	<6	31	12	43
Estia Health Plenty Valley	Victoria	0	29	<6	n/p
Estia Health Ringwood	Victoria	0	55	18	73

Service Name	State	Resident Deaths	Resident Cases	Staff Cases	Total Cases
Estia Health Wattle Glen	Victoria	0	23	6	29
Estia Health Wodonga	Victoria	0	7	<6	n/p
Estia Health Yarra Valley	Victoria	0	<6	<6	<6
Fairway Bayside Aged Care	Victoria	0	<6	0	<6
Ferndale Gardens Aged Care Services	Victoria	0	<6	0	<6
Forest Lodge Residential Aged Care	Victoria	0	<6	0	<6
Froniditha Clayton Aged Care	Victoria	0	9	<6	n/p
Froniditha Thalpori Aged Care Services - St Albans	Victoria	<6	43	8	51
Geoffrey Cutter Centre	Victoria	0	<6	<6	<6
Glenarm Nursing Home	Victoria	0	8	<6	n/p
Grace Villa Aged Care	Victoria	0	0	<6	<6
GraniteHill Aged Care	Victoria	0	<6	11	n/p
Grant Lodge Aged Care Facility	Victoria	0	17	12	29
Hailey House Hostel	Victoria	0	9	7	16
Harmony Village Inc	Victoria	0	47	15	62
Havilah on Palmerston	Victoria	0	9	14	23
Hepburn House	Victoria	<6	23	20	43
Homestead Estate Residential Aged Care	Victoria	0	6	0	6
Homewood Residential Aged Care	Victoria	0	36	0	36
Illoura - Residential Aged Care	Victoria	0	15	8	23
Isomer Aged Care Facility	Victoria	0	<6	<6	7
Jack Lonsdale Lodge	Victoria	0	16	6	22
John Curtin Aged Care	Victoria	0	<6	0	<6
Keilor East Manor Care Community	Victoria	0	<6	0	<6
Kellock Lodge	Victoria	0	13	8	21
Killara Hostel	Victoria	0	<6	<6	7
Lakeview Lodge Hostel	Victoria	0	8	9	17

Service Name	State	Resident Deaths	Resident Cases	Staff Cases	Total Cases
Langford Grange	Victoria	0	9	<6	n/p
Langwarrin Community Aged Care	Victoria	0	<6	<6	<6
Latrobe Valley Village Hostel	Victoria	0	25	15	40
Lifeview Emerald Glades	Victoria	0	<6	<6	7
Lionsbrae Hostel	Victoria	0	12	<6	n/p
Lyndoch Nursing Home	Victoria	0	19	7	26
Maculata Place	Victoria	0	6	<6	n/p
MannaCare - Cassia House	Victoria	<6	24	<6	n/p
Margery Cole Residential Care Service	Victoria	0	6	<6	n/p
McGregor Gardens Aged Care	Victoria	0	9	6	15
Melaleuca Aged Care	Victoria	0	<6	0	<6
Mercy Health Bethlehem Home For The Aged	Victoria	0	<6	0	<6
Mercy Place Keon Park	Victoria	0	13	<6	n/p
Mercy Place Lynbrook	Victoria	0	<6	<6	7
Mercy Place Parkville	Victoria	<6	63	18	81
Mercy Place Templestowe	Victoria	0	15	0	15
MiCare Avondrust Lodge	Victoria	0	<6	0	<6
Mooroopna Place Residential Aged Care Service	Victoria	0	9	6	15
Nazareth House Camberwell	Victoria	0	20	10	30
Nellie Melba Retirement Village	Victoria	0	13	0	13
Ottrey Lodge	Victoria	0	13	6	19
Oxa Care	Victoria	0	26	9	35
Park Lane Croydon	Victoria	0	26	7	33
Rathdowne Place	Victoria	0	8	<6	n/p
Regis Alawarra Lodge	Victoria	0	7	<6	n/p
Regis Armadale	Victoria	0	7	<6	n/p
Regis Dandenong North	Victoria	0	20	0	20

Service Name	State	Resident Deaths	Resident Cases	Staff Cases	Total Cases
Regis Rosebud	Victoria	0	<6	<6	9
Regis Sunraysia	Victoria	<6	9	<6	n/p
Riddell Gardens Hostel	Victoria	<6	21	0	21
Rosebank Nursing Home	Victoria	0	<6	8	n/p
Salisbury House Nursing Home	Victoria	0	7	<6	n/p
Samarinda Lodge	Victoria	0	16	<6	n/p
San Carlo Homes for the Aged	Victoria	0	8	<6	n/p
Sea Views Manor	Victoria	0	18	<6	n/p
Seymour District Nursing Home	Victoria	0	<6	<6	8
St Basil's Homes for the Aged in Victoria	Victoria	0	20	<6	n/p
St John's	Victoria	<6	58	32	90
St Paul's Hostel for the Elderly	Victoria	0	<6	<6	6
Sunlight Residential Aged Care	Victoria	0	33	0	33
Sunset Views Manor	Victoria	0	<6	0	<6
Swan Hill District Nursing Home	Victoria	0	10	<6	n/p
Talbot Place Aged Care Facility	Victoria	0	<6	0	<6
Templestowe Grove Care Community	Victoria	0	12	7	19
The Heights Donvale	Victoria	0	16	0	16
Traralgon Aged Care	Victoria	0	17	13	30
Trentham Hostel	Victoria	0	<6	8	n/p
Trentham Nursing Home	Victoria	0	9	8	17
Twin Parks Aged Care Centre	Victoria	0	22	13	35
Uniting AgeWell Strath-Haven	Victoria	<6	21	10	31
Vasey RSL Care Brighton	Victoria	0	15	7	22
Vasey RSL Care Bundoora	Victoria	0	18	6	24
Victoria Grange Residential Aged Care Facility	Victoria	0	<6	<6	<6
Villa Maria Catholic Homes Berwick Aged Care Residence	Victoria	0	<6	0	<6

Service Name	State	Resident Deaths	Resident Cases	Staff Cases	Total Cases
Villa Maria Catholic Homes Bundoora Aged Care Residence	Victoria	0	12	<6	n/p
Villa Maria Catholic Homes Corpus Christi Aged Care Residence	Victoria	0	6	0	6
Villa Maria Catholic Homes Shanagolden Aged Care Residence	Victoria	0	12	<6	n/p
Village Glen Aged Care Residences - Mornington	Victoria	0	<6	6	n/p
Walmsley Aged Care	Victoria	0	22	<6	n/p
Warrandyte Gardens Care Community	Victoria	0	10	7	17
Warrnambool Place Care Community	Victoria	0	13	9	22
Warrnambool Riverside Care Community	Victoria	0	<6	0	<6
Waverley Valley Care Community	Victoria	0	43	11	54
Western Port Bay Care Community	Victoria	<6	10	<6	n/p
Westgate Aged Care Facility	Victoria	0	7	7	14
Wharparilla Lodge	Victoria	0	9	11	20
Yackandandah Health Residential Aged Care	Victoria	0	6	<6	n/p
Acacia Living Group Meadow Springs Aged Care Facility	Western Australia	0	6	<6	n/p
Acacia Living Group Menora Gardens Aged Care Facility	Western Australia	0	19	10	29
Aegis Banksia Park	Western Australia	0	<6	<6	<6
Aegis Ellenvale	Western Australia	0	6	<6	n/p
Aegis Greenfields	Western Australia	0	<6	12	n/p
Aegis Hermitage	Western Australia	0	<6	0	<6
Aegis Hilton Park	Western Australia	0	10	<6	n/p
Aegis Montgomery	Western Australia	0	16	7	23
Aegis Shoalwater	Western Australia	0	40	33	73
Aegis Shorehaven	Western Australia	<6	30	12	42
Alfred Cove Care Community	Western Australia	0	26	10	36
Alice Ross-King Care Centre	Western Australia	0	<6	<6	6
Applecross Shore Care Community	Western Australia	0	<6	<6	<6
Baptistcare Bethel	Western Australia	0	12	10	22

Service Name	State	Resident Deaths	Resident Cases	Staff Cases	Total Cases
Baptistcare Gracewood	Western Australia	0	6	<6	n/p
Baptistcare Morrison Gardens	Western Australia	0	16	11	27
Baptistcare William Carey Court	Western Australia	0	<6	<6	6
Bethanie Beachside	Western Australia	0	<6	<6	8
Bethanie Gwelup	Western Australia	0	16	<6	n/p
Brightwater Inglewood	Western Australia	<6	23	7	30
Brightwater Redcliffe	Western Australia	<6	30	<6	n/p
Brightwater The Cove	Western Australia	0	14	11	25
Bunbury Gardens Care Community	Western Australia	0	<6	<6	<6
Burswood Care Annie Bryson McKeown Lodge	Western Australia	0	12	<6	n/p
Carmel Roshana Care	Western Australia	0	<6	<6	6
City of Bayswater Hostel	Western Australia	0	19	6	25
Craigcare Maylands	Western Australia	0	25	14	39
David, Gita and Michael Hoffman Nursing Home	Western Australia	0	<6	<6	6
Frank Prendergast House	Western Australia	0	<6	<6	<6
Geegeelup Aged Care Facility	Western Australia	0	0	<6	<6
Goomalling MPS	Western Australia	0	<6	6	n/p
Guildford Village	Western Australia	0	<6	<6	<6
J E Murray Home	Western Australia	0	<6	<6	6
Joseph Cooke House	Western Australia	0	6	<6	n/p
Juniper Hayloft	Western Australia	0	<6	<6	<6
Juniper Hillcrest	Western Australia	0	12	10	22
Juniper Sarah Hardey	Western Australia	0	<6	<6	6
Juniper St David's	Western Australia	0	12	<6	n/p
Juniper The Residency	Western Australia	0	<6	<6	8
Karlarra House	Western Australia	0	9	<6	n/p
Lady McCusker Home	Western Australia	0	<6	0	<6

Service Name	State	Resident Deaths	Resident Cases	Staff Cases	Total Cases
Lefroy Care Centre	Western Australia	0	25	<6	n/p
Mercy Place Lathlain	Western Australia	0	<6	<6	<6
MYVISTA Balcatta	Western Australia	0	<6	<6	<6
Nazareth House Geraldton	Western Australia	0	14	12	26
Peter Arney Home	Western Australia	0	7	<6	n/p
Plantagenet MPS	Western Australia	0	<6	<6	<6
Regents Garden Aubin Grove	Western Australia	<6	10	0	10
Regents Garden Residential Aged Care Resort - Lake Joondalup	Western Australia	0	10	6	16
Regis Bunbury	Western Australia	0	26	14	40
Regis Como	Western Australia	0	<6	<6	7
Regis North Fremantle	Western Australia	0	10	<6	n/p
Regis Woodlands	Western Australia	0	25	<6	n/p
Rosewood Care West Perth	Western Australia	0	<6	<6	9
Seaforth Gardens Senior Citizens' Residence	Western Australia	0	7	<6	n/p
Southern Cross MPS	Western Australia	0	7	10	17
Villa Pelletier Hostel	Western Australia	0	16	7	23
Vivian Bullwinkel Lodge	Western Australia	0	13	7	20
York MPS	Western Australia	0	7	<6	n/p