



COVID-19 outbreaks in Australian residential aged care homes

National snapshot

As at 8:00 am 27 June 2024, there are 3,429 active COVID-19 cases reported in 406 active outbreaks in residential aged care homes (RACHs) across Australia. There has 151 new outbreaks, 47 new resident deaths and 2,897 combined new resident and staff cases reported since 20 June 2024.

Table 1: Aged Care COVID-19 data as at 8.00am 27 June 2024¹

Category	Active ²	Change in active (7 days)	Cumulative Total	Cumulative increase (7 days)
Outbreaks ³	406	-27	21,818	151
RACHs affected	406	-27	2,885	2
Resident cases ⁴	2,429	-240	212,358	2,061
Resident deaths	N/A	N/A	6,783	47
Staff cases	1,000	16	116,282	836

Residential aged care homes with active outbreaks are included in [Appendix](#).

Table 2: Overview of active outbreaks in Australia

	ACT	NSW	NT	QLD	SA	TAS	VIC	WA	Total
Total RACHs with outbreaks	6	149	4	60	46	14	110	17	406
Total number of active resident cases	45	1,116	36	308	223	62	587	52	2,429
Total number of active staff cases	9	463	5	152	91	21	242	17	1,000
Total outbreaks opened in previous 7 days	0	52	2	23	15	3	41	15	151
Total outbreaks closed in previous 7 days	2	60	0	28	23	4	41	16	174

¹ Outbreak opening and closure includes changes in the status of exposure sites to outbreaks (and vice versa), which are applied retrospectively to facility records. New case information can also change the status of a recovered site back to an active outbreak site. As a result, changes in active outbreak status may not align with day-on-day variations to active totals. These adjustments will also affect the number of cases in staff and residents reported each week.

² Active residents and staff cases are the total currently positive cases in active outbreaks

³ An outbreak is considered to be active pending advice from the relevant Public Health Unit. An outbreak is defined as at least 1 (one) positive case in a resident or 2+ cases in staff.

⁴ Case numbers and numbers of deaths are dependent upon reporting from RACHs and validation of deaths from state and territory governments. This is subject to change as further information is provided.

Figure 1: National outbreak trends in aged care

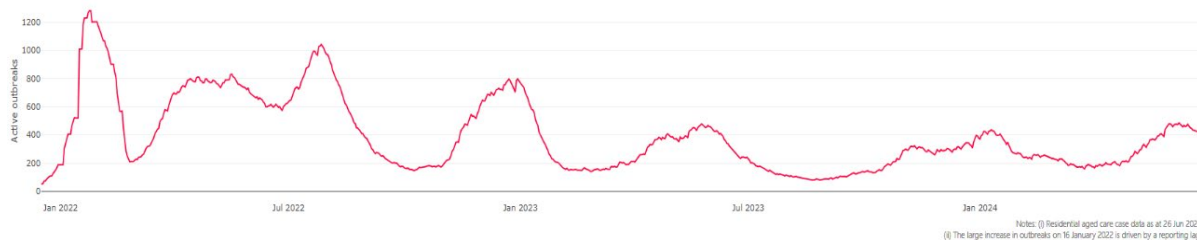
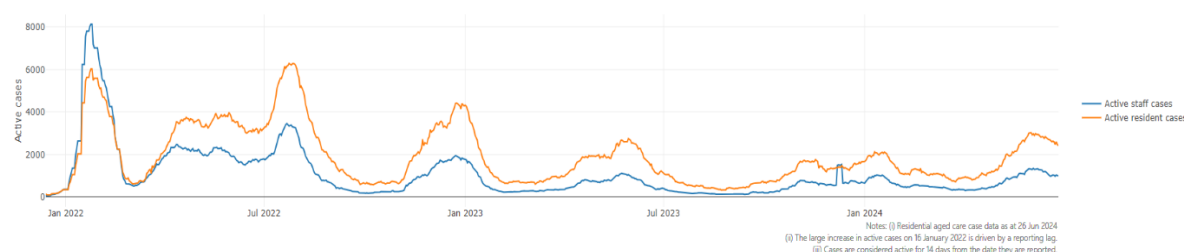


Figure 2: Trends in aged care cases – December 2021 to present



Mortality

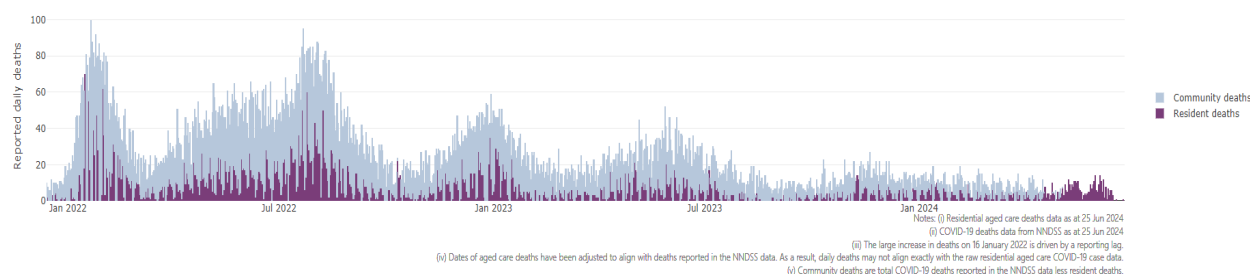
For the period of 1 January 2024 to 27 June 2024, COVID-19 is recorded as the cause of death in 2.2% of all deaths in permanent residents in aged care homes.

Since the beginning of the Omicron outbreak in mid-December⁵ 2021, there have been 150,616 deaths in residential aged care from all causes (report period from 15 December 2021 to 22 June 2024)⁶. COVID-19 deaths account for 3.9% of this figure.

There has been a decrease year on year for the rate of case fatality⁷, from a 33% case fatality rate in resident COVID-19 cases in 2020 to 3.3% in 2022 and 1.7% currently.

Over the course of the pandemic, all-cause excess mortality in residential aged care was below expected numbers in 2020, and within expected range in 2021. In the first half of 2022, all-cause excess mortality in residential aged care was above the expected range. Excess mortality for the second half of the 2022 is yet to be finalised.

Figure 3: COVID-19 deaths in RACHs overlaid with community deaths



⁵ The Omicron outbreak start date has been redefined from late November 2021 to mid-December 2021. Changes have been made to align reporting with the start date of Omicron published in the department's external facing Epidemiology report.

⁶ The department is now accessing aged care deaths data from the SIEBEL dataset. Figures are live and subject to change. Source: Department of Health and Aged Care unpublished data / SIEBEL dataset.

⁷ Case fatality calculated as total reported resident COVID-19 deaths divided by total resident COVID-19 cases.

Workforce in active residential aged care outbreaks

As at 27 June 2024, surge workforce providers report a total of 195,090 shifts in aged care services impacted by COVID-19. These shifts include roles for GPs, nurses, care workers, allied health workers, executive and ancillary staff. In the past 7 days (from 20 June 2024) surge workforce providers have assisted 24 residential aged care homes and filled 345 shifts in aged care services.

Table 3: Workforce resources supplied to RACHs

Workforce provider	Total shifts	Previous 7 days
Aspen Medical	30,570	65
HealthX	35,070	244
Randstad	706	56
Recruitment, Consulting and Staffing Association	103,905	N/A
Healthcare Australia (Workforce Surge)	15,777	N/A
Healthcare Australia (NACER)	2,295	N/A
Mable	2,711	N/A
Torrens	4,056	N/A

**Note: Workforce providers currently with ceased contracts are displayed as N/A.*

The Australian Defence Force provided support to a total of 542 residential aged care homes between February and September 2022. The ADF deployment ceased on 30 September 2022.

Oral antiviral treatments

Distribution of the oral anti-viral Lagevrio (Molnupiravir) commenced on 6 February 2022 to all RACHs with outbreak sites prioritised for delivery. The National Medical Stockpile has deployed 48,269 treatment courses of Lagevrio (Molnupiravir) to RACHs.

119,461 prescriptions for Lagevrio (Molnupiravir) have been issued to residents in RACHs, with a further 13,469 prescriptions for Paxlovid (nirmatrelvir + ritonavir) also issued since 28 February 2022 and up to 31 May 2024.

**Note: Oral antiviral data is only being updated monthly.*

Vaccination in RACHs

On 29 February 2024, recommendations for 2024 COVID-19 vaccinations were released. Recommended doses for the program in 2024 are based on an individual's age and level of severe immunocompromise.

In 2024, those aged 75 years and over are recommended to get a COVID-19 vaccine dose every 6 months. Those aged over 65 years of age, and adults with severe immunocompromise are recommended to receive a COVID-19 vaccine dose every 12 months and are eligible to receive a COVID-19 vaccine dose every 6 months based on individual risk-benefit assessments. All other adults can receive a single dose this year.

Recommendations can be found on the Department of Health and Aged Care (department) website at:

<https://www.health.gov.au/our-work/covid-19-vaccines/getting-your-vaccination/booster-doses>.

People are encouraged to seek vaccination advice from their healthcare providers, specific to their circumstances.

People living in residential aged care are a high priority for the Government's COVID-19 vaccination program.

Older age remains the biggest risk factor for severe COVID-19 disease. Vaccination offers added protection to help reduce the risk of severe illness or hospitalisation of aged care residents.

The department is working with both the aged care and primary care sectors to ensure residents have access to the COVID-19 vaccine. The department continues to target support for RACHs to arrange COVID-19 vaccinations with local primary care providers such as GPs, community pharmacists and Aboriginal Community Controlled Health Services.

As at 26 June 2024:

- 61.0% of aged care residents have received a booster dose in the last 12 months.
- For residents over the age of 75:
 - 64.0k (38.4%) aged care residents received a booster dose in the last 6 months.
- 12,567 vaccine doses were administered to aged care residents in the last month (compared to 8,718 in the month prior).

Table 4: Aged care COVID-19 Booster Doses (data as at 26 June 2024)

Jurisdiction	Received booster in last 6 months	
	Residents vaccinated	% of residents vaccinated
National	64,010	38.4%
NSW	19,861	37.0%
VIC	17,370	40.4%
QLD	12,445	37.0%
WA	5,674	37.0%
SA	5,741	39.3%
TAS	1,763	45.9%
ACT	1,014	47.0%
NT	<200	40.7%

Data in this report is sourced from Australian Immunisation Register (AIR) data of residents in permanent residential aged care homes.

An updated data methodology was implemented on 27 May 2024. Aged Care AIR data as at 26 June 2024: Matched AIR data uses a snapshot of permanent residents in residential aged care homes as at 31 December 2023. The Residential Aged Care Facility (RACF) Recipient ID to Medicare PIN linkage file was uploaded into Health Enterprise Data Warehouse on 17 January 2024 which linked Medicare Consumer Directory data as at 30 June 2023 and RACF recipient data as at 31 October 2023.

Note: Booster doses in this report refer to any dose 2 or above administered to an individual.

Infection control and audit

The Aged Care Quality and Safety Commission (Commission) conducts site audits and assessment contacts (site and non-site) to monitor and assess residential aged care services against the Aged Care Quality Standards (see Table 5 below). This may include conducting infection control monitoring (ICM) spot checks.

An ICM spot check involves an on-site visit to residential aged care services, without an outbreak, to observe infection control practices, to ensure that staff, management, and visitors are adhering to safe personal protective equipment protocols and to safe infection control arrangements, as required under the Quality Standards.

As at 27 June 2024, the Commission had conducted 6,049 ICM spot checks to observe infection control practices and PPE protocols in RACHs.

Table 5: Total quality assessment and monitoring activities with residential services (including IPC), by type and month 1 March 2020 to 27 June 2024

Regulatory Activities	2019-20 (1 Mar - 30 Jun 2020)	2020-21	2021-22	2022-23	2023-24 (to 27 June)	Total
Site visits	318	3,452	1,732	3,814	2,852	12,168
Non-site activities	3,709	8,381	6,665	1,413	481	20,659
Total activities	4,027	11,833	8,397	5,227	3,333	32,827

Appendix: National residential aged care homes (RACHs) with active outbreaks COVID-19

Please note, information reported in this table has been directly reported to the department by RACHs.

'Total cases' refers to all staff and resident cases associated with the active outbreak and may not reflect the count of currently active cases.

Where numbers have been incorrectly reported, RACHs are able to correct these in the COVID-19 Support Portal through My Aged Care.

Where a RACH is reporting less than six resident or staff cases or less than six deaths, data has been suppressed to protect the privacy of affected individuals (note that "n/p" indicates data is not provided to protect privacy).

Data below for individual services is as at 27 June 2024.

Service Name	State	Resident Deaths	Resident Cases	Staff Cases	Total Cases
Bill McKenzie Gardens	Australian Capital Territory	0	49	0	49
Goodwin Monash	Australian Capital Territory	0	<6	<6	<6
Mountain View Aged Care Plus Centre	Australian Capital Territory	<6	14	<6	n/p
Uniting Amala Gordon ACT	Australian Capital Territory	0	33	6	39
Uniting Mirinjani Weston ACT	Australian Capital Territory	0	30	8	38
Warrigal Hughes	Australian Capital Territory	0	23	<6	n/p
Abbey House Aged Care	New South Wales	0	15	0	15
ACDMA Aged Care Services	New South Wales	0	<6	0	<6
Albert Moore Gardens	New South Wales	0	8	<6	n/p
Anglican Care Jesmond Grove	New South Wales	0	16	7	23
Anglican Care Mirrabooka Place	New South Wales	0	22	10	32
Anglicare Lemongrove Gardens	New South Wales	<6	6	<6	n/p
Annandale Grove Care Community	New South Wales	0	39	6	45
Anthem	New South Wales	0	9	0	9
Arcare Kanwal	New South Wales	0	<6	<6	<6
Ascott Gardens	New South Wales	<6	6	8	14
Ashwood Residential Care Service	New South Wales	0	<6	<6	6
Bangalore Retreat	New South Wales	0	10	<6	n/p
Bankstown Terrace Care Community	New South Wales	0	<6	<6	n/p

Service Name	State	Resident Deaths	Resident Cases	Staff Cases	Total Cases
BaptistCare Bethshan Gardens Centre	New South Wales	0	11	13	24
BaptistCare George Forbes House	New South Wales	0	<6	7	n/p
BaptistCare Kularoo Centre	New South Wales	0	22	<6	n/p
BaptistCare Niola Centre	New South Wales	0	31	18	49
BaptistCare Warena Centre	New South Wales	0	<6	0	<6
Bayview Treetops Care Community	New South Wales	0	<6	0	<6
BlueWave Living	New South Wales	0	13	<6	n/p
Borella House	New South Wales	0	16	16	32
Boronia House	New South Wales	0	<6	0	<6
Brentwood Residential Aged Care Facility	New South Wales	0	11	0	11
Bupa Waratah	New South Wales	0	9	<6	n/p
Calvary Albury & District	New South Wales	0	17	6	23
Calvary Ryde Retirement Community - Mary Potter Residential Care	New South Wales	0	11	<6	n/p
Calvary St Francis Retirement Community	New South Wales	0	<6	0	<6
Calvary The Brelsford	New South Wales	0	27	8	35
Cameron Park Care Community	New South Wales	0	14	7	21
Carino Care at Rockdale	New South Wales	<6	8	<6	n/p
Casa Mia Aged Care Centre	New South Wales	0	8	<6	n/p
CASS Residential Aged Care Facility	New South Wales	0	<6	0	<6
Catholic Healthcare Emmaus Village	New South Wales	0	10	<6	n/p
Catholic Healthcare Holy Spirit Aged Care	New South Wales	<6	6	<6	n/p
Catholic Healthcare Holy Spirit Croydon	New South Wales	<6	20	<6	n/p
Catholic Healthcare Jemalong Residential Village	New South Wales	0	<6	0	<6
Catholic Healthcare Macquarie Care Centre	New South Wales	0	9	6	15
Catholic Healthcare Maranatha Lodge	New South Wales	0	<6	<6	<6
Catholic Healthcare St Catherine's Aged Care	New South Wales	0	11	<6	n/p

Service Name	State	Resident Deaths	Resident Cases	Staff Cases	Total Cases
Catholic Healthcare St Francis Aged Care	New South Wales	0	20	<6	n/p
Catholic Healthcare The Sister Anne Court Aged Care	New South Wales	0	<6	0	<6
Cheltenham House Aged Care Facility	New South Wales	0	<6	0	<6
Coffs Harbour Grange Care Community	New South Wales	0	55	24	79
Coffs Harbour Legacy Nursing Home	New South Wales	0	<6	<6	6
Crowley Retirement Village	New South Wales	0	<6	<6	8
Dellacourt	New South Wales	0	34	24	58
Denhams Beach Care Community	New South Wales	0	15	22	37
Estia Health Bankstown	New South Wales	0	13	<6	n/p
Estia Health Dalmeny	New South Wales	0	11	7	18
Estia Health Epping - The Poplars	New South Wales	0	0	<6	<6
Estia Health Forster	New South Wales	0	20	6	26
Estia Health Kilbride	New South Wales	0	<6	<6	<6
Estia Health St Ives	New South Wales	0	14	<6	n/p
Estia Health Tea Gardens	New South Wales	0	14	15	29
Estia Health Tuncurry	New South Wales	0	32	16	48
Feros Village Bangalow	New South Wales	<6	11	<6	n/p
Gallipoli Home	New South Wales	<6	26	6	32
Garrawarra Centre	New South Wales	<6	28	33	61
Glenmore Park Care Community	New South Wales	0	13	9	22
Goondee Aged Care Home	New South Wales	0	<6	0	<6
Grasmere Terrace	New South Wales	0	23	9	32
HammondCare - Erina	New South Wales	<6	11	0	11
Hawkesbury Living Pty Limited	New South Wales	0	0	<6	<6
Heritage Illawong	New South Wales	<6	47	<6	n/p
Hill View House Aged Care Facility	New South Wales	0	15	7	22

Service Name	State	Resident Deaths	Resident Cases	Staff Cases	Total Cases
Hunters Hill Montefiore Home	New South Wales	0	13	16	29
Indochinese Aged Care Services	New South Wales	0	31	16	47
IRT Thomas Holt Kirrawee	New South Wales	0	19	<6	n/p
IRT William Beach Gardens	New South Wales	0	18	14	32
Jacaranda Grove Hostel	New South Wales	0	29	<6	n/p
James Milson Village North Sydney	New South Wales	0	12	<6	n/p
John Edmondson VC Gardens	New South Wales	0	21	<6	n/p
John Goodlet Manor	New South Wales	<6	7	<6	n/p
Kanwal Gardens Care Community	New South Wales	<6	14	17	31
Killara Glades Care Community	New South Wales	0	<6	<6	6
Killarney Vale Care Community	New South Wales	0	17	15	32
Kintyre Lodge - Dubbo	New South Wales	0	26	<6	n/p
Leigh Place	New South Wales	0	7	0	7
Macleay Valley House	New South Wales	0	21	10	31
Macquarie Lodge Aged Care Plus Centre	New South Wales	0	<6	0	<6
Manly Vale Nursing Home	New South Wales	<6	46	0	46
Marco Polo Aged Care Facility	New South Wales	<6	64	7	71
Marco Polo Woonona Care Services	New South Wales	0	15	12	27
Mark Moran at Warrawee	New South Wales	0	<6	0	<6
Maroba Nursing Home	New South Wales	0	45	21	66
Marsden Park Care Community	New South Wales	0	10	6	16
Mary Potter Nursing Home	New South Wales	0	<6	<6	<6
Mater Christi Aged Care Facility	New South Wales	<6	25	25	50
McMaugh Gardens Hostel	New South Wales	0	14	13	27
Meadowbank Grove Care Community	New South Wales	0	31	<6	n/p
Mercy Place Albury	New South Wales	0	<6	0	<6

Service Name	State	Resident Deaths	Resident Cases	Staff Cases	Total Cases
Miranda Aged Care Facility	New South Wales	<6	15	8	23
Mona Vale House	New South Wales	0	<6	0	<6
Moran Stockton	New South Wales	0	13	8	21
Murrayvale Aged Care	New South Wales	<6	14	9	23
Narrabeen Glades Care Community	New South Wales	0	34	9	43
Norah Head Care Community	New South Wales	0	18	8	26
Oran Park House Aged Care Facility	New South Wales	0	25	0	25
Orana Gardens	New South Wales	0	6	8	14
Our Lady Of Consolation Home	New South Wales	0	<6	<6	<6
Pathways Cronulla Pines	New South Wales	0	19	6	25
Peninsula Villages Ltd	New South Wales	0	17	13	30
Peter Cosgrove House	New South Wales	0	36	9	45
Presbyterian Aged Care - Thornleigh	New South Wales	0	<6	0	<6
Riverwood Hostel	New South Wales	<6	27	9	36
Ron Middleton VC Gardens	New South Wales	0	<6	<6	7
Rosedurnate Aged Care Plus Centre (0130)	New South Wales	0	9	<6	n/p
Ruby Manor	New South Wales	0	<6	0	<6
Russian Relief Association of St Sergius of Radonezh	New South Wales	0	28	<6	n/p
Rutherford Park Care Community	New South Wales	0	7	0	7
S Antonio Da Padova Nursing Home	New South Wales	0	<6	6	n/p
Scalabrini Village Griffith	New South Wales	0	15	<6	n/p
Southern Cross Care Young Residential Aged Care	New South Wales	<6	17	7	24
Southaven Aged Care	New South Wales	0	13	0	13
St Elizabeth Home	New South Wales	0	<6	0	<6
St Patrick's Green	New South Wales	0	19	6	25
St Vincent's Care Services Heathcote	New South Wales	0	19	8	27

Service Name	State	Resident Deaths	Resident Cases	Staff Cases	Total Cases
St Vincent's Care Services Yennora	New South Wales	0	30	13	43
Stanmore Place Care Community	New South Wales	0	<6	0	<6
SWIAA Gardens	New South Wales	0	15	<6	n/p
The Manor Fairfield East	New South Wales	<6	20	9	29
The Whiddon Group - Glenfield - Easton Park	New South Wales	0	7	6	13
The Whiddon Group - Kelso	New South Wales	<6	9	<6	n/p
The Whiddon Group - Maclean	New South Wales	0	<6	<6	7
The Whiddon Group - Narrabri - Robert Young	New South Wales	<6	<6	9	n/p
Thomas and Rosetta Agst Aged Care Facility	New South Wales	0	<6	0	<6
Three Tree Lodge	New South Wales	<6	16	8	24
Tingha Multi-Purpose Service	New South Wales	0	<6	<6	<6
Tingira Hills Care Community	New South Wales	<6	77	38	115
Trundle Multi-Purpose Service	New South Wales	0	<6	<6	8
Turramurra House Nursing Home	New South Wales	0	33	0	33
Tweed River Care Community	New South Wales	0	8	<6	n/p
Uniting Banks Lodge Peakhurst	New South Wales	0	<6	0	<6
Uniting Caroon Jarman Goonellabah	New South Wales	0	<6	<6	7
Uniting Crookwell	New South Wales	0	25	15	40
Uniting Eden	New South Wales	0	29	6	35
Uniting Edinglassie Emu Plains	New South Wales	0	11	<6	n/p
Uniting Farmborough Unanderra	New South Wales	0	<6	0	<6
Uniting Gerringong	New South Wales	0	7	0	7
Uniting Kari Court St Ives	New South Wales	0	<6	0	<6
Uniting Lindsay Gardens Hamilton	New South Wales	0	19	9	28
Uniting Mullauna Blacktown	New South Wales	0	<6	0	<6
Uniting Nareen Gardens Bateau Bay	New South Wales	0	19	10	29

Service Name	State	Resident Deaths	Resident Cases	Staff Cases	Total Cases
Uniting Narla Belmont North	New South Wales	0	30	17	47
Uniting Ronald Coleman Lodge Woollahra	New South Wales	0	<6	0	<6
Uniting Taralga	New South Wales	0	<6	<6	6
Uniting Wesley Heights Manly	New South Wales	0	<6	0	<6
Uniting Wontama Orange	New South Wales	<6	39	29	68
Windermere Aged Care Facility	New South Wales	0	8	<6	n/p
Flynn Lodge	Northern Territory	0	10	<6	n/p
Old Timers	Northern Territory	0	11	0	11
Pearl Supported Care	Northern Territory	0	<6	<6	<6
Regis Tiwi	Northern Territory	0	22	<6	n/p
Adventist Retirement Village - Victoria Pt	Queensland	0	13	7	20
Algerster Lodge	Queensland	0	6	0	6
Anglicare SQ St Martin's Nursing Home	Queensland	0	12	7	19
Anglicare SQ Symes Thorpe Home for the Aged	Queensland	0	19	13	32
Arcare Parkinson	Queensland	0	<6	<6	<6
BallyCara Aged Care	Queensland	0	<6	<6	<6
Bethesda Caring Centre	Queensland	0	34	25	59
Blue Care Bundaberg Riverlea Aged Care Facility	Queensland	0	12	<6	n/p
Blue Care Emerald Avalon Aged Care Facility	Queensland	0	8	<6	n/p
Blue Care Toowoomba Residential Aged Care Facility	Queensland	0	0	8	8
Bolton Clarke Carrington	Queensland	0	0	<6	<6
Bolton Clarke Cazna Gardens	Queensland	0	<6	0	<6
Bolton Clarke Fernhill	Queensland	0	9	<6	n/p
Bolton Clarke Galleon Gardens	Queensland	0	<6	0	<6
Burpengary Manor Aged Care	Queensland	<6	24	7	31
Caloundra Place Care Community	Queensland	0	<6	0	<6

Service Name	State	Resident Deaths	Resident Cases	Staff Cases	Total Cases
Calvary Noosa	Queensland	0	<6	<6	7
Carinity Colthup Manor	Queensland	0	22	<6	n/p
Carramar Aged Care	Queensland	<6	17	13	30
Central & Upper Burnett District Home for the Aged Nursing Home	Queensland	0	23	28	51
Churches of Christ Bribie Aged Care Service	Queensland	<6	11	11	22
Churches of Christ Clive Burdeu Aged Care Service	Queensland	0	17	8	25
Churches of Christ Marana Gardens Aged Care Service	Queensland	0	<6	0	<6
Churches of Christ Toowoomba Aged Care Service	Queensland	<6	28	10	38
Cooinda House	Queensland	0	<6	<6	<6
Dovetree	Queensland	0	<6	<6	<6
Estia Health Albany Creek	Queensland	0	<6	<6	7
Estia Health Pacific Paradise	Queensland	0	9	<6	n/p
Estia Health Twin Waters	Queensland	0	16	<6	n/p
Eventide Home Rockhampton	Queensland	0	13	7	20
Forest View Residential Care Facility	Queensland	<6	21	<6	n/p
Georgina Margaret Davidson-Thompson Hostel	Queensland	0	6	0	6
Glenella Care	Queensland	0	9	6	15
Infinite Care Cleveland	Queensland	0	<6	0	<6
Kawana Waters Care Community	Queensland	0	9	0	9
Kirra Beach Care Community	Queensland	0	10	<6	n/p
Kubirri Residential Care Centre	Queensland	0	<6	<6	<6
Lions Haven For The Aged	Queensland	0	<6	<6	<6
Mercy Place Cairns (Bethlehem)	Queensland	0	<6	0	<6
Mitchell Multipurpose Health Service	Queensland	0	12	12	24
Narangba Community Aged Care	Queensland	<6	10	<6	n/p
Ozcare - Hervey Bay	Queensland	0	<6	<6	n/p

Service Name	State	Resident Deaths	Resident Cases	Staff Cases	Total Cases
Ozcare - Toowoomba	Queensland	<6	32	11	43
Ozcare Bakhita Villa Aged Care Facility	Queensland	0	<6	0	<6
Ozcare Caroline Chisholm	Queensland	0	<6	<6	<6
Palm Lake Aged Care Deception Bay	Queensland	<6	7	<6	n/p
Palm Lake Care Caloundra	Queensland	0	<6	<6	<6
Palm Lake Care Mt Warren Park	Queensland	<6	20	6	26
Palmwoods Care Centre	Queensland	0	6	8	14
Redcliffe Aged Care Service	Queensland	0	11	9	20
Redland Residential Care Facility	Queensland	0	13	<6	n/p
Seabrook	Queensland	<6	61	28	89
Sinamon Village - Jacobs Court	Queensland	0	<6	0	<6
St Vincent's Care Services Southport	Queensland	0	<6	<6	6
Texas Multipurpose Health Service	Queensland	0	0	9	9
The Terraces Assisted Aged Care	Queensland	0	<6	0	<6
TriCare Toowoomba Aged Care Residence	Queensland	0	10	<6	n/p
Villa Serena	Queensland	0	7	0	7
Woodford Manor Aged Care	Queensland	<6	17	7	24
Yaralla Place	Queensland	0	24	22	46
ACH Group Residential Care - Milpara	South Australia	0	<6	0	<6
ACH Group Residential Care - West Park	South Australia	0	<6	0	<6
Aldersgate Aged Care Services	South Australia	0	0	<6	<6
Aldinga Beach Care Community	South Australia	0	11	0	11
AnglicareSA Grange	South Australia	0	30	<6	n/p
AnglicareSA Westbourne Park	South Australia	<6	<6	<6	7
Bene Aged Care - Campbelltown	South Australia	0	9	<6	n/p
Bethsalem Care	South Australia	0	10	16	26

Service Name	State	Resident Deaths	Resident Cases	Staff Cases	Total Cases
Boandik Crouch Street	South Australia	0	9	<6	n/p
Boandik Kessal	South Australia	0	18	9	27
Bupa Campbelltown	South Australia	0	24	<6	n/p
Bupa Morphettville	South Australia	0	17	6	23
Calvary Brighton	South Australia	0	<6	0	<6
Calvary Flora McDonald Retirement Community	South Australia	0	18	6	24
Edenfield Family Care	South Australia	0	10	<6	n/p
Eldercare Allambi	South Australia	<6	53	16	69
Eldercare Cottage Grove	South Australia	0	<6	<6	7
Eldercare Evanston Park	South Australia	0	<6	<6	<6
Eldercare Hope Valley	South Australia	0	<6	<6	6
Eldercare Sash Ferguson	South Australia	0	26	15	41
Estia Health Hope Valley	South Australia	0	16	<6	n/p
Estia Health Salisbury	South Australia	0	12	9	21
Estia Health Salisbury East	South Australia	0	0	<6	<6
Fullarton Lutheran Homes	South Australia	0	56	12	68
Glen Osmond Grove Care Community	South Australia	0	<6	<6	<6
Helping Hand Aged Care - Doreen Bond House	South Australia	<6	40	11	51
Helping Hand Aged Care - Lightsview	South Australia	0	26	15	41
Jamestown Hospital and Health Service	South Australia	0	<6	<6	<6
Joslin Manor Care Community	South Australia	0	11	9	20
LHI Glynde	South Australia	0	6	0	6
LHI Hope Valley	South Australia	<6	54	0	54
Linsell Lodge Aged Care Facility	South Australia	0	10	<6	n/p
Mary Cecelia Hart Court Hostel	South Australia	0	35	26	61
Mid West - Streaky Bay MPS	South Australia	0	<6	<6	7

Service Name	State	Resident Deaths	Resident Cases	Staff Cases	Total Cases
Naracoorte Health Service	South Australia	<6	7	<6	n/p
Oakfield Lodge Residential Care	South Australia	0	<6	<6	<6
Rembrandt Court	South Australia	<6	24	14	38
Renmark Nursing Home	South Australia	0	<6	0	<6
Resthaven Aberfoyle Park	South Australia	0	<6	<6	<6
Sheoak Lodge	South Australia	<6	9	13	22
St Raphaels Home For The Aged	South Australia	0	<6	0	<6
Tanunda Lutheran Home	South Australia	<6	21	11	32
UnitingSA Hawksbury Gardens Aged Care	South Australia	0	7	<6	n/p
Villa St Hilarion-Fulham	South Australia	0	<6	0	<6
Walara Hamley Bridge	South Australia	<6	36	16	52
Warrina Crescent Residential Aged Care	South Australia	0	<6	<6	<6
Ainslie Low Head	Tasmania	<6	10	<6	n/p
Baptcare Karingal Community Care	Tasmania	0	<6	<6	7
Barossa Park Lodge	Tasmania	0	<6	<6	<6
Corumbene Hostel	Tasmania	0	23	16	39
Korongee	Tasmania	0	12	<6	n/p
May Shaw Aminya	Tasmania	0	13	<6	n/p
May Shaw Residential Aged Care	Tasmania	0	<6	6	n/p
Mt St Vincent	Tasmania	0	29	18	47
Peacehaven	Tasmania	0	11	<6	n/p
The Gardens	Tasmania	0	22	<6	n/p
The Manor Nursing Home	Tasmania	0	6	0	6
The Queen Victoria Home	Tasmania	0	<6	0	<6
Tyler Village	Tasmania	<6	<6	0	<6
Yaraandoo Hostel	Tasmania	0	7	<6	n/p

Service Name	State	Resident Deaths	Resident Cases	Staff Cases	Total Cases
Aberlea Inc	Victoria	0	<6	0	<6
Altona Gardens Care Community	Victoria	0	11	<6	n/p
Andrews House	Victoria	0	<6	<6	<6
Arcare Keysborough	Victoria	0	<6	0	<6
Arcare Reservoir	Victoria	0	7	<6	n/p
Aurum Healesville	Victoria	0	<6	0	<6
Aurum Plenty	Victoria	<6	24	7	31
Aurum Reservoir	Victoria	0	33	12	45
Avonlea	Victoria	0	11	<6	n/p
Banfields Aged Care	Victoria	0	32	15	47
Banksia Lodge Residential Aged Care Service	Victoria	0	11	6	17
Baptcare - Northaven Community	Victoria	0	7	<6	n/p
Baptcare Coasthaven Community	Victoria	0	17	<6	n/p
Baptcare Wyndham Lodge Community	Victoria	0	25	9	34
Bentleys Aged Care	Victoria	0	<6	<6	<6
BlueCross Box Hill	Victoria	0	10	0	10
BlueCross Hilltop	Victoria	0	10	<6	n/p
BlueCross Karinya Grove	Victoria	0	28	9	37
Bupa Ballarat	Victoria	0	46	27	73
Bupa Berwick	Victoria	0	22	14	36
Bupa Caulfield	Victoria	<6	24	<6	n/p
Bupa Eastwood	Victoria	<6	39	18	57
Bupa South Morang	Victoria	0	30	21	51
Calvary George Vowell	Victoria	<6	36	10	46
Calvary Goonawarra	Victoria	0	14	0	14
Calvary Kirralie	Victoria	0	24	11	35

Service Name	State	Resident Deaths	Resident Cases	Staff Cases	Total Cases
Calvary Lakes Entrance	Victoria	<6	22	9	31
Calvary Millward	Victoria	0	23	<6	n/p
Calvary Mirridong	Victoria	0	<6	<6	n/p
Calvary Narracan Gardens	Victoria	0	<6	<6	n/p
Calvary Springvale	Victoria	<6	32	<6	n/p
Camberwell Green	Victoria	0	<6	0	<6
Cardinia Community Aged Care	Victoria	<6	36	10	46
Castlemaine Health	Victoria	0	8	<6	n/p
Chaffey Aged Care	Victoria	<6	39	16	55
Charles Brownlow Retirement Village	Victoria	0	<6	<6	n/p
Clovelly Cottage	Victoria	0	<6	<6	7
Cooinda Lodge Nursing Home	Victoria	0	<6	12	n/p
Cooinda Village Inc	Victoria	<6	29	23	52
Cumberland View Aged Care - Whalley Drive	Victoria	0	28	<6	n/p
Diana Street Lodge	Victoria	0	<6	<6	6
Dorothy Impey Home	Victoria	0	14	10	24
Doutta Galla Avondale Heights Aged Care Facility	Victoria	0	17	<6	n/p
Drysdale Grove	Victoria	0	8	<6	n/p
Estia Health Bannockburn	Victoria	0	33	8	41
Estia Health Benalla (Thomas St)	Victoria	0	<6	<6	<6
Estia Health Heidelberg West	Victoria	0	<6	0	<6
Estia Health Kangaroo Flat	Victoria	0	11	<6	n/p
Estia Health Ringwood	Victoria	0	7	<6	n/p
Estia Health South Morang	Victoria	0	<6	<6	<6
Estia Health Victoria Heights	Victoria	<6	26	7	33
Estia Health Wodonga	Victoria	0	<6	<6	6

Service Name	State	Resident Deaths	Resident Cases	Staff Cases	Total Cases
Eva Tilley Memorial Hostel	Victoria	0	<6	0	<6
Fairview Inc	Victoria	0	16	9	25
Fairway Bayside Aged Care	Victoria	0	0	6	6
Gibson Street Complex	Victoria	<6	27	7	34
HammondCare - Caulfield Village	Victoria	0	6	0	6
Harbourside Lodge	Victoria	0	0	<6	<6
Havilah Hostel	Victoria	0	29	47	76
Hesse Rural Health Service Nursing Home	Victoria	0	9	<6	n/p
Hillview Bunyip Aged Care Inc	Victoria	0	<6	<6	6
Jacaranda Lodge	Victoria	<6	10	9	19
James Barker House	Victoria	0	17	<6	n/p
Kara Court Nursing Home	Victoria	0	<6	<6	<6
Kardinia Parkside Care Community	Victoria	0	64	22	86
Karingal Seymour	Victoria	0	<6	6	n/p
Keilor East Manor Care Community	Victoria	0	15	0	15
Killara Hostel	Victoria	0	<6	<6	<6
Mayflower Reservoir	Victoria	0	<6	<6	<6
mecwacare John Atchison Centre	Victoria	0	<6	<6	<6
mecwacare Jubilee House	Victoria	0	17	6	23
mecwacare Simon Price Centre	Victoria	0	17	8	25
Mercy Place Ave Maria	Victoria	0	9	<6	n/p
Mercy Place East Melbourne	Victoria	0	7	<6	n/p
Mercy Place Fernhill	Victoria	<6	44	<6	n/p
Mercy Place Lynbrook	Victoria	<6	11	<6	n/p
Mercy Place Montrose	Victoria	0	8	7	15
Mercy Place Shepparton	Victoria	<6	30	12	42

Service Name	State	Resident Deaths	Resident Cases	Staff Cases	Total Cases
Mooroopna Place Residential Aged Care Service	Victoria	0	24	9	33
Morrie Evans Wing Nursing Home	Victoria	0	<6	<6	<6
Napier Street Aged Care Services	Victoria	0	8	<6	n/p
Newmans on the Park	Victoria	0	14	<6	n/p
Noble Manor Residential Aged Care	Victoria	0	8	0	8
Ocean Mist Aged Care	Victoria	0	34	6	40
Park Lane Croydon	Victoria	0	<6	<6	n/p
Peninsula Grange Aged Care	Victoria	0	<6	0	<6
Princeton View	Victoria	0	50	8	58
Racecourse Grange Residential Care	Victoria	0	10	<6	n/p
RM Begg	Victoria	0	20	9	29
Rosehill Aged Care Facility	Victoria	0	23	<6	n/p
Royal Freemasons Springtime	Victoria	0	14	<6	n/p
Skipton Hostel	Victoria	0	<6	<6	6
St Vincent's Care Services Eltham - Eltham Lodge	Victoria	0	<6	0	<6
St Vincent's Care Services Hawthorn	Victoria	0	<6	0	<6
Sunset Views Manor	Victoria	0	17	0	17
Sutton Park Assisted Aged Care	Victoria	0	7	<6	n/p
Swan Hill District (Nyah Campus)	Victoria	<6	10	8	18
The Ashley	Victoria	<6	13	<6	n/p
TLC Whitewater	Victoria	0	18	0	18
Traralgon Aged Care	Victoria	0	<6	<6	<6
TriCare Williams Landing Aged Care Residence	Victoria	0	10	<6	n/p
Victoria Grange Residential Aged Care Facility	Victoria	0	<6	<6	<6
Victorian Croatian Aged Care Services Inc	Victoria	0	11	6	17
Villa Maria Catholic Homes John R Hannah Aged Care Residence	Victoria	0	<6	<6	<6

Service Name	State	Resident Deaths	Resident Cases	Staff Cases	Total Cases
Villa Maria Catholic Homes Wantirna Aged Care Residence	Victoria	0	12	0	12
Warrandyte Gardens Care Community	Victoria	0	<6	<6	<6
Water Gardens	Victoria	<6	30	8	38
Waverley Valley Care Community	Victoria	0	<6	0	<6
Wharparilla Lodge	Victoria	0	<6	<6	<6
Wilson Lodge	Victoria	0	7	10	17
Acacia Living Group Menora Gardens Aged Care Facility	Western Australia	0	<6	0	<6
Aegis Amherst	Western Australia	0	<6	<6	<6
Baptistcare Mirrambeena	Western Australia	0	<6	<6	<6
Bunbury Gardens Care Community	Western Australia	0	6	<6	n/p
Burswood Care Annie Bryson McKeown Lodge	Western Australia	0	<6	<6	<6
Capecare Dunsborough	Western Australia	0	<6	<6	6
Coolibah Care	Western Australia	0	<6	0	<6
Frank Prendergast House	Western Australia	0	<6	0	<6
Italian Village Fremantle	Western Australia	0	<6	0	<6
Joseph Cooke House	Western Australia	0	7	0	7
Juniper Bethavon	Western Australia	0	17	<6	n/p
Juniper Numbala Nunga	Western Australia	0	<6	<6	<6
Juniper The Residency	Western Australia	0	12	<6	n/p
Margaret Hubery House	Western Australia	0	<6	0	<6
Marine Views Cottessloe	Western Australia	0	16	<6	n/p
Melville Parkside Care Community	Western Australia	0	0	<6	<6
Moora/Dandaragan MPS	Western Australia	0	<6	0	<6