



COVID-19 outbreaks in Australian residential aged care homes

National snapshot

As at 8:00 am 13 June 2024, there are 4,147 active COVID-19 cases reported in 487 active outbreaks in residential aged care homes (RACHs) across Australia. There has been an increase of 180 outbreaks, 48 new resident deaths and 3,779 combined new resident and staff cases reported since 6 June 2024.

Table 1: Aged Care COVID-19 data as at 8.00am 13 June 2024¹

Category	Active ²	Change in active (7 days)	Cumulative Total	Cumulative increase (7 days)
Outbreaks³	487	12	21,490	180
RACHs affected	487	12	2,883	5
Resident cases⁴	2,888	-94	207,713	2,647
Resident deaths	N/A	N/A	6,677	48
Staff cases	1,259	-47	114,464	1,132

Residential aged care homes with active outbreaks are included in [Appendix](#).

Table 2: Overview of active outbreaks in Australia

	ACT	NSW	NT	QLD	SA	TAS	VIC	WA	Total
Total RACHs with outbreaks	6	155	1	63	69	11	149	33	487
Total number of active resident cases	56	947	4	429	352	68	904	128	2,888
Total number of active staff cases	21	413	1	173	207	32	309	103	1,259
Total outbreaks opened in previous 7 days	3	59	0	36	24	5	44	9	180
Total outbreaks closed in previous 7 days	2	48	0	24	13	4	51	26	168

¹ Outbreak opening and closure includes changes in the status of exposure sites to outbreaks (and vice versa), which are applied retrospectively to facility records. New case information can also change the status of a recovered site back to an active outbreak site. As a result, changes in active outbreak status may not align with day-on-day variations to active totals. These adjustments will also affect the number of cases in staff and residents reported each week.

² Active residents and staff cases are the total currently positive cases in active outbreaks

³ An outbreak is considered to be active pending advice from the relevant Public Health Unit. An outbreak is defined as at least 1 (one) positive case in a resident or 2+ cases in staff.

⁴ Case numbers and numbers of deaths are dependent upon reporting from RACHs and validation of deaths from state and territory governments. This is subject to change as further information is provided.

Figure 1: National outbreak trends in aged care

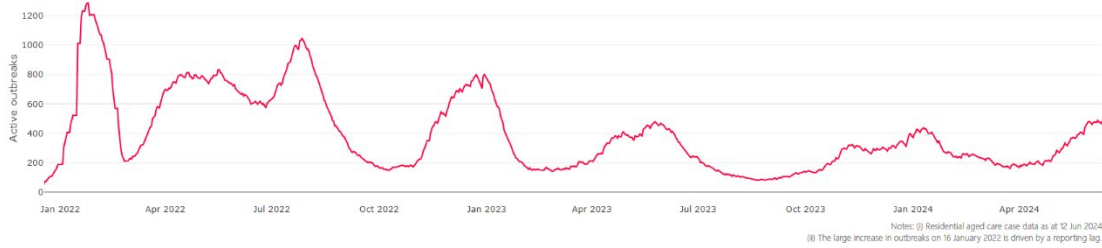
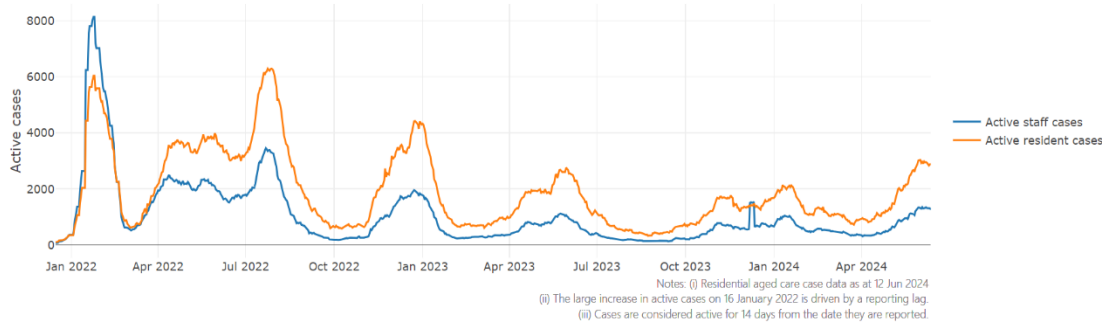


Figure 2: Trends in aged care cases – December 2021 to present



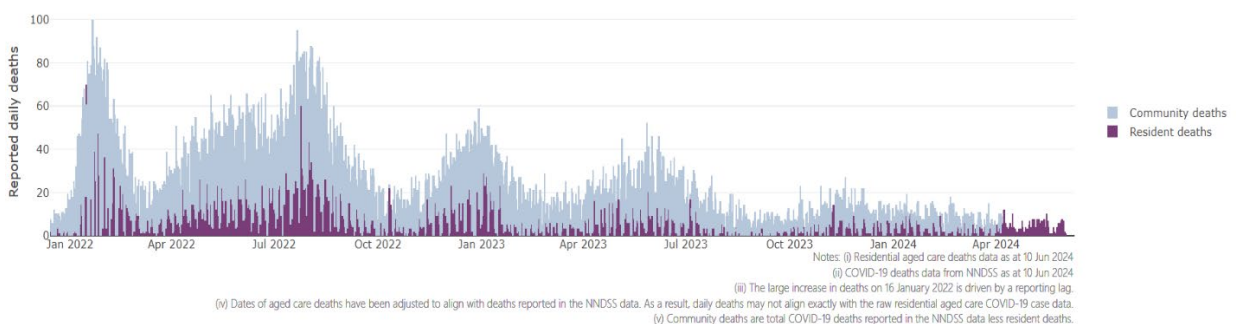
Mortality

For the period of 1 January 2024 to 13 June 2024, COVID-19 is recorded as the cause of death in 2.0% of all deaths in permanent residents in aged care homes.

Since the beginning of the Omicron outbreak in mid-December⁵ 2021, there have been 148,213 deaths in residential aged care from all causes (report period from 15 December 2021 to 8 June 2024)⁶. COVID-19 deaths account for 3.9% of this figure.

Over the course of the pandemic, all-cause excess mortality in residential aged care was below expected numbers in 2020, and within expected range in 2021. In the first half of 2022, all-cause excess mortality in residential aged care was above the expected range. Excess mortality for the second half of the 2022 is yet to be finalised.

Figure 3: COVID-19 deaths in RACHs overlaid with community deaths



⁵ The Omicron outbreak start date has been redefined from late November 2021 to mid-December 2021. Changes have been made to align reporting with the start date of Omicron published in the department's external facing Epidemiology report.

⁶ The department is now accessing aged care deaths data from the SIEBEL dataset. Figures are live and subject to change. Source: Department of Health and Aged Care unpublished data / SIEBEL dataset.

Workforce in active residential aged care outbreaks

As at 14 June 2024, surge workforce providers report a total of 194,282 shifts in aged care services impacted by COVID-19. These shifts include roles for GPs, nurses, care workers, allied health workers, executive and ancillary staff. In the past 7 days (from 7 June 2024) surge workforce providers have assisted 25 residential aged care homes and filled 505 shifts in aged care services.

Table 3: Workforce resources supplied to RACHs

Workforce provider	Total shifts	Previous 7 days
Aspen Medical	30,339	201
HealthX	34,642	241
Randstad	557	63
Recruitment, Consulting and Staffing Association	103,905	N/A
Healthcare Australia (Workforce Surge)	15,777	N/A
Healthcare Australia (NACER)	2,295	N/A
Mable	2,711	N/A
Torrens	4,056	N/A

**Note: Workforce providers currently with ceased contracts are displayed as N/A.*

The Australian Defence Force provided support to a total of 542 residential aged care homes between February and September 2022. The ADF deployment ceased on 30 September 2022.

Oral antiviral treatments

Distribution of the oral anti-viral Lagevrio (Molnupiravir) commenced on 6 February 2022 to all RACHs with outbreak sites prioritised for delivery. The National Medical Stockpile has deployed 48,269 treatment courses of Lagevrio (Molnupiravir) to RACHs.

119,461 prescriptions for Lagevrio (Molnupiravir) have been issued to residents in RACHs, with a further 13,469 prescriptions for Paxlovid (nirmatrelvir + ritonavir) also issued since 28 February 2022 and up to 31 May 2024.

**Note: Oral antiviral data is only being updated monthly.*

Vaccination in RACHs

On 29 February 2024, recommendations for 2024 COVID-19 vaccinations were released. Recommended doses for the program in 2024 are based on an individual's age and level of severe immunocompromise.

In 2024, those aged 75 years and over are recommended to get a COVID-19 vaccine dose every 6 months. Those aged over 65 years of age, and adults with severe immunocompromise are recommended to receive a COVID-19 vaccine dose every 12 months and are eligible to receive a COVID-19 vaccine dose every 6 months based on individual risk-benefit assessments. All other adults can receive a single dose this year.

Recommendations can be found on the Department of Health and Aged Care (department) website at:

<https://www.health.gov.au/our-work/covid-19-vaccines/getting-your-vaccination/booster-doses>.

People are encouraged to seek vaccination advice from their healthcare providers, specific to their circumstances.

People living in residential aged care are a high priority for the Government's COVID-19 vaccination program.

Older age remains the biggest risk factor for severe COVID-19 disease. Vaccination offers added protection to help reduce the risk of severe illness or hospitalisation of aged care residents.

The department is working with both the aged care and primary care sectors to ensure residents have access to the COVID-19 vaccine. The department continues to target support for RACHs to arrange COVID-19 vaccinations with local primary care providers such as GPs, community pharmacists and Aboriginal Community Controlled Health Services.

As at 12 June 2024:

- 75.4% of aged care residents have received a booster dose since 1 January 2023.
- 74.3k (40.3%) aged care residents received a booster dose in the last 6 months.
- 3,305 aged care residents received a vaccine dose in the last week.

Table 4: Aged care COVID-19 Booster Doses (data as at 12 June 2024)

Jurisdiction	Received booster in last 6 months	
	Residents vaccinated	% of residents vaccinated
National	74.3k	40.3%
ACT	1.2k	49.3%
NSW	22.8k	38.4%
NT	<200	22.2%
QLD	15.1k	40.4%
SA	6.9k	43.6%
TAS	2.1k	48.3%
VIC	19.9k	41.9%
WA	6.2k	36.5%

Source: Matched Australian Immunisation Register (AIR) data of residents in permanent residential aged care. For reporting accuracy, the total aged care resident population only includes residents who have been linked with their vaccination records. As residential aged care populations are fluid, the total population for vaccination are an estimate only and there is an administrative lag with the aged care recipient data which is linked to AIR data. Counts may fluctuate due to enhancements to data over time. Key: k= thousand

**Note: The department is reviewing COVID-19 vaccination data and reporting for 2024. Updated data on COVID-19 vaccinations in residential aged care will be provided in the coming weeks.*

Infection control and audit

The Aged Care Quality and Safety Commission (Commission) conducts site audits and assessment contacts (site and non-site) to monitor and assess residential aged care services against the Aged Care Quality Standards (see Table 5 below). This may include conducting infection control monitoring (ICM) spot checks.

An ICM spot check involves an on-site visit to residential aged care services, without an outbreak, to observe infection control practices, to ensure that staff, management, and visitors are adhering to safe personal protective equipment protocols and to safe infection control arrangements, as required under the Quality Standards.

As at 13 June 2024, the Commission had conducted 6,043 ICM spot checks to observe infection control practices and PPE protocols in RACHs.

Table 5: Total quality assessment and monitoring activities with residential services (including IPC), by type and month 1 March 2020 to 13 June 2024

Regulatory Activities	2019-20 (1 Mar - 30 Jun 2020)	2020-21	2021-22	2022-23	2023-24 (to 13 June)	Total
Site visits	318	3,452	1,732	3,814	2,751	12,067
Non-site activities	3,709	8,381	6,665	1,413	473	20,651
Total activities	4,027	11,833	8,397	5,227	3,224	32,718

Appendix: National residential aged care homes (RACHs) with active outbreaks COVID-19

Please note, information reported in this table has been directly reported to the department by RACHs.

'Total cases' refers to all staff and resident cases associated with the active outbreak and may not reflect the count of currently active cases.

Where numbers have been incorrectly reported, RACHs are able to correct these in the COVID-19 Support Portal through My Aged Care.

Where a RACH is reporting less than six resident or staff cases or less than six deaths, data has been suppressed to protect the privacy of affected individuals (note that "n/p" indicates data is not provided to protect privacy).

Data below for individual services is as at 13 June 2024.

Service Name	State	Resident Deaths	Resident Cases	Staff Cases	Total Cases
Jindalee Aged Care Residence	Australian Capital Territory	0	<6	<6	8
Southern Cross Care Campbell Residential Aged Care	Australian Capital Territory	0	<6	0	<6
Southern Cross Care Ozanam Residential Aged Care	Australian Capital Territory	0	7	<6	n/p
Uniting Amala Gordon ACT	Australian Capital Territory	0	7	<6	n/p
Warrigal Care Calwell	Australian Capital Territory	0	26	10	36
Warrigal Hughes	Australian Capital Territory	0	11	<6	n/p
Abbey House Aged Care	New South Wales	0	13	0	13
ACDMA Aged Care Services	New South Wales	0	<6	0	<6
Advantaged Care at Bondi Waters	New South Wales	0	<6	0	<6
Advantaged Care at Edensor Gardens	New South Wales	0	46	12	58
Albert Moore Gardens	New South Wales	0	7	<6	n/p
Anglican Care C A Brown	New South Wales	0	9	<6	n/p
Anglican Care Jesmond Grove	New South Wales	0	<6	0	<6
Anglicare Eileen Armstrong House	New South Wales	0	<6	<6	<6
Anglicare Farrer Brown Court	New South Wales	0	<6	0	<6
Anglicare The Donald Coburn Centre	New South Wales	0	<6	<6	<6
Annandale Grove Care Community	New South Wales	0	34	6	40
Ascott Gardens	New South Wales	0	<6	<6	8
Avondale House	New South Wales	0	18	8	26

Service Name	State	Resident Deaths	Resident Cases	Staff Cases	Total Cases
BaptistCare Bethshan Gardens Centre	New South Wales	0	8	9	17
BaptistCare George Forbes House	New South Wales	0	<6	0	<6
BaptistCare Morven Gardens Centre	New South Wales	<6	31	15	46
BaptistCare Niola Centre	New South Wales	0	29	15	44
Bayswater Gardens	New South Wales	<6	14	<6	n/p
Beresford Hall	New South Wales	0	11	<6	n/p
Berkeley Vale Care Community	New South Wales	<6	13	7	20
Bilyara Hostel	New South Wales	0	23	24	47
Blacktown Terrace Care Community	New South Wales	0	<6	0	<6
Blakehurst Aged Care Centre	New South Wales	<6	41	7	48
Buckland	New South Wales	0	<6	0	<6
Bupa Willoughby	New South Wales	0	47	13	60
Calare Residential Aged Care Facility	New South Wales	0	38	11	49
Calvary Corymbia	New South Wales	0	<6	<6	<6
Calvary Tanilba Shores Retirement Community	New South Wales	0	<6	<6	7
Calvary The Brelsford	New South Wales	0	<6	<6	8
Cameron Park Care Community	New South Wales	0	7	7	14
Catholic Healthcare Coolamon Villa	New South Wales	0	<6	0	<6
Catholic Healthcare Holy Spirit Croydon	New South Wales	0	<6	<6	<6
Catholic Healthcare Jemalong Residential Village	New South Wales	<6	25	14	39
Catholic Healthcare St Catherine's Aged Care	New South Wales	0	7	<6	n/p
Catholic Healthcare St Francis Aged Care	New South Wales	0	20	12	32
Catholic Healthcare St John's Villa	New South Wales	0	<6	0	<6
Catholic Healthcare St Joseph Aged Care	New South Wales	0	6	0	6
Catholic Healthcare St Joseph's Aged Care	New South Wales	0	<6	0	<6
Catholic Healthcare The Haven Residential Aged Care	New South Wales	0	<6	0	<6
Chiswick Manor Care Community	New South Wales	<6	52	19	71

Service Name	State	Resident Deaths	Resident Cases	Staff Cases	Total Cases
Coffs Harbour Grange Care Community	New South Wales	0	24	11	35
Constitution Hill Aged Care	New South Wales	<6	10	<6	n/p
Cooinda	New South Wales	0	13	17	30
Cooinda Hostel	New South Wales	0	39	35	74
Delegate Multi-Purpose Service	New South Wales	0	<6	<6	6
Dellacourt	New South Wales	0	<6	<6	6
Denhams Beach Care Community	New South Wales	0	15	18	33
Dubbo Homestead Care Community	New South Wales	0	<6	<6	<6
Durham Green Lodge Memory Care	New South Wales	0	13	<6	n/p
Emmaus	New South Wales	0	36	27	63
Estia Health Blakehurst	New South Wales	0	15	<6	n/p
Estia Health Camden	New South Wales	0	0	<6	<6
Estia Health Kilbride	New South Wales	0	<6	0	<6
Estia Health Merrylands	New South Wales	0	8	<6	n/p
Estia Health Tea Gardens	New South Wales	0	<6	<6	<6
Frederic House	New South Wales	0	8	<6	n/p
Garrawarra Centre	New South Wales	<6	24	15	39
Genista Aged Care Facility	New South Wales	0	<6	0	<6
Glenmore Park Care Community	New South Wales	0	<6	0	<6
Grasmere Terrace	New South Wales	0	<6	0	<6
Green Hills Residential Care Service	New South Wales	0	21	16	37
Greenhill Manor	New South Wales	0	<6	6	n/p
Greenwood Aged Care	New South Wales	0	18	<6	n/p
HammondCare - Cardiff	New South Wales	0	11	<6	n/p
Heritage Kingswood	New South Wales	0	<6	<6	<6
Heritage Queanbeyan	New South Wales	0	<6	0	<6
Holbrook District Hospital	New South Wales	0	<6	<6	<6

Service Name	State	Resident Deaths	Resident Cases	Staff Cases	Total Cases
Horton House and Warmington Lodge	New South Wales	0	13	<6	n/p
Huang Ying Jung Nursing Home	New South Wales	0	<6	0	<6
Hunters Hill Montefiore Home	New South Wales	0	<6	7	n/p
Indochinese Aged Care Services	New South Wales	0	28	13	41
IRT Five Islands	New South Wales	0	6	0	6
IRT Peakhurst	New South Wales	0	<6	<6	<6
IRT William Beach Gardens	New South Wales	0	28	12	40
IRT Woonona	New South Wales	0	24	18	42
James Milson Village North Sydney	New South Wales	<6	29	<6	n/p
John Goodlet Manor	New South Wales	0	<6	0	<6
Kanwal Gardens Care Community	New South Wales	0	7	12	19
Katoomba Views Care Community	New South Wales	0	36	16	52
Killara Gardens Aged Care	New South Wales	0	6	6	12
Kintyre Lodge - Dubbo	New South Wales	0	6	<6	n/p
Koonambil Aged Care	New South Wales	0	8	<6	n/p
Manly Vale Nursing Home	New South Wales	0	<6	0	<6
Marco Polo Woonona Care Services	New South Wales	0	14	11	25
Maroba Nursing Home	New South Wales	0	19	12	31
Marsden Park Care Community	New South Wales	0	<6	0	<6
Martyn Claver Aged Care	New South Wales	0	<6	0	<6
Mater Christi Aged Care Facility	New South Wales	0	<6	<6	<6
McMaugh Gardens Hostel	New South Wales	0	7	<6	n/p
Meadowbank Grove Care Community	New South Wales	0	22	<6	n/p
Milford House Nursing Home	New South Wales	<6	<6	0	<6
Miranda Aged Care Facility	New South Wales	0	13	<6	n/p
Montrose Aged Care Plus Centre	New South Wales	0	<6	0	<6
Moran Engadine	New South Wales	0	45	<6	n/p

Service Name	State	Resident Deaths	Resident Cases	Staff Cases	Total Cases
Moran Kellyville	New South Wales	0	<6	<6	<6
Moran Stockton	New South Wales	0	22	17	39
Norah Head Care Community	New South Wales	0	17	<6	n/p
Oran Park House Aged Care Facility	New South Wales	0	19	0	19
Our Lady Of Consolation Nursing Home	New South Wales	<6	15	0	15
Paling Court Residential Aged Care	New South Wales	<6	10	6	16
Pemulwuy Aged Care	New South Wales	0	55	15	70
Peninsula Villages Ltd	New South Wales	0	14	6	20
Quakers Hillside Care Community	New South Wales	<6	34	19	53
Randwick Montefiore Home	New South Wales	0	<6	<6	7
Regis Rose Bay	New South Wales	0	<6	0	<6
Remembrance Village	New South Wales	0	15	6	21
Richmond Lodge	New South Wales	0	15	7	22
Rocky Point Residence	New South Wales	0	13	<6	n/p
Russian Relief Association of St Sergius of Radonezh	New South Wales	0	11	<6	n/p
Scalabrini Village Allambie Heights	New South Wales	0	29	8	37
Scalabrini Village Nursing Home (Bexley)	New South Wales	0	<6	0	<6
Sienna Grange Aged Care	New South Wales	0	8	9	17
Southern Cross Care Karinya Residential Aged Care	New South Wales	0	29	11	40
Southern Cross Care Thornton Park	New South Wales	0	<6	<6	<6
Southern Cross Care Young Residential Aged Care	New South Wales	0	17	<6	n/p
St Hedwig Village	New South Wales	0	<6	0	<6
St Josephs Nursing Home	New South Wales	0	7	6	13
St Marys Villa Residential Aged Care	New South Wales	0	<6	<6	<6
St Patrick's Green	New South Wales	0	<6	<6	6
St Vincent's Care Services Bronte	New South Wales	0	<6	<6	<6
St Vincent's Care Services Heathcote	New South Wales	0	11	8	19

Service Name	State	Resident Deaths	Resident Cases	Staff Cases	Total Cases
St Vincent's Care Services Yennora	New South Wales	0	12	6	18
Terrey Hills Nursing Home	New South Wales	0	15	14	29
The Manor Fairfield East	New South Wales	0	17	7	24
The Maronite Sisters Of The Holy Family Village	New South Wales	<6	18	0	18
The Whiddon Group - Glenfield	New South Wales	0	21	<6	n/p
The Whiddon Group - Kyogle	New South Wales	0	6	<6	n/p
The Whiddon Group - Narrabri - Robert Young	New South Wales	0	<6	<6	<6
Three Tree Lodge	New South Wales	<6	12	<6	n/p
Tingira Hills Care Community	New South Wales	0	42	22	64
Tweed River Care Community	New South Wales	0	<6	<6	<6
Uniting Annesley Haberfield	New South Wales	0	19	<6	n/p
Uniting Berrigan	New South Wales	<6	16	<6	n/p
Uniting Carroona Jarman Goonellabah	New South Wales	0	10	6	16
Uniting Crookwell	New South Wales	0	15	10	25
Uniting Griffith	New South Wales	0	<6	0	<6
Uniting Kingscliff	New South Wales	0	6	<6	n/p
Uniting Lillian Wells North Parramatta	New South Wales	0	6	<6	n/p
Uniting Lindsay Gardens Hamilton	New South Wales	0	<6	<6	<6
Uniting Locke Haven Petersham	New South Wales	0	<6	<6	<6
Uniting Nareen Gardens Bateau Bay	New South Wales	0	<6	<6	7
Uniting Narla Belmont North	New South Wales	0	25	15	40
Uniting Northaven Turrumurra	New South Wales	0	<6	<6	<6
Uniting Pacifica Nambucca Heads	New South Wales	0	25	12	37
Uniting The Marion Leichhardt	New South Wales	0	18	<6	n/p
Uniting Wontama Orange	New South Wales	0	31	21	52
Vincent Court	New South Wales	0	6	<6	n/p
Wahroonga Tallwoods Care Community	New South Wales	<6	28	14	42

Service Name	State	Resident Deaths	Resident Cases	Staff Cases	Total Cases
Warrigal Care Coniston	New South Wales	0	7	<6	n/p
Warrigal Care Goulburn	New South Wales	0	10	<6	n/p
Warrigal Care Queanbeyan	New South Wales	0	35	9	44
Warrigal Care Shell Cove	New South Wales	0	8	<6	n/p
Warrigal Mount Terry	New South Wales	<6	<6	0	<6
Weeroona Aged Care Residence	New South Wales	0	25	16	41
Yallambee Lodge	New South Wales	0	19	<6	n/p
Flynn Lodge	Northern Territory	0	8	<6	n/p
Anglicare SQ Meilene Home for the Aged	Queensland	0	<6	<6	<6
Anglicare SQ Symes Thorpe Home for the Aged	Queensland	0	7	<6	n/p
Arcare Caboolture	Queensland	0	<6	<6	6
Arcare Slacks Creek	Queensland	0	<6	0	<6
Ashmore Gardens Care Community	Queensland	0	8	<6	n/p
Bethesda Caring Centre	Queensland	0	27	19	46
Blue Care Alexandra Hills Nandeebie Aged Care Facility	Queensland	0	12	<6	n/p
Blue Care Emerald Avalon Aged Care Facility	Queensland	0	6	8	14
Blue Care Lawnton Pine Woods Aged Care Facility	Queensland	0	16	13	29
Blue Care Lowood Glenwood Aged Care Facility	Queensland	0	<6	0	<6
Blue Care Toowoomba Residential Aged Care Facility	Queensland	0	17	7	24
Bolton Clarke Cazna Gardens	Queensland	0	32	21	53
Bribie Cove	Queensland	0	33	22	55
Brighton Health Campus (Gannet House)	Queensland	<6	14	<6	n/p
Buderim Views Assisted Aged Care	Queensland	0	<6	0	<6
Burpengary Manor Aged Care	Queensland	0	<6	<6	<6
Carinity Colthup Manor	Queensland	0	15	<6	n/p
Carramar Aged Care	Queensland	<6	15	9	24
Central & Upper Burnett District Home for the Aged Nursing Home	Queensland	0	8	7	15

Service Name	State	Resident Deaths	Resident Cases	Staff Cases	Total Cases
Churches of Christ Clive Burdeu Aged Care Service	Queensland	0	10	<6	n/p
Churches of Christ Marana Gardens Aged Care Service	Queensland	0	<6	0	<6
Churches of Christ Stanthorpe Aged Care Service	Queensland	<6	11	<6	n/p
Churches of Christ Toowoomba Aged Care Service	Queensland	<6	26	7	33
Estia Health Maroochydore	Queensland	0	<6	0	<6
Estia Health Nambour	Queensland	0	0	<6	<6
Estia Health Pacific Paradise	Queensland	0	<6	<6	7
Glasshouse Views	Queensland	0	0	<6	<6
Infinite Care Ashmore	Queensland	0	9	8	17
Infinite Care Ipswich	Queensland	0	10	<6	n/p
Jimbelunga Nursing Centre	Queensland	0	<6	<6	<6
Jimboomba Community Aged Care	Queensland	0	<6	<6	<6
Kawana Waters Care Community	Queensland	0	6	0	6
Lutheran Services - Cooina Aged Care Centre	Queensland	0	11	<6	n/p
Ningana	Queensland	0	<6	<6	<6
North Rockhampton Nursing Centre	Queensland	<6	12	6	18
Ozcare - Toowoomba	Queensland	0	24	6	30
Ozcare Innisfail	Queensland	0	<6	<6	<6
Ozcare Ozanam Villa - Burleigh	Queensland	0	13	<6	n/p
Ozcare Sarina Aged Care	Queensland	0	<6	<6	8
Palm Lake Care Bargara	Queensland	0	12	<6	n/p
Parkview	Queensland	0	<6	<6	<6
Peninsula Palms Retirement Village	Queensland	0	<6	<6	<6
PM Aged Care	Queensland	0	<6	<6	8
Redcliffe Aged Care Service	Queensland	0	<6	6	n/p
Redland Residential Care Facility	Queensland	0	<6	<6	<6
Regis Caboolture	Queensland	0	<6	<6	6

Service Name	State	Resident Deaths	Resident Cases	Staff Cases	Total Cases
Regis Camp Hill	Queensland	0	23	13	36
Regis Chelmer	Queensland	0	51	11	62
Regis Ferny Grove	Queensland	0	27	<6	n/p
Regis Gatton	Queensland	0	16	6	22
Regis Lutwyche	Queensland	0	<6	0	<6
Regis Magnolia	Queensland	0	<6	<6	<6
Regis Sandgate - Lucinda	Queensland	0	<6	<6	6
Regis Sandgate - Musgrave	Queensland	0	<6	<6	7
Seabrook	Queensland	0	30	13	43
Sinnamon Village - Jacobs Court	Queensland	0	<6	0	<6
Sinnamon Village - Knowles Court	Queensland	0	<6	<6	<6
Sinnamon Village - Nash Court	Queensland	0	<6	0	<6
Sinnamon Village - Reid Court	Queensland	0	<6	0	<6
St Vincent's Care Services Bardon	Queensland	0	13	<6	n/p
St Vincent's Care Services Southport	Queensland	0	<6	0	<6
Villa Maria Eastern Heights	Queensland	0	8	9	17
Yaralla Place	Queensland	0	18	17	35
Aboriginal Elders Village	South Australia	0	6	<6	n/p
ACH Group Residential Care - Highercombe	South Australia	0	<6	<6	<6
ACH Group Residential Care - Milpara	South Australia	0	<6	0	<6
ACH Group Residential Care - West Park	South Australia	0	<6	<6	6
ACH Group Residential Care - Yankalilla Centre	South Australia	0	<6	0	<6
Aldinga Beach Care Community	South Australia	0	10	0	10
Alwyndor Aged Care	South Australia	0	14	13	27
AnglicareSA Grange	South Australia	0	28	<6	n/p
AnglicareSA Trott Park	South Australia	0	<6	0	<6
Ardrossan Community Hostel	South Australia	0	12	17	29

Service Name	State	Resident Deaths	Resident Cases	Staff Cases	Total Cases
Bellevue Court Residential Care	South Australia	<6	9	<6	n/p
Bene Aged Care - The Italian Village	South Australia	<6	16	6	22
Bene St Pauls	South Australia	0	11	7	18
Boandik Crouch Street	South Australia	0	8	<6	n/p
Bucklands Residential Care	South Australia	0	20	8	28
Calvary Flora McDonald Retirement Community	South Australia	0	17	6	23
Calvary Mitcham	South Australia	0	<6	0	<6
Calvary Oaklands	South Australia	0	28	7	35
Carmelite Residential Care	South Australia	0	<6	<6	<6
Clayton Church Homes Park Village	South Australia	0	46	8	54
Coober Pedy MPS	South Australia	0	<6	<6	7
Edenfield Family Care	South Australia	0	<6	0	<6
Eldercare Allambi	South Australia	<6	48	13	61
Eldercare Sash Ferguson	South Australia	0	21	13	34
Eldercare The Lodge	South Australia	0	<6	<6	6
Eldercare The Village	South Australia	0	<6	<6	<6
Estia Health Aberfoyle Park	South Australia	<6	8	<6	n/p
Estia Health Golden Grove	South Australia	0	54	14	68
Estia Health Myrtle Bank	South Australia	0	<6	0	<6
Estia Health Salisbury	South Australia	0	9	6	15
Estia Health Salisbury East	South Australia	<6	<6	<6	<6
Estia Health Strathalbyn	South Australia	0	<6	0	<6
Fullarton Lutheran Homes	South Australia	0	44	12	56
Glen Osmond Grove Care Community	South Australia	0	<6	0	<6
Healthia	South Australia	0	10	<6	n/p
Helping Hand Aged Care - Carinya	South Australia	0	19	<6	n/p
Helping Hand Aged Care - Doreen Bond House	South Australia	<6	32	8	40

Service Name	State	Resident Deaths	Resident Cases	Staff Cases	Total Cases
Helping Hand Aged Care - Lightsview	South Australia	0	19	15	34
John Paul II Village Residential Care	South Australia	0	<6	<6	<6
Joslin Manor Care Community	South Australia	0	10	7	17
Klemzig Residential Care Services	South Australia	0	<6	<6	7
LHI Hope Valley	South Australia	<6	26	0	26
Mary Cecelia Hart Court Hostel	South Australia	0	26	23	49
McCracken Views Residential Care	South Australia	0	<6	<6	<6
Melaleuca Court Nursing Home	South Australia	<6	21	17	38
Morlancourt	South Australia	0	<6	<6	<6
Mount Carmel Residential Care	South Australia	0	<6	<6	7
Naracoorte Health Service	South Australia	<6	6	<6	n/p
Oakden Green	South Australia	0	0	<6	<6
Parkview Aged Care	South Australia	<6	23	28	51
Regis Playford	South Australia	0	<6	0	<6
Renmark Nursing Home	South Australia	0	<6	0	<6
Resthaven Westbourne Park	South Australia	<6	35	12	47
Reynella Hillside Care Community	South Australia	0	7	8	15
Riverview Lutheran Rest Home	South Australia	0	6	<6	n/p
Romani	South Australia	<6	13	7	20
Sandpiper Lodge Residential Care	South Australia	<6	28	10	38
Sheoak Lodge	South Australia	<6	7	10	17
St Basil's Aegean Village	South Australia	<6	22	6	28
St Joseph's House	South Australia	0	14	16	30
Tanunda Lutheran Home	South Australia	<6	19	11	30
The Philip Kennedy Centre Residential Care	South Australia	0	<6	6	n/p
The Pines Lodge Residential Care	South Australia	0	<6	<6	<6
UnitingSA Hawksbury Gardens Aged Care	South Australia	0	<6	<6	<6

Service Name	State	Resident Deaths	Resident Cases	Staff Cases	Total Cases
UnitingSA Wesley House Aged Care	South Australia	0	6	<6	n/p
UnitingSA West Lakes Aged Care	South Australia	0	21	15	36
Walara Hamley Bridge	South Australia	0	13	7	20
Warrina Court Residential Aged Care Service	South Australia	0	<6	0	<6
West Beach Residential Care	South Australia	0	<6	0	<6
Calvary Sandhill	Tasmania	0	16	8	24
Corumbene Hostel	Tasmania	0	14	11	25
Fairway Rise	Tasmania	0	21	9	30
Korongee	Tasmania	0	10	<6	n/p
Mt St Vincent	Tasmania	0	24	13	37
Peacehaven	Tasmania	0	<6	<6	<6
Regis Tasmania - Legana	Tasmania	0	<6	<6	6
Regis Tasmania - Norwood	Tasmania	0	9	6	15
St Ann's	Tasmania	<6	12	11	23
The Gardens	Tasmania	0	18	<6	n/p
Uniting AgeWell Aldersgate Village	Tasmania	0	<6	0	<6
Alan David Lodge	Victoria	0	<6	0	<6
Arcare Brighton	Victoria	0	<6	0	<6
Arcare Burnside	Victoria	0	6	0	6
Arcare Castlemaine	Victoria	0	23	8	31
Arcare Essendon	Victoria	0	<6	<6	<6
Arcare Maidstone	Victoria	0	28	7	35
Arcare Malvern East	Victoria	<6	12	<6	n/p
Arcare Parkview Malvern East	Victoria	0	<6	<6	<6
Arcare Point Lonsdale	Victoria	0	26	7	33
Arcare Portarlington	Victoria	0	26	<6	n/p
Arcare Reservoir	Victoria	0	<6	0	<6

Service Name	State	Resident Deaths	Resident Cases	Staff Cases	Total Cases
Arpad Aged Care	Victoria	0	24	<6	n/p
Aurum Plenty	Victoria	0	7	0	7
Aurum Reservoir	Victoria	0	<6	0	<6
Avonlea	Victoria	0	10	<6	n/p
Baptcare - Northaven Community	Victoria	0	<6	<6	6
Baptcare - Strathalan Community	Victoria	0	<6	0	<6
Baptcare Abbey Gardens Community	Victoria	0	17	<6	n/p
Baptcare Peninsula View Community	Victoria	<6	29	20	49
Baptcare The Orchards Community	Victoria	0	<6	0	<6
Baptcare Wyndham Lodge Community	Victoria	0	19	<6	n/p
Baw Baw Views	Victoria	<6	27	7	34
Beechworth Health Service Residential Care Program	Victoria	0	11	6	17
Benetas St Laurence Court - Kangaroo Flat	Victoria	0	9	<6	n/p
BlueCross Karinya Grove	Victoria	0	24	9	33
BlueCross Sheridan Hall Brighton	Victoria	0	<6	<6	<6
Bupa Ballarat	Victoria	0	<6	<6	8
Bupa Bellarine Lakes	Victoria	0	9	6	15
Bupa Bendigo	Victoria	0	28	13	41
Bupa Berwick	Victoria	0	19	10	29
Bupa Caulfield	Victoria	0	9	<6	n/p
Bupa Eastwood	Victoria	0	30	14	44
Bupa Echuca	Victoria	0	<6	0	<6
Bupa Portland	Victoria	0	<6	<6	6
Calvary Elanora	Victoria	0	13	<6	n/p
Calvary George Vowell	Victoria	<6	31	8	39
Calvary Kingston Gardens	Victoria	<6	24	7	31
Calvary Kirralee	Victoria	0	<6	<6	<6

Service Name	State	Resident Deaths	Resident Cases	Staff Cases	Total Cases
Calvary Lakes Entrance	Victoria	0	<6	<6	<6
Calvary Rye Sands	Victoria	0	<6	<6	<6
Cardinia Community Aged Care	Victoria	0	20	<6	n/p
Chaffey Aged Care	Victoria	0	31	11	42
Claremont Terrace	Victoria	0	12	0	12
Coates	Victoria	0	8	<6	n/p
Cooinda Lodge Nursing Home	Victoria	0	6	10	16
Cooinda Village Inc	Victoria	<6	23	19	42
Coppin Centre	Victoria	<6	11	6	17
Craigcare Moonee Ponds	Victoria	0	27	16	43
Croydon Grove Care Community	Victoria	0	17	8	25
Cumberland View Aged Care - Whalley Drive	Victoria	0	<6	0	<6
Deloraine Private Nursing Home	Victoria	0	<6	0	<6
Diamond Creek Care Community	Victoria	0	6	0	6
Diana Street Lodge	Victoria	0	<6	0	<6
Doutta Galla Avondale Heights Aged Care Facility	Victoria	0	11	<6	n/p
Doutta Galla Lynch's Bridge Aged Care Facility	Victoria	0	6	<6	n/p
Elizabeth Gardens Burwood	Victoria	0	12	<6	n/p
Emerald Hill Residence	Victoria	<6	9	6	15
Epping Meadows Care Community	Victoria	<6	42	0	42
Estia Health Bannockburn	Victoria	0	29	6	35
Estia Health Coolaroo	Victoria	0	15	9	24
Estia Health Grovedale	Victoria	0	<6	0	<6
Estia Health Leopold	Victoria	0	<6	7	n/p
Estia Health Victoria Heights	Victoria	0	15	<6	n/p
Ferndale Gardens Aged Care Services	Victoria	<6	28	<6	n/p
Fronitha Clayton Aged Care	Victoria	<6	15	<6	n/p

Service Name	State	Resident Deaths	Resident Cases	Staff Cases	Total Cases
Froniditha Lower Templestowe	Victoria	0	<6	<6	<6
Geoffrey Cutter Centre	Victoria	0	<6	<6	n/p
Gibson Street Complex	Victoria	0	<6	0	<6
Graceland Manor	Victoria	0	13	<6	n/p
Grand Cedar	Victoria	0	<6	0	<6
Greenwood Manor	Victoria	0	<6	<6	9
Havilah Hostel	Victoria	0	14	28	42
Havilah on Palmerston	Victoria	0	11	9	20
Hesse Rural Health Service Nursing Home	Victoria	0	7	<6	n/p
Hillside Lodge Hostel	Victoria	0	<6	0	<6
Holmwood Aged Care	Victoria	0	15	6	21
Illoura - Residential Aged Care	Victoria	0	21	19	40
Inglewood & Districts Health Service Hostel	Victoria	0	<6	0	<6
J.H.F. McDonald Wing Nursing Home	Victoria	0	<6	<6	<6
Jacaranda Lodge	Victoria	0	11	8	19
Jacaranda Village	Victoria	0	<6	9	n/p
Jack Lonsdale Lodge	Victoria	0	19	8	27
James Barker House	Victoria	0	6	0	6
Kardinia Parkside Care Community	Victoria	0	24	12	36
Keilor East Manor Care Community	Victoria	0	12	0	12
Kellock Lodge	Victoria	0	30	18	48
Lakeview Lodge Hostel	Victoria	0	12	9	21
Langford Grange	Victoria	<6	43	24	67
Lionsbrae Hostel	Victoria	0	36	8	44
Luson The Vue	Victoria	0	19	<6	n/p
Lyndoch Nursing Home	Victoria	0	22	7	29
Mallee Track - Sea Lake MPS	Victoria	<6	12	7	19

Service Name	State	Resident Deaths	Resident Cases	Staff Cases	Total Cases
Margery Cole Residential Care Service	Victoria	0	22	21	43
Marina Residential Aged Care Service	Victoria	0	12	0	12
McGregor Gardens Aged Care	Victoria	0	15	8	23
mecwacare Elstoft House	Victoria	0	40	14	54
mecwacare Simon Price Centre	Victoria	0	<6	<6	6
mecwacare Susan Barton House	Victoria	0	<6	<6	<6
mecwacare Wairoonga	Victoria	0	16	10	26
Mercy Health Bethlehem Home For The Aged	Victoria	0	21	<6	n/p
Mercy Place Colac	Victoria	0	25	12	37
Mercy Place East Melbourne	Victoria	0	6	<6	n/p
Mercy Place Fernhill	Victoria	0	7	<6	n/p
Mercy Place Keon Park	Victoria	0	21	<6	n/p
Mercy Place Lynbrook	Victoria	0	<6	<6	6
Mercy Place Rice Village	Victoria	0	<6	<6	<6
Mercy Place Shepparton	Victoria	<6	13	12	25
MiCare Avondrust Lodge	Victoria	0	<6	<6	7
Millhaven Lodge	Victoria	0	<6	<6	8
Mooroopna Place Residential Aged Care Service	Victoria	0	19	8	27
Mornington Bay Care Community	Victoria	0	7	0	7
Napier Street Aged Care Services	Victoria	0	<6	0	<6
Nazareth House Camberwell	Victoria	0	7	0	7
Nellie Melba Retirement Village	Victoria	<6	35	0	35
Noble Gardens Residential Aged Care	Victoria	0	11	0	11
Numurkah Pioneers Memorial Lodge	Victoria	0	15	<6	n/p
Ocean Mist Aged Care	Victoria	0	23	<6	n/p
Park Lane Croydon	Victoria	0	<6	<6	7
Parkdale Aged Care	Victoria	0	20	<6	n/p

Service Name	State	Resident Deaths	Resident Cases	Staff Cases	Total Cases
Racecourse Grange Residential Care	Victoria	0	<6	0	<6
Rathdowne Place	Victoria	<6	28	7	35
Regis Armadale	Victoria	0	26	7	33
Regis Frankston	Victoria	<6	20	<6	n/p
Regis Rosebud	Victoria	<6	29	15	44
RM Begg	Victoria	0	<6	<6	7
Robinvale MPS	Victoria	0	<6	<6	7
Rose Lodge	Victoria	0	<6	<6	6
Rosehill Aged Care Facility	Victoria	0	15	<6	n/p
Sacred Heart Community	Victoria	0	6	0	6
Salisbury House Nursing Home	Victoria	0	15	6	21
St Basil's Homes for the Aged in Victoria	Victoria	<6	56	11	67
St John's	Victoria	<6	63	35	98
Sunlight Residential Aged Care	Victoria	0	51	0	51
Sunset Views Manor	Victoria	0	9	0	9
Sutton Park Assisted Aged Care	Victoria	0	<6	<6	<6
The Ashley	Victoria	0	6	<6	n/p
Tongala Memorial	Victoria	0	<6	0	<6
Twin Parks Aged Care Centre	Victoria	<6	25	13	38
Uniting AgeWell Box Hill	Victoria	0	9	<6	n/p
Uniting AgeWell Strath-Haven	Victoria	<6	35	10	45
Vasey RSL Care Bundoora	Victoria	0	18	7	25
Victorian Elderly Chinese Hostel	Victoria	0	25	0	25
Villa Maria Catholic Homes Bundoora Aged Care Residence	Victoria	<6	37	<6	n/p
Villa Maria Catholic Homes Corpus Christi Aged Care Residence	Victoria	0	14	0	14
Village Glen Aged Care Residences - Mornington	Victoria	0	14	13	27
Walmsley Aged Care	Victoria	0	25	<6	n/p

Service Name	State	Resident Deaths	Resident Cases	Staff Cases	Total Cases
Warralily Gardens	Victoria	0	20	0	20
Western Port Bay Care Community	Victoria	<6	15	7	22
Yackandandah Health Residential Aged Care	Victoria	0	15	8	23
Aegis Bassendean	Western Australia	<6	13	7	20
Aegis Carrington	Western Australia	0	6	<6	n/p
Aegis Ellenvale	Western Australia	<6	17	6	23
Aegis Hermitage	Western Australia	0	14	14	28
Aegis Hilton Park	Western Australia	0	11	<6	n/p
Aegis Shoalwater	Western Australia	0	55	38	93
Aegis Woodlake	Western Australia	0	10	6	16
Amaroo Village McMahon Caring Centre	Western Australia	<6	37	16	53
Applecross Shore Care Community	Western Australia	0	<6	<6	<6
Baptistcare Gracehaven	Western Australia	0	<6	0	<6
Baptistcare Gracewood	Western Australia	<6	15	7	22
Bethanie Beachside	Western Australia	0	20	20	40
Bethanie Fields	Western Australia	0	20	13	33
Brightwater Oxford Gardens	Western Australia	0	<6	0	<6
Carnarvon MPS	Western Australia	0	<6	<6	8
Castledare Retirement Village	Western Australia	0	<6	0	<6
City of Bayswater Hostel	Western Australia	0	23	8	31
Coolibah Care	Western Australia	0	13	7	20
Craigcare Albany	Western Australia	0	<6	<6	6
David, Gita and Michael Hoffman Nursing Home	Western Australia	0	<6	<6	9
Dumbleyung/Kukerin MPS	Western Australia	0	<6	<6	<6
Guildford Village	Western Australia	0	13	9	22
Juniper Ella Williams	Western Australia	0	8	<6	n/p
Juniper Hayloft	Western Australia	0	9	<6	n/p

Service Name	State	Resident Deaths	Resident Cases	Staff Cases	Total Cases
Manoah House	Western Australia	0	<6	7	n/p
Midland Nursing Home	Western Australia	0	<6	0	<6
MYVISTA Mirrabooka	Western Australia	0	<6	0	<6
Norseman MPS	Western Australia	0	<6	7	n/p
Regis Bunbury	Western Australia	0	30	15	45
Regis Port Coogee	Western Australia	0	<6	<6	<6
Rosewood Care West Perth	Western Australia	0	9	10	19
SwanCare Waminda	Western Australia	0	<6	<6	7
Victoria Park Hostel	Western Australia	0	<6	<6	<6