



COVID-19 outbreaks in Australian residential aged care homes

National snapshot

As at 8:00 am 2 May 2024, there are 1,836 active COVID-19 cases reported in 258 active outbreaks in residential aged care homes (RACHs) across Australia. There has been an increase of 46 outbreaks, 16 new resident deaths and 1,589 combined new resident and staff cases reported since 25 April 2024.

Table 1: Aged Care COVID-19 data as at 8.00am 2 May 2024¹

Category	Active ²	Change in active (7 days)	Cumulative Total	Cumulative increase (7 days)
Outbreaks³	258	46	20,313	119
RACHs affected	258	46	2,869	0
Resident cases⁴	1,284	115	193,644	1,070
Resident deaths	N/A	N/A	6,459	16
Staff cases	552	82	108,025	519

Residential aged care homes with active outbreaks are included in [Appendix 1](#).

Table 2: Overview of active outbreaks in Australia

	ACT	NSW	NT	QLD	SA	TAS	VIC	WA	Total
Total RACHs with outbreaks	6	66	2	29	31	8	81	35	258
Total number of active resident cases	40	334	4	124	113	44	411	214	1,284
Total number of active staff cases	11	121	3	69	43	19	182	104	552
Total outbreaks opened in previous 7 days	1	32	1	12	15	4	38	16	119
Total outbreaks closed in previous 7 days	1	20	0	9	10	2	25	7	74

¹ Outbreak opening and closure includes changes in the status of exposure sites to outbreaks (and vice versa), which are applied retrospectively to facility records. New case information can also change the status of a recovered site back to an active outbreak site. As a result, changes in active outbreak status may not align with day on day variations to active totals. These adjustments will also affect the number of cases in staff and residents reported each week.

² Active residents and staff cases are the total currently positive cases in active outbreaks

³ An outbreak is considered to be active pending advice from the relevant Public Health Unit. An outbreak is defined as at least 1 (one) positive case in a resident or 2+ cases in staff.

⁴ Case numbers and numbers of deaths are dependent upon reporting from RACHs and validation of deaths from state and territory governments. This is subject to change as further information is provided.

Figure 1: National outbreak trends in aged care

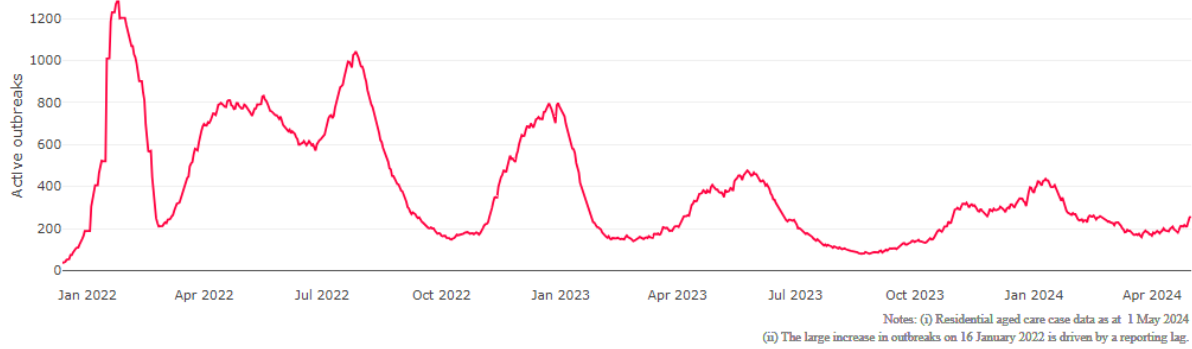
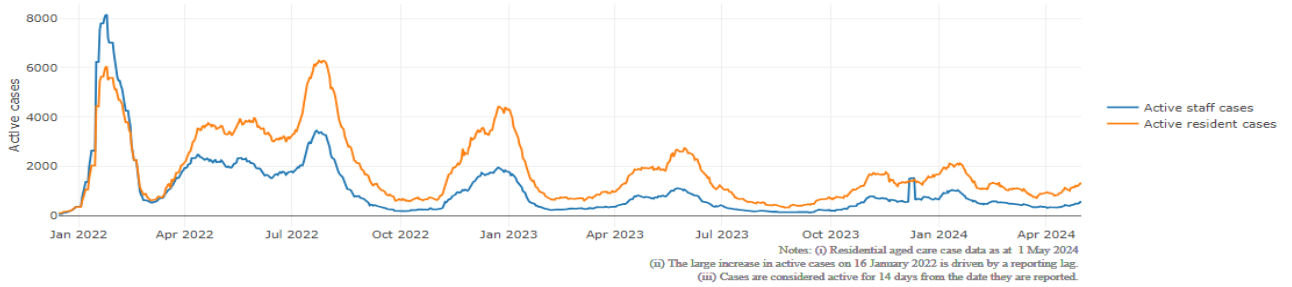


Figure 2: Trends in aged care cases – December 2021 to present



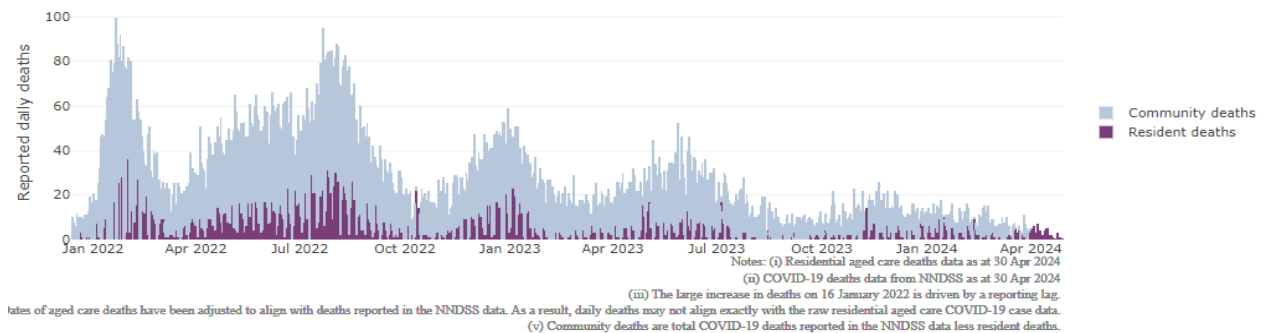
Mortality

For the period of 1 January 2024 to 27 April 2024, COVID-19 is recorded as the cause of death in 1.8% of all deaths in permanent residents in aged care homes.

Since the beginning of the Omicron outbreak in mid-December⁵ 2021, there have been 140,928 deaths in residential aged care from all causes (report period from 15 December 2021 to 27 April 2024)⁶. COVID-19 deaths account for 3.9% of this figure.

Over the course of the pandemic, all-cause excess mortality in residential aged care was below expected numbers in 2020, and within expected range in 2021. In the first half of 2022, all-cause excess mortality in residential aged care was above the expected range. Excess mortality for the second half of the 2022 is yet to be finalised.

Figure 3: COVID-19 deaths in RACHs overlaid with community deaths



⁵ The Omicron outbreak start date has been redefined from late November 2021 to mid December 2021. Changes have been made to align reporting with the start date of Omicron published in the department's external facing Epidemiology report.

⁶ The department is now accessing aged care deaths data from the SIEBEL dataset. Figures are live and subject to change. Source: Department of Health and Aged Care unpublished data / SIEBEL dataset.

Workforce in active residential aged care outbreaks

As at 3 May 2024, surge workforce providers report a total of 191,091 shifts in aged care services impacted by COVID-19. These shifts include roles for GPs, nurses, care workers, allied health workers, executive and ancillary staff. In the past 7 days (to 3 May 2024) surge workforce providers have assisted 22 residential aged care homes and filled 353 shifts in aged care services.

Table 3: Workforce resources supplied to RACHs

Workforce provider	Total shifts	Previous 7 days
Aspen Medical	29,182	61
HealthX	33,369	206
Randstad	149	86
Recruitment, Consulting and Staffing Association	103,905	N/A
Healthcare Australia (Workforce Surge)	15,777	N/A
Healthcare Australia (NACER)	2,295	N/A
Mable	2,711	N/A
Torrens	4,056	N/A

**Note: Workforce providers currently with ceased contracts are displayed as N/A.*

The Australian Defence Force provided support to a total of 542 residential aged care homes between February and September 2022. The ADF deployment ceased on 30 September 2022.

Oral antiviral treatments

Distribution of the oral anti-viral Lagevrio (Molnupiravir) commenced on 6 February 2022 to all RACHs with outbreak sites prioritised for delivery. The National Medical Stockpile has deployed 48,269 treatment courses of Lagevrio (Molnupiravir) to RACHs.

107,382 prescriptions for Lagevrio (Molnupiravir) have been issued to residents in RACHs, with a further 10,833 prescriptions for Paxlovid (nirmatrelvir + ritonavir) also issued since 28 February 2022 and up to 31 March 2024.

**Note: Oral antiviral data is only being updated monthly.*

Vaccination in RACHs

On 29 February 2024, recommendations for 2024 COVID-19 vaccinations were released. Recommended doses for the program in 2024 are based on an individual's age and level of severe immunocompromise.

In 2024, those aged 75 years and over are recommended to get a COVID-19 vaccine dose every 6 months. Those aged over 65 years of age, and adults with severe immunocompromise are recommended to receive a COVID-19 vaccine dose every 12 months and are eligible to receive a COVID-19 vaccine dose every 6 months based on individual risk-benefit assessments. All other adults can receive a single dose this year.

Recommendations can be found on the Department of Health and Aged Care (department) website at: <https://www.health.gov.au/our-work/covid-19-vaccines/getting-your-vaccination/booster-doses>. People are encouraged to seek vaccination advice from their healthcare providers, specific to their circumstances.

People living in residential aged care are a high priority for the Government's COVID-19 vaccination program.

Older age remains the biggest risk factor for severe COVID-19 disease. Vaccination offers added protection to help reduce the risk of severe illness or hospitalisation of aged care residents.

The department is working with both the aged care and primary care sectors to ensure residents have access to the COVID-19 vaccine. The department continues to target support for RACHs to arrange COVID-19 vaccinations with local primary care providers such as GPs, community pharmacists and Aboriginal Community Controlled Health Services.

As at 10 April 2024:

- 72.7% of aged care residents have received a booster dose since 1 January 2023.
- 77.7k (42.2%) aged care residents received a booster dose in the last 6 months.
- 1,922 aged care residents received a vaccine dose in the last week.

Table 4: Aged care COVID-19 Booster Doses (data as at 10 April 2024)

Jurisdiction	Received booster in last 6 months	
	Residents vaccinated	% of residents vaccinated
National	77.7k	42.2%
ACT	1.2k	51.7%
NSW	25k	42.2%
NT	<200	27.4%
QLD	15.2k	40.5%
SA	7.4k	46.5%
TAS	2.4k	54.8%
VIC	20.8k	43.7%
WA	5.6k	32.9%

Source: Matched Australian Immunisation Register (AIR) data of residents in permanent residential aged care. For reporting accuracy, the total aged care resident population only includes residents who have been linked with their vaccination records. As residential aged care populations are fluid, the total population for vaccination are an estimate only and there is an administrative lag with the aged care recipient data which is linked to AIR data. Counts may fluctuate due to enhancements to data over time. Key: k= thousand

**Note: The department is reviewing COVID-19 vaccination data and reporting for 2024. Updated data on COVID-19 vaccinations in residential aged care will be provided in the coming weeks.*

Infection control and audit

The Aged Care Quality and Safety Commission (Commission) conducts site audits and assessment contacts (site and non-site) to monitor and assess residential aged care services against the Aged Care Quality Standards (see Table 5 below). This may include conducting infection control monitoring (ICM) spot checks.

An ICM spot check involves an on-site visit to residential aged care services, without an outbreak, to observe infection control practices, to ensure that staff, management, and visitors are adhering to safe personal protective equipment protocols and to safe infection control arrangements, as required under the Quality Standards.

As at 2 May 2024, the Commission had conducted 6,038 ICM spot checks to observe infection control practices and PPE protocols in RACHs.

Table 5: Total quality assessment and monitoring activities with residential services (including IPC), by type and month 1 March 2020 to 2 May 2024

Regulatory Activities	2019-20 (1 Mar - 30 Jun 2020)	2020-21	2021-22	2022-23	2023-24 (to 2 May)	Total
Site visits	318	3,452	1,732	3,814	2,464	11,780
Non-site activities	3,709	8,381	6,665	1,413	450	20,618
Total activities	4,027	11,833	8,397	5,227	2,914	32,398

Appendix 1: National residential aged care homes (RACHs) with active outbreaks COVID-19

Please note, information reported in this table has been directly reported to the department by RACHs.

Total cases refers to all staff and resident cases associated with the active outbreak and may not reflect the count of currently active cases.

Where numbers have been incorrectly reported, RACHs are able to correct these in the COVID-19 Support Portal through My Aged Care.

Where a RACH is reporting less than six resident or staff cases or less than six deaths, data has been suppressed to protect the privacy of affected individuals (note that “n/p” indicates data is not provided to protect privacy).

Data below for individual services is as at 2 May 2024.

Service Name	State	Resident Deaths	Resident Cases	Staff Cases	Total Cases
BaptistCare Griffith	Australian Capital Territory	0	<6	<6	6
Fred Ward Gardens	Australian Capital Territory	0	23	<6	n/p
Jindalee Aged Care Residence	Australian Capital Territory	0	18	<6	n/p
Mountain View Aged Care Plus Centre	Australian Capital Territory	0	7	0	7
Southern Cross Care Campbell Residential Aged Care	Australian Capital Territory	0	<6	0	<6
Uniting Amala Gordon ACT	Australian Capital Territory	0	<6	<6	<6
Anglican Care Storm Village	New South Wales	0	6	<6	n/p
Anglicare Brian King Gardens	New South Wales	0	22	7	29
Anglicare Marcus Loane House	New South Wales	0	<6	0	<6
Anglicare Mary Andrews Village	New South Wales	0	<6	<6	<6
Anglicare Porter Lodge	New South Wales	0	6	<6	n/p
Arcare Warriewood	New South Wales	0	<6	0	<6
Arthur Blackburn VC Gardens	New South Wales	0	<6	0	<6
Avondale House	New South Wales	0	<6	<6	9
Bankstown Terrace Care Community	New South Wales	0	<6	<6	<6
BaptistCare Aminya Centre	New South Wales	0	<6	<6	<6
BaptistCare Bethshan Gardens Centre	New South Wales	0	6	<6	n/p
BaptistCare Niola Centre	New South Wales	0	<6	0	<6
Beresford Hall	New South Wales	<6	20	<6	n/p

Service Name	State	Resident Deaths	Resident Cases	Staff Cases	Total Cases
Bilyara Hostel	New South Wales	0	<6	<6	<6
Bowral House Nursing Home	New South Wales	0	11	<6	n/p
Bupa Armidale	New South Wales	0	<6	<6	<6
Bupa Willoughby	New South Wales	0	7	0	7
Calvary St Paul's Retirement Community	New South Wales	0	14	<6	n/p
Cameron Park Care Community	New South Wales	0	34	28	62
Catholic Healthcare Bodington	New South Wales	0	<6	0	<6
Catholic Healthcare St Joseph Aged Care	New South Wales	0	<6	0	<6
Catholic Healthcare St Joseph's Aged Care	New South Wales	0	15	11	26
Cooinda Hostel	New South Wales	0	<6	<6	<6
Estia Health Bankstown	New South Wales	0	<6	<6	<6
Estia Health Epping - The Poplars	New South Wales	0	<6	0	<6
Estia Health Manly Vale	New South Wales	0	6	<6	n/p
Estia Health Tea Gardens	New South Wales	0	<6	8	n/p
Fairlea Aged Care Rosehill	New South Wales	0	<6	0	<6
Florence Price Gardens	New South Wales	0	22	<6	n/p
Garden Village	New South Wales	0	57	21	78
Grasmere Terrace	New South Wales	0	<6	<6	<6
Heritage Kingswood	New South Wales	0	7	<6	n/p
Hunters Hill Montefiore Home	New South Wales	<6	22	14	36
Imlay House	New South Wales	0	<6	0	<6
IRT Macarthur	New South Wales	<6	14	<6	n/p
Killara Glades Care Community	New South Wales	0	6	0	6
Kintyre Lodge - Dubbo	New South Wales	0	11	<6	n/p
MacKillop House	New South Wales	0	<6	<6	7
Mary Potter Nursing Home	New South Wales	<6	20	23	43
Milford House Nursing Home	New South Wales	0	<6	0	<6

Service Name	State	Resident Deaths	Resident Cases	Staff Cases	Total Cases
Mona Vale House	New South Wales	0	7	0	7
Mona Vale View Care Community	New South Wales	0	0	<6	<6
Moran Kellyville	New South Wales	0	7	<6	n/p
Murravale Aged Care Facility	New South Wales	<6	10	9	19
Murrayvale Aged Care	New South Wales	0	6	<6	n/p
RFBI Armidale Masonic Village	New South Wales	0	21	9	30
RFBI Tamworth Masonic Village	New South Wales	0	18	9	27
Scalabrini Village Nursing Home (Bexley)	New South Wales	0	<6	0	<6
Southern Cross Care St Catherine's Residential Aged Care	New South Wales	<6	12	12	24
St Vincent's Care Services Haberfield	New South Wales	0	28	8	36
SWIAA Gardens	New South Wales	0	8	7	15
The Whiddon Group - Glenfield	New South Wales	0	22	0	22
The Whiddon Group - Kelso	New South Wales	0	7	<6	n/p
The Whiddon Group - Maclean	New South Wales	0	<6	8	n/p
Toongabbie Terrace Care Community	New South Wales	0	29	10	39
Tweed Valley Care Community	New South Wales	0	<6	0	<6
Uniting Alblas Lodge Tamworth	New South Wales	0	6	<6	n/p
Uniting Autumn Lodge Butler Street	New South Wales	0	<6	0	<6
Uniting Carroona Yamba	New South Wales	0	<6	0	<6
Uniting Farmborough Unanderra	New South Wales	0	7	8	15
Uniting Gerringong	New South Wales	0	<6	0	<6
Uniting Griffith	New South Wales	0	29	11	40
Wagga Wagga Community Aged Care	New South Wales	0	<6	<6	8
Wahroonga Place Care Community	New South Wales	0	13	<6	n/p
Warrigal Mount Terry	New South Wales	0	19	<6	n/p
Woollahra Montefiore Home	New South Wales	0	12	<6	n/p
Terrace Gardens	Northern Territory	<6	18	<6	n/p

Service Name	State	Resident Deaths	Resident Cases	Staff Cases	Total Cases
Thamarrurr Development Corporation	Northern Territory	0	<6	0	<6
Adventist Retirement Village - Victoria Pt	Queensland	0	6	<6	n/p
Akooramak Care of Older Persons	Queensland	0	29	9	38
Arcare Caboolture	Queensland	0	<6	0	<6
Arcare Springwood	Queensland	0	<6	0	<6
Beaumont Care Roslyn Lodge	Queensland	0	14	12	26
Benevolent Living	Queensland	0	<6	0	<6
Biggenden Hospital Multipurpose Health Service	Queensland	0	0	<6	<6
Blue Care Carina Aged Care Facility	Queensland	0	<6	<6	9
Bolton Clarke Cazna Gardens	Queensland	0	<6	<6	<6
Bupa Runaway Bay	Queensland	0	15	<6	n/p
Calvary Robina Rise	Queensland	0	7	7	14
Carinity Brownesholme Manor	Queensland	0	19	8	27
Childers Multipurpose Health Service	Queensland	0	0	6	6
Churches of Christ Fair Haven Aged Care Service Hervey Bay	Queensland	0	<6	<6	6
Estia Health Mudgeeraba	Queensland	0	<6	0	<6
Infinite Care Cleveland	Queensland	0	6	0	6
Lutheran Services - Zion	Queensland	0	<6	0	<6
Nanyima Aged Care	Queensland	0	<6	<6	<6
Nazareth House Wynnum	Queensland	0	<6	<6	<6
New Auckland Place	Queensland	0	<6	<6	6
Palm Lake Care Toowoomba	Queensland	<6	25	10	35
Paradise Lakes Care Centre	Queensland	0	<6	<6	<6
Pine Lodge Home for the Aged	Queensland	0	<6	<6	<6
Regis Lutwyche	Queensland	0	<6	0	<6
Regis Redlynch	Queensland	0	<6	0	<6
Sandbrook Assisted Aged Care	Queensland	0	<6	0	<6

Service Name	State	Resident Deaths	Resident Cases	Staff Cases	Total Cases
Southern Cross Care Holland Park - Duhig Village	Queensland	0	<6	<6	6
St Vincent's Care Services Kangaroo Point - Marycrest	Queensland	0	<6	0	<6
The Good Shepherd Nursing Home	Queensland	0	18	11	29
ACH Group Residential Care - Highercombe	South Australia	0	<6	0	<6
ACH Group Residential Care - Kapara	South Australia	0	<6	<6	<6
ACH Group Residential Care - West Park	South Australia	0	<6	<6	6
Aldersgate Aged Care Services	South Australia	0	<6	<6	<6
AnglicareSA Elizabeth East	South Australia	0	10	<6	n/p
AnglicareSA Westbourne Park	South Australia	0	17	<6	n/p
Bellevue Court Residential Care	South Australia	0	8	<6	n/p
Boandik Crouch Street	South Australia	0	<6	<6	6
Ceduna MPS	South Australia	0	10	<6	n/p
Disability SA Northgate	South Australia	0	7	8	15
Edenfield Family Care	South Australia	0	8	<6	n/p
Eldercare - South Park Minlaton	South Australia	0	8	<6	n/p
Eldercare Allambi	South Australia	<6	<6	<6	6
Eldercare Seaford	South Australia	0	<6	<6	<6
Estia Health Kensington Gardens	South Australia	0	<6	0	<6
Healthia	South Australia	0	<6	0	<6
Helping Hand Aged Care - Carinya	South Australia	0	<6	0	<6
Lerwin Nursing Home	South Australia	0	<6	<6	6
Lower North - Snowtown MPS	South Australia	0	10	7	17
Mount Carmel Residential Care	South Australia	0	8	<6	n/p
Penola War Memorial Hospital Inc MPS	South Australia	0	<6	<6	7
Regis Marleston	South Australia	0	0	<6	<6
Resthaven Aberfoyle Park	South Australia	0	22	<6	n/p
Resthaven Leabrook	South Australia	0	<6	0	<6

Service Name	State	Resident Deaths	Resident Cases	Staff Cases	Total Cases
Resthaven Mount Gambier	South Australia	0	<6	0	<6
Resthaven Westbourne Park	South Australia	0	13	<6	n/p
St Basil's at Croydon Park	South Australia	0	33	<6	n/p
The House of Saint Hilarion	South Australia	0	<6	0	<6
The Philip Kennedy Centre Residential Care	South Australia	<6	20	9	29
Warrina Crescent Residential Aged Care	South Australia	0	7	<6	n/p
Wirraminna Care Residential Aged Care	South Australia	0	<6	<6	<6
Eliza Purton	Tasmania	<6	25	13	38
Fairway Rise	Tasmania	<6	18	6	24
Hawthorn Village	Tasmania	0	<6	0	<6
Meercroft Care	Tasmania	0	14	<6	n/p
Mount Esk Aged Care	Tasmania	0	<6	0	<6
Regis Tasmania - Legana	Tasmania	0	7	<6	n/p
Snug Village	Tasmania	0	0	<6	<6
Tyler Village	Tasmania	0	12	6	18
Abberfield Aged Care Facility	Victoria	0	35	<6	n/p
AdventCare Whitehorse	Victoria	0	20	<6	n/p
Alcheringa	Victoria	0	<6	<6	<6
Arcare Burnside	Victoria	0	<6	<6	6
Arcare Reservoir	Victoria	0	<6	0	<6
Bairnsdale Parklands Care Community	Victoria	<6	31	14	45
Baptcare - Karana Community	Victoria	0	<6	<6	<6
Baptcare Abbey Gardens Community	Victoria	<6	15	<6	n/p
Baptcare Amberlea Community	Victoria	0	18	9	27
Baptcare Coasthaven Community	Victoria	0	9	<6	n/p
Baptcare Heritage Manor Community	Victoria	0	<6	<6	<6
Benetas Colton Close	Victoria	0	8	0	8

Service Name	State	Resident Deaths	Resident Cases	Staff Cases	Total Cases
Bentleys Aged Care	Victoria	0	20	17	37
Bentons Lodge - Residential Aged Service	Victoria	0	62	30	92
BlueCross Hilltop	Victoria	0	<6	<6	<6
BlueCross Karinya Grove	Victoria	0	<6	<6	<6
BlueCross Sheridan Hall Brighton	Victoria	0	<6	0	<6
BlueCross Westgarth	Victoria	0	<6	<6	<6
Boort District Health Low Care	Victoria	0	9	20	29
Brimlea Aged Care	Victoria	0	<6	<6	6
Bupa Barrabool	Victoria	0	<6	0	<6
Bupa Bellarine Lakes	Victoria	0	16	<6	n/p
Bupa Mildura	Victoria	0	7	0	7
Calvary Balmoral Grove	Victoria	0	19	9	28
Calvary Hallam	Victoria	0	<6	<6	<6
Calvary Kelaston	Victoria	0	21	7	28
Carinya Lodge Hostel	Victoria	0	8	<6	n/p
Charlesbrook	Victoria	0	9	<6	n/p
Cobden District Health Services	Victoria	0	9	<6	n/p
Doutta Galla Lynch's Bridge Aged Care Facility	Victoria	0	<6	0	<6
Estia Health Altona Meadows	Victoria	0	16	<6	n/p
Estia Health Bannockburn	Victoria	0	<6	<6	<6
Estia Health Kangaroo Flat	Victoria	0	7	<6	n/p
Estia Health Mount Clear	Victoria	0	<6	0	<6
Estia Health Ringwood	Victoria	0	<6	<6	7
Faversham House	Victoria	0	10	6	16
GraniteHill Aged Care	Victoria	0	<6	0	<6
Greenview	Victoria	0	10	<6	n/p
HammondCare - Caulfield Village	Victoria	0	<6	<6	7

Service Name	State	Resident Deaths	Resident Cases	Staff Cases	Total Cases
Jacaranda House Hostel	Victoria	0	<6	0	<6
James Barker House	Victoria	0	<6	0	<6
Lakes Entrance Care Community	Victoria	0	35	12	47
Luson The Vue	Victoria	0	25	10	35
Lynden Aged Care	Victoria	0	<6	<6	6
Mayflower Edith Bendall	Victoria	0	<6	0	<6
Mercy Health Bethlehem Home For The Aged	Victoria	0	13	<6	n/p
Mercy Place Corben	Victoria	0	15	10	25
Mercy Place Montrose	Victoria	0	<6	<6	n/p
Mercy Place Parkville	Victoria	0	8	<6	n/p
Mooraleigh Hostel	Victoria	0	<6	<6	7
Moran Roxburgh Park	Victoria	0	<6	<6	7
Mount View Aged Care Facility	Victoria	0	<6	0	<6
Murrenda Residential Aged Care Home	Victoria	0	6	<6	n/p
Nazareth House Ballarat	Victoria	0	18	9	27
Nazareth House Camberwell	Victoria	0	6	<6	n/p
Omeo District Health	Victoria	0	0	<6	<6
Outlook Gardens Aged Care	Victoria	0	9	8	17
Peninsula Grange Aged Care	Victoria	0	<6	0	<6
Polish Retirement Home	Victoria	0	<6	0	<6
Princes Court Homes Hostel	Victoria	0	<6	<6	<6
Rathdowne Place	Victoria	0	<6	0	<6
RM Begg	Victoria	<6	21	9	30
Rosary Home	Victoria	0	<6	<6	6
Rose Lodge	Victoria	0	14	7	21
San Carlo Homes for the Aged	Victoria	0	<6	<6	<6
Seymour District Nursing Home	Victoria	0	<6	<6	6

Service Name	State	Resident Deaths	Resident Cases	Staff Cases	Total Cases
Skye Lodge	Victoria	<6	34	15	49
Somerville Gardens Care Community	Victoria	0	7	0	7
St Vincent's Care Services Eltham - Eltham Lodge	Victoria	0	<6	0	<6
St Vincent's Care Services Kew	Victoria	0	7	<6	n/p
Sutton Park Assisted Aged Care	Victoria	0	12	<6	n/p
The Ashley	Victoria	0	<6	<6	<6
Uniting AgeWell Hawthorn Community	Victoria	0	<6	<6	<6
Uniting AgeWell Strathdon Community	Victoria	0	<6	0	<6
Vasey RSL Care Brighton East	Victoria	<6	15	<6	n/p
Villa Maria Catholic Homes Bundoora Aged Care Residence	Victoria	0	<6	0	<6
Villa Maria Catholic Homes St Catherine's Aged Care Residence	Victoria	0	6	<6	n/p
Village Glen Aged Care Residences - Mornington	Victoria	0	16	<6	n/p
Weary Dunlop Retirement Village	Victoria	0	16	<6	n/p
Woods Point Aged Care	Victoria	0	<6	6	n/p
Yackandandah Health Residential Aged Care	Victoria	0	<6	0	<6
Aegis Amherst	Western Australia	0	<6	<6	<6
Aegis Balmoral	Western Australia	0	<6	0	<6
Aegis Banksia Park	Western Australia	0	<6	<6	<6
Aegis Hermitage	Western Australia	0	<6	0	<6
Aegis Hilton Park	Western Australia	0	<6	<6	<6
Aegis Parkview	Western Australia	0	29	16	45
Aegis Shoalwater	Western Australia	0	<6	<6	<6
Aegis Shoreline	Western Australia	0	6	<6	n/p
Aegis St Michael's	Western Australia	0	14	<6	n/p
Amaroo Village Buckley Caring Centre	Western Australia	0	22	11	33
Bethanie Peel	Western Australia	<6	6	<6	n/p
Brightwater Inglewood	Western Australia	0	26	<6	n/p

Service Name	State	Resident Deaths	Resident Cases	Staff Cases	Total Cases
Brightwater The Cove	Western Australia	0	0	<6	<6
Brightwater The Oaks	Western Australia	0	<6	<6	9
Capecare	Western Australia	0	<6	<6	<6
Dr Mary Surveyor Centre	Western Australia	0	13	<6	n/p
Edgewater Mercy Hostel	Western Australia	0	<6	<6	7
Edward Collick Home	Western Australia	0	<6	<6	7
Frank Prendergast House	Western Australia	0	9	<6	n/p
Geraldton Shore Care Community	Western Australia	0	13	8	21
Joseph Banks Aged Care Facility	Western Australia	0	13	10	23
Juniper Elimatta	Western Australia	0	6	0	6
Juniper Hayloft	Western Australia	0	26	13	39
Juniper Hillcrest	Western Australia	0	6	<6	n/p
Mercy Place Lathlain	Western Australia	0	<6	0	<6
Merredin MPS	Western Australia	0	<6	<6	6
Regents Garden - Bateman	Western Australia	0	9	<6	n/p
Regis Embleton	Western Australia	0	<6	<6	6
Regis North Fremantle	Western Australia	0	8	<6	n/p
Regis Woodlands	Western Australia	0	<6	0	<6
Residency by Dillons Narrogin	Western Australia	<6	10	8	18
Rosewood Care West Perth	Western Australia	<6	74	36	110
St Vincent's Aged Care	Western Australia	0	<6	<6	<6
Treeby Parklands Care Community	Western Australia	0	35	25	60
Victoria Park Hostel	Western Australia	0	<6	0	<6