



# COVID-19 outbreaks in Australian residential aged care homes

## National snapshot

As at 8:00 am 23 May 2024, there are 3,687 active COVID-19 cases reported in 416 active outbreaks in residential aged care homes (RACHs) across Australia. There has been an increase of 47 outbreaks, 37 new resident deaths and 3,572 combined new resident and staff cases reported since 16 May 2024.

**Table 1: Aged Care COVID-19 data as at 8.00am 23 May 2024<sup>1</sup>**

Category	Active <sup>2</sup>	Change in active (7 days)	Cumulative Total	Cumulative increase (7 days)
<b>Outbreaks<sup>3</sup></b>	416	47	20,849	181
<b>RACHs affected</b>	416	47	2,872	1
<b>Resident cases<sup>4</sup></b>	2,532	384	199,632	2,392
<b>Resident deaths</b>	N/A	N/A	6,551	37
<b>Staff cases</b>	1,155	225	110,803	1,180

Residential aged care homes with active outbreaks are included in [Appendix](#).

**Table 2: Overview of active outbreaks in Australia**

	ACT	NSW	NT	QLD	SA	TAS	VIC	WA	Total
<b>Total RACHs with outbreaks</b>	4	111	2	45	42	6	152	54	<b>416</b>
<b>Total number of active resident cases</b>	20	753	3	194	270	22	993	277	<b>2532</b>
<b>Total number of active staff cases</b>	9	299	2	118	164	11	388	164	<b>1155</b>
<b>Total outbreaks opened in previous 7 days</b>	1	54	1	11	17	3	73	21	<b>181</b>
<b>Total outbreaks closed in previous 7 days</b>	1	34	1	15	12	5	54	15	<b>137</b>

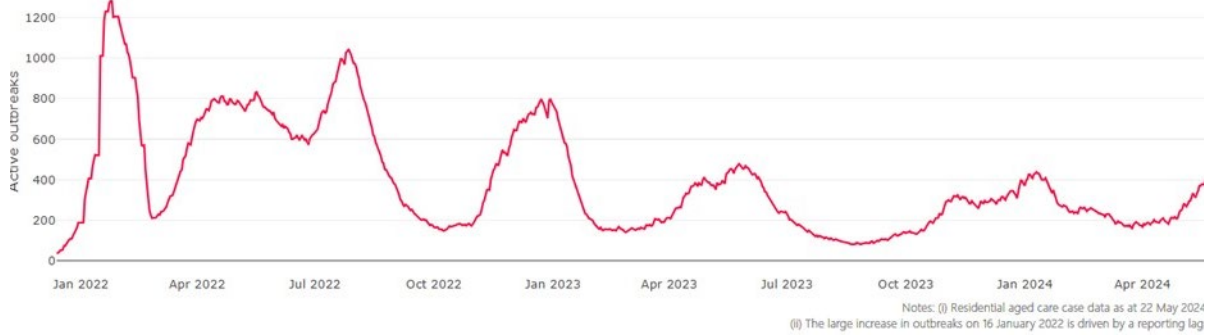
<sup>1</sup> Outbreak opening and closure includes changes in the status of exposure sites to outbreaks (and vice versa), which are applied retrospectively to facility records. New case information can also change the status of a recovered site back to an active outbreak site. As a result, changes in active outbreak status may not align with day-on-day variations to active totals. These adjustments will also affect the number of cases in staff and residents reported each week.

<sup>2</sup> Active residents and staff cases are the total currently positive cases in active outbreaks

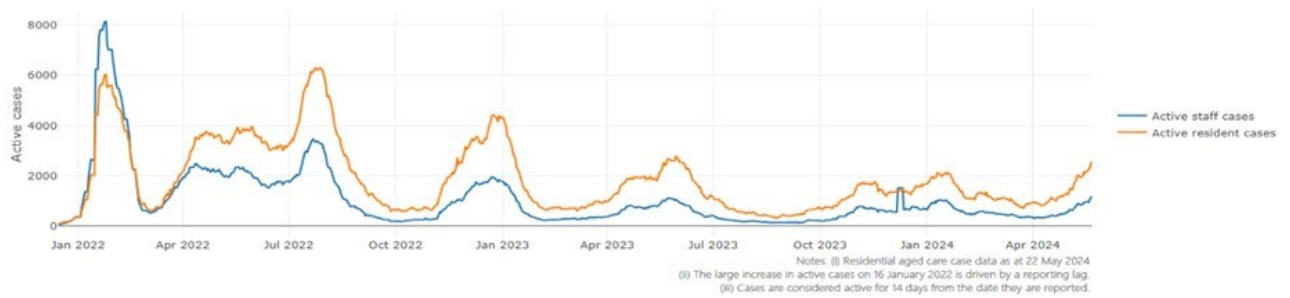
<sup>3</sup> An outbreak is considered to be active pending advice from the relevant Public Health Unit. An outbreak is defined as at least 1 (one) positive case in a resident or 2+ cases in staff.

<sup>4</sup> Case numbers and numbers of deaths are dependent upon reporting from RACHs and validation of deaths from state and territory governments. This is subject to change as further information is provided.

**Figure 1: National outbreak trends in aged care**



**Figure 2: Trends in aged care cases – December 2021 to present**



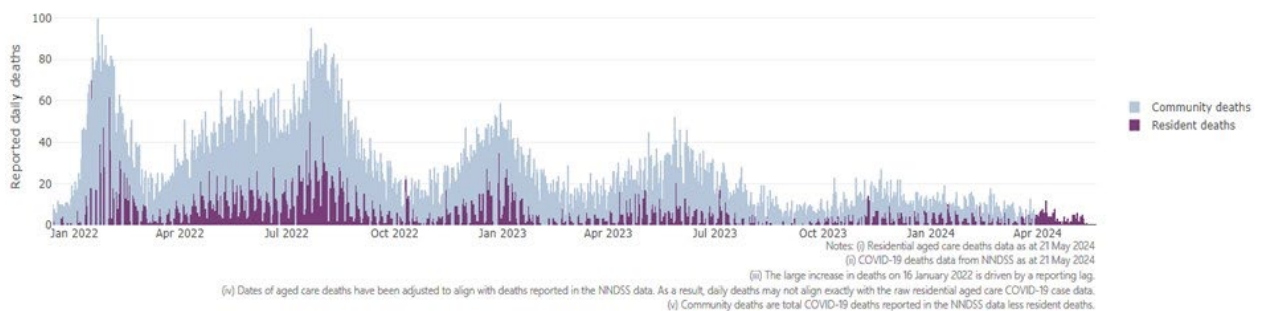
## Mortality

For the period of 1 January 2024 to 18 May 2024, COVID-19 is recorded as the cause of death in 1.8% of all deaths in permanent residents in aged care homes.

Since the beginning of the Omicron outbreak in mid-December<sup>5</sup> 2021, there have been 144,426 deaths in residential aged care from all causes (report period from 15 December 2021 to 18 May 2024)<sup>6</sup>. COVID-19 deaths account for 3.9% of this figure.

Over the course of the pandemic, all-cause excess mortality in residential aged care was below expected numbers in 2020, and within expected range in 2021. In the first half of 2022, all-cause excess mortality in residential aged care was above the expected range. Excess mortality for the second half of the 2022 is yet to be finalised.

**Figure 3: COVID-19 deaths in RACHs overlaid with community deaths**



<sup>5</sup> The Omicron outbreak start date has been redefined from late November 2021 to mid December 2021. Changes have been made to align reporting with the start date of Omicron published in the department's external facing Epidemiology report.

<sup>6</sup> The department is now accessing aged care deaths data from the SIEBEL dataset. Figures are live and subject to change. Source: Department of Health and Aged Care unpublished data / SIEBEL dataset.

## Workforce in active residential aged care outbreaks

As at 24 May 2024, surge workforce providers report a total of 192,798 shifts in aged care services impacted by COVID-19. These shifts include roles for GPs, nurses, care workers, allied health workers, executive and ancillary staff. In the past 7 days (from 17 May 2024) surge workforce providers have assisted 27 residential aged care homes and filled 512 shifts in aged care services.

**Table 3: Workforce resources supplied to RACHs**

Workforce provider	Total shifts	Previous 7 days
Aspen Medical	29,751	194
HealthX	33,967	231
Randstad	336	87
Recruitment, Consulting and Staffing Association	103,905	N/A
Healthcare Australia (Workforce Surge)	15,777	N/A
Healthcare Australia (NACER)	2,295	N/A
Mable	2,711	N/A
Torrens	4,056	N/A

*\*Note: Workforce providers currently with ceased contracts are displayed as N/A.*

The Australian Defence Force provided support to a total of 542 residential aged care homes between February and September 2022. The ADF deployment ceased on 30 September 2022.

## Oral antiviral treatments

Distribution of the oral anti-viral Lagevrio (Molnupiravir) commenced on 6 February 2022 to all RACHs with outbreak sites prioritised for delivery. The National Medical Stockpile has deployed 48,269 treatment courses of Lagevrio (Molnupiravir) to RACHs.

110,995 prescriptions for Lagevrio (Molnupiravir) have been issued to residents in RACHs, with a further 11,562 prescriptions for Paxlovid (nirmatrelvir + ritonavir) also issued since 28 February 2022 and up to 30 April 2024.

*\*Note: Oral antiviral data is only being updated monthly.*

## Vaccination in RACHs

On 29 February 2024, recommendations for 2024 COVID-19 vaccinations were released. Recommended doses for the program in 2024 are based on an individual's age and level of severe immunocompromise.

In 2024, those aged 75 years and over are recommended to get a COVID-19 vaccine dose every 6 months. Those aged over 65 years of age, and adults with severe immunocompromise are recommended to receive a COVID-19 vaccine dose every 12 months and are eligible to receive a COVID-19 vaccine dose every 6 months based on individual risk-benefit assessments. All other adults can receive a single dose this year.

Recommendations can be found on the Department of Health and Aged Care (department) website at: <https://www.health.gov.au/our-work/covid-19-vaccines/getting-your-vaccination/booster-doses>. People are encouraged to seek vaccination advice from their healthcare providers, specific to their circumstances.

People living in residential aged care are a high priority for the Government's COVID-19 vaccination program.

Older age remains the biggest risk factor for severe COVID-19 disease. Vaccination offers added protection to help reduce the risk of severe illness or hospitalisation of aged care residents.

The department is working with both the aged care and primary care sectors to ensure residents have access to the COVID-19 vaccine. The department continues to target support for RACHs to arrange COVID-19 vaccinations with local primary care providers such as GPs, community pharmacists and Aboriginal Community Controlled Health Services.

As at 8 May 2024:

- 74.0% of aged care residents have received a booster dose since 1 January 2023.
- 79.6k (43.2%) aged care residents received a booster dose in the last 6 months.
- 2,483 aged care residents received a vaccine dose in the last week.

**Table 4: Aged care COVID-19 Booster Doses (data as at 8 May 2024)**

Jurisdiction	Received booster in last 6 months	
	Residents vaccinated	% of residents vaccinated
<b>National</b>	<b>79.6k</b>	<b>43.2%</b>
ACT	1.3k	53.7%
NSW	24.9k	42.0%
NT	<200	31.5%
QLD	16.3k	43.5%
SA	7.7k	48.0%
TAS	2.4k	56.1%
VIC	20.6k	43.4%
WA	6.3k	37.2%

Source: Matched Australian Immunisation Register (AIR) data of residents in permanent residential aged care. For reporting accuracy, the total aged care resident population only includes residents who have been linked with their vaccination records. As residential aged care populations are fluid, the total population for vaccination are an estimate only and there is an administrative lag with the aged care recipient data which is linked to AIR data. Counts may fluctuate due to enhancements to data over time. Key: k= thousand

*\*Note: The department is reviewing COVID-19 vaccination data and reporting for 2024. Updated data on COVID-19 vaccinations in residential aged care will be provided in the coming weeks.*

## Infection control and audit

The Aged Care Quality and Safety Commission (Commission) conducts site audits and assessment contacts (site and non-site) to monitor and assess residential aged care services against the Aged Care Quality Standards (see Table 5 below). This may include conducting infection control monitoring (ICM) spot checks.

An ICM spot check involves an on-site visit to residential aged care services, without an outbreak, to observe infection control practices, to ensure that staff, management, and visitors are adhering to safe personal protective equipment protocols and to safe infection control arrangements, as required under the Quality Standards.

As at 23 May 2024, the Commission had conducted 6,042 ICM spot checks to observe infection control practices and PPE protocols in RACHs.

**Table 5: Total quality assessment and monitoring activities with residential services (including IPC), by type and month 1 March 2020 to 23 May 2024**

Regulatory Activities	2019-20 (1 Mar - 30 Jun 2020)	2020-21	2021-22	2022-23	2023-24 (to 23 May)	Total
Site visits	318	3,452	1,732	3,814	2,605	11,921
Non-site activities	3,709	8,381	6,665	1,413	468	20,636
Total activities	4,027	11,833	8,397	5,227	3,073	32,557

## Appendix: National residential aged care homes (RACHs) with active outbreaks COVID-19

Please note, information reported in this table has been directly reported to the department by RACHs.

'Total cases' refers to all staff and resident cases associated with the active outbreak and may not reflect the count of currently active cases.

Where numbers have been incorrectly reported, RACHs are able to correct these in the COVID-19 Support Portal through My Aged Care.

Where a RACH is reporting less than six resident or staff cases or less than six deaths, data has been suppressed to protect the privacy of affected individuals (note that "n/p" indicates data is not provided to protect privacy).

Data below for individual services is as at 23 May 2024.

Service Name	State	Resident Deaths	Resident Cases	Staff Cases	Total Cases
<b>BaptistCare Griffith</b>	Australian Capital Territory	0	11	<6	n/p
<b>Jindalee Aged Care Residence</b>	Australian Capital Territory	0	<6	<6	<6
<b>Warrigal Care Stirling</b>	Australian Capital Territory	0	10	<6	n/p
<b>Warrigal Hughes</b>	Australian Capital Territory	<6	33	13	46
<b>Advantaged Care at Georges Manor</b>	New South Wales	0	14	<6	n/p
<b>Alstonville Adventist Aged Care Facility</b>	New South Wales	0	<6	0	<6
<b>Anglican Care Bishop Tyrrell Place</b>	New South Wales	0	11	0	11
<b>Anglican Care Mirrabooka Place</b>	New South Wales	0	<6	<6	<6
<b>Anglicare Donington Court</b>	New South Wales	0	<6	<6	<6
<b>Anglicare Farrer Brown Court</b>	New South Wales	0	<6	0	<6
<b>Anglicare Melva McDonald Lodge</b>	New South Wales	0	11	0	11
<b>Arthur Blackburn VC Gardens</b>	New South Wales	0	18	8	26
<b>Avondale House</b>	New South Wales	0	12	8	20
<b>Bangalor Retreat</b>	New South Wales	0	13	6	19
<b>Bankstown Terrace Care Community</b>	New South Wales	0	<6	0	<6
<b>BaptistCare George Forbes House</b>	New South Wales	0	0	<6	<6
<b>BaptistCare Shalom Centre</b>	New South Wales	0	<6	0	<6
<b>BaptistCare The Gracewood Centre</b>	New South Wales	0	<6	0	<6
<b>Bathurst Riverview Care Community</b>	New South Wales	<6	44	26	70

Service Name	State	Resident Deaths	Resident Cases	Staff Cases	Total Cases
Beresford Hall	New South Wales	0	<6	<6	<6
Bethel Lodge	New South Wales	0	<6	<6	<6
Bill Newton VC Gardens	New South Wales	0	<6	<6	<6
Blacktown Terrace Care Community	New South Wales	0	11	7	18
Blakehurst Aged Care Centre	New South Wales	<6	11	<6	n/p
Bolton Clarke Willowdale	New South Wales	0	6	<6	n/p
Booroongen Djugun Limited	New South Wales	0	<6	8	n/p
Borella House	New South Wales	0	6	<6	n/p
Buckland	New South Wales	0	<6	<6	<6
Bundaleer Gardens Hostel	New South Wales	0	7	<6	n/p
Bupa Ashfield	New South Wales	0	<6	<6	<6
Bupa Bankstown	New South Wales	0	8	<6	n/p
Bupa Bexley	New South Wales	0	<6	<6	<6
Calare Residential Aged Care Facility	New South Wales	0	28	9	37
Calvary Cooina Retirement Community	New South Wales	0	<6	0	<6
Calvary Henley Manor	New South Wales	0	6	<6	n/p
Cameron Park Care Community	New South Wales	0	<6	<6	9
Catholic Healthcare Bodington	New South Wales	0	18	11	29
Catholic Healthcare Brigidine House	New South Wales	0	<6	0	<6
Catholic Healthcare Charles O'Neill Hostel	New South Wales	0	<6	0	<6
Catholic Healthcare Coolamon Villa	New South Wales	0	6	<6	n/p
Catholic Healthcare Gertrude Abbott Aged Care	New South Wales	0	<6	0	<6
Catholic Healthcare Holy Spirit Casula	New South Wales	0	<6	0	<6
Catholic Healthcare Jemalong Residential Village	New South Wales	<6	8	6	14
Catholic Healthcare Macquarie Care Centre	New South Wales	0	<6	<6	6
Catholic Healthcare McQuoin Park	New South Wales	0	<6	<6	<6
Catholic Healthcare St Anne's Aged Care	New South Wales	0	8	<6	n/p



Service Name	State	Resident Deaths	Resident Cases	Staff Cases	Total Cases
Catholic Healthcare St Bedes Home	New South Wales	0	<6	<6	<6
Catholic Healthcare St Catherine's Aged Care	New South Wales	0	54	35	89
Catholic Healthcare St Francis Aged Care	New South Wales	0	<6	<6	<6
Catholic Healthcare St John's Villa	New South Wales	0	6	10	16
Chiswick Manor Care Community	New South Wales	0	<6	<6	7
Dunedoo Multi-Purpose Service	New South Wales	0	<6	<6	<6
Durham Green Lodge Memory Care	New South Wales	0	<6	6	n/p
Emmaus	New South Wales	0	31	20	51
Estia Health Albury	New South Wales	0	0	<6	<6
Estia Health Bexley Park	New South Wales	0	<6	0	<6
Estia Health Blakehurst	New South Wales	0	<6	<6	<6
Estia Health Figtree	New South Wales	0	<6	<6	<6
Estia Health Manly Vale	New South Wales	0	0	<6	<6
Fairlea Aged Care Rosehill	New South Wales	0	29	<6	n/p
Gosling Creek Aged Care	New South Wales	0	<6	0	<6
Governor Phillip Manor	New South Wales	<6	31	15	46
Green Hills Residential Care Service	New South Wales	0	7	6	13
Grenfell Multi-Purpose Service	New South Wales	0	<6	<6	8
HammondCare Waratah	New South Wales	<6	30	17	47
Hawkesbury Living Pty Limited	New South Wales	0	<6	0	<6
Heritage Queanbeyan	New South Wales	0	11	<6	n/p
Hillgrove House	New South Wales	0	7	7	14
Hudson House	New South Wales	<6	29	11	40
Hunters Hill Montefiore Home	New South Wales	0	7	<6	n/p
IRT Peakhurst	New South Wales	0	6	<6	n/p
IRT Thomas Holt Kirrawee	New South Wales	0	<6	0	<6
Jonathan Rogers GC House	New South Wales	<6	11	<6	n/p

Service Name	State	Resident Deaths	Resident Cases	Staff Cases	Total Cases
Lara Aged Care	New South Wales	0	24	7	31
Leigh Place	New South Wales	0	<6	<6	7
Mark Moran at Warrawee	New South Wales	0	<6	0	<6
Marsden Park Care Community	New South Wales	0	<6	<6	7
McMaugh Gardens Hostel	New South Wales	0	7	<6	n/p
Mona Vale House	New South Wales	0	19	0	19
Mona Vale View Care Community	New South Wales	<6	32	11	43
Moran Engadine	New South Wales	0	<6	0	<6
Moran Stockton	New South Wales	0	10	<6	n/p
Paling Court Residential Aged Care	New South Wales	0	8	<6	n/p
Pembroke Lodge	New South Wales	0	19	10	29
Pemulwuy Aged Care	New South Wales	0	40	9	49
Quakers Hillside Care Community	New South Wales	0	<6	0	<6
Randwick Montefiore Home	New South Wales	0	7	11	18
Regis Elermore Vale	New South Wales	0	<6	7	n/p
Regis Port Macquarie	New South Wales	0	12	16	28
Roseneath Aged Care Centre Pty Ltd	New South Wales	0	<6	<6	<6
Russian Relief Association of St Sergius of Radonezh	New South Wales	0	<6	0	<6
Southern Cross Care John Woodward Residential Aged Care	New South Wales	0	8	<6	n/p
Southern Cross Care Thornton Park	New South Wales	0	<6	0	<6
Southaven Aged Care	New South Wales	0	<6	0	<6
St Brigid's Green Maroubra	New South Wales	0	<6	<6	6
St Elizabeth Home	New South Wales	0	38	<6	n/p
St Lukes Nursing Home	New South Wales	0	22	6	28
SummitCare Smithfield	New South Wales	0	25	<6	n/p
Tamworth Community Aged Care	New South Wales	0	19	<6	n/p
The Greek Community Home For The Aged	New South Wales	0	6	<6	n/p

Service Name	State	Resident Deaths	Resident Cases	Staff Cases	Total Cases
<b>The Royce Manor</b>	New South Wales	0	<6	<6	<6
<b>The Whiddon Group - Kelso</b>	New South Wales	0	23	11	34
<b>The Whiddon Group - Kyogle</b>	New South Wales	0	18	7	25
<b>Tweed Valley Care Community</b>	New South Wales	0	15	6	21
<b>Uniting Bankstown</b>	New South Wales	0	6	<6	n/p
<b>Uniting Elizabeth Gates and Alroy House Singleton</b>	New South Wales	0	18	25	43
<b>Uniting Koombahla Elermore Vale</b>	New South Wales	0	14	15	29
<b>Uniting Lillian Wells North Parramatta</b>	New South Wales	0	<6	<6	<6
<b>Uniting Nunyara Peakhurst</b>	New South Wales	0	18	6	24
<b>Uniting Thomas Roseby Lodge Marrickville</b>	New South Wales	0	7	<6	n/p
<b>Uniting Wontama Orange</b>	New South Wales	0	<6	8	n/p
<b>Wahroonga Tallwoods Care Community</b>	New South Wales	0	<6	0	<6
<b>Wallsend Manor Aged Care</b>	New South Wales	0	<6	<6	<6
<b>Warrigal Mount Terry</b>	New South Wales	<6	27	7	34
<b>Whiddon Moree Nursing Home</b>	New South Wales	0	<6	0	<6
<b>Katherine Hostel</b>	Northern Territory	0	<6	<6	9
<b>Regis Tiwi</b>	Northern Territory	0	<6	<6	<6
<b>Aloaka Care Centre</b>	Queensland	0	9	6	15
<b>Anglicare SQ St Martin's Nursing Home</b>	Queensland	0	<6	<6	<6
<b>Beuaraba Lodge</b>	Queensland	0	6	6	12
<b>Benevolent Living</b>	Queensland	0	30	8	38
<b>Blue Care Capricorn Aged Care Facility</b>	Queensland	0	<6	<6	<6
<b>Blue Care Carina Aged Care Facility</b>	Queensland	0	0	<6	<6
<b>Blue Care Gympie Grevillea Gardens Aged Care Facility</b>	Queensland	<6	12	9	21
<b>Blue Care Maleny Erowal Aged Care Facility</b>	Queensland	0	<6	<6	6
<b>Bolton Clarke Cazna Gardens</b>	Queensland	0	14	11	25
<b>Bolton Clarke Fairview</b>	Queensland	0	<6	<6	6

Service Name	State	Resident Deaths	Resident Cases	Staff Cases	Total Cases
<b>Bolton Clarke Fernhill</b>	Queensland	0	<6	<6	<6
<b>Bolton Clarke Rowes Bay</b>	Queensland	0	13	<6	n/p
<b>Brighton Health Campus (Gannet House)</b>	Queensland	0	17	11	28
<b>Calvary Gympie Views</b>	Queensland	<6	34	17	51
<b>Caravonica Waters</b>	Queensland	<6	26	12	38
<b>Carinity Kepnock Grove</b>	Queensland	0	11	<6	n/p
<b>Churches of Christ Fassifern Aged Care Service</b>	Queensland	0	<6	<6	8
<b>Churches of Christ Golden Age Aged Care Service</b>	Queensland	0	<6	0	<6
<b>De Paul Villa Aged Care</b>	Queensland	0	<6	<6	<6
<b>Estia Health Mount Coolum</b>	Queensland	0	<6	<6	6
<b>Estia Health Twin Waters</b>	Queensland	<6	67	29	96
<b>Francis Of Assisi Home</b>	Queensland	0	63	18	81
<b>Holland Park Aged Care</b>	Queensland	0	<6	0	<6
<b>Infinite Care Edmonton Gardens</b>	Queensland	0	<6	<6	<6
<b>Keperra Sanctuary Hostel</b>	Queensland	0	<6	<6	<6
<b>Kewarra Beach Aged Care</b>	Queensland	0	7	<6	n/p
<b>MiCare Prins Willem Alexander Lodge</b>	Queensland	0	20	<6	n/p
<b>Mt Lofty Nursing Home</b>	Queensland	0	11	<6	n/p
<b>Murroona Gardens</b>	Queensland	0	<6	6	n/p
<b>Nanyima Aged Care</b>	Queensland	0	<6	8	n/p
<b>NewDirection Care at Bellmere</b>	Queensland	0	11	10	21
<b>Ningana</b>	Queensland	0	6	<6	n/p
<b>North Lakes Terrace Care Community</b>	Queensland	<6	43	16	59
<b>Oxley Grove Care Community</b>	Queensland	0	<6	0	<6
<b>Ozcare Bakhita Villa Aged Care Facility</b>	Queensland	0	14	8	22
<b>Palm Lake Care Bargara</b>	Queensland	0	<6	<6	<6
<b>PM Aged Care</b>	Queensland	0	<6	0	<6

Service Name	State	Resident Deaths	Resident Cases	Staff Cases	Total Cases
PresCare - Alexandra Gardens	Queensland	0	0	<6	<6
Regis Chelmer	Queensland	0	0	<6	<6
Regis Kuluin	Queensland	0	<6	0	<6
Seaton Place Aged Care	Queensland	0	12	9	21
St Vincent's Care Services Mitchelton	Queensland	0	<6	<6	<6
St Vincent's Care Services Toowoomba - Nursing Home	Queensland	0	<6	<6	9
The Good Shepherd Nursing Home	Queensland	<6	21	22	43
Villa Maria Centre	Queensland	0	24	14	38
Aboriginal Elders Village	South Australia	0	<6	0	<6
ACH Group Residential Care - Highercombe	South Australia	<6	12	<6	n/p
Bene Aged Care - St Clair	South Australia	0	<6	<6	6
Bene Aged Care - The Italian Village	South Australia	0	7	<6	n/p
Boandik Kessal	South Australia	0	15	10	25
Boandik St Mary's	South Australia	<6	24	17	41
Bupa Morphettville	South Australia	0	22	12	34
Bupa Woodville	South Australia	0	26	16	42
Christies Beach Residential Care Services	South Australia	0	32	20	52
Disability SA Northgate	South Australia	0	14	13	27
Eldercare Acacia Court	South Australia	0	24	12	36
Eldercare Allambi	South Australia	<6	27	9	36
Eldercare Trowbridge House	South Australia	0	<6	<6	<6
Estia Health Aberfoyle Park	South Australia	0	10	6	16
Estia Health Burton	South Australia	0	20	8	28
Estia Health Craigmore	South Australia	0	30	9	39
Estia Health Golden Grove	South Australia	0	46	14	60
Estia Health Strathalbyn	South Australia	0	<6	<6	9
Helping Hand Aged Care - Ingle Farm	South Australia	0	16	0	16

Service Name	State	Resident Deaths	Resident Cases	Staff Cases	Total Cases
Helping Hand Aged Care - Mawson Lakes Facility	South Australia	0	6	<6	n/p
Helping Hand Aged Care - Parafield Gardens	South Australia	<6	8	14	22
Ira Parker Nursing Home	South Australia	0	<6	<6	6
Klemzig Residential Care Services	South Australia	<6	25	7	32
Lerwin Nursing Home	South Australia	0	<6	0	<6
Mary Cecelia Hart Court Hostel	South Australia	0	13	10	23
Matthew Flinders Home Inc	South Australia	0	14	9	23
Naracoorte Health Service	South Australia	0	<6	<6	<6
Pennwood Village	South Australia	0	<6	0	<6
Regis Marleston	South Australia	0	18	<6	n/p
Resthaven Bellevue Heights	South Australia	0	11	<6	n/p
Resthaven Mount Gambier	South Australia	0	<6	<6	8
Resthaven Paradise	South Australia	0	14	<6	n/p
Restvale Hostel	South Australia	0	<6	<6	<6
Ridleyton Greek Home for the Aged	South Australia	0	24	11	35
Romani	South Australia	0	<6	<6	<6
Sandpiper Lodge Residential Care	South Australia	0	22	<6	n/p
St Joseph's House	South Australia	0	9	<6	n/p
The Pines Lodge Residential Care	South Australia	0	<6	8	n/p
UnitingSA Hawksbury Gardens Aged Care	South Australia	0	<6	0	<6
UnitingSA Seaton Aged Care	South Australia	0	<6	<6	9
UnitingSA West Lakes Aged Care	South Australia	0	<6	<6	7
UnitingSA Westminster Village Aged Care	South Australia	0	17	<6	n/p
Campbell Town Health and Community Services	Tasmania	0	6	8	14
Melaleuca Home For The Aged	Tasmania	0	<6	10	n/p
Rubicon Grove	Tasmania	0	<6	0	<6
Snug Village	Tasmania	0	9	9	18

Service Name	State	Resident Deaths	Resident Cases	Staff Cases	Total Cases
<b>The Manor Nursing Home</b>	Tasmania	0	6	0	6
<b>Wellington Views</b>	Tasmania	0	<6	0	<6
<b>Aberlea Inc</b>	Victoria	0	<6	6	n/p
<b>Alan David Lodge</b>	Victoria	0	7	7	14
<b>Arcare Carnegie</b>	Victoria	0	<6	0	<6
<b>Arcare Castlemaine</b>	Victoria	0	6	<6	n/p
<b>Arcare Knox</b>	Victoria	0	<6	0	<6
<b>Arcare Maidstone</b>	Victoria	0	21	6	27
<b>Arcare Parkview Malvern East</b>	Victoria	0	<6	<6	<6
<b>Arcare Portarlington</b>	Victoria	0	18	<6	n/p
<b>Aurum Reservoir</b>	Victoria	0	17	8	25
<b>Bairnsdale Parklands Care Community</b>	Victoria	0	<6	<6	6
<b>Banawah</b>	Victoria	0	<6	<6	<6
<b>Banfields Aged Care</b>	Victoria	0	<6	<6	7
<b>Baptcare - Northaven Community</b>	Victoria	0	6	<6	n/p
<b>Baptcare Brookview Community</b>	Victoria	0	<6	0	<6
<b>Benetas Colton Close</b>	Victoria	0	16	<6	n/p
<b>Benetas Corowa Court</b>	Victoria	0	<6	<6	<6
<b>Bentons Lodge - Residential Aged Service</b>	Victoria	0	69	36	105
<b>Bindaree Retirement Centre</b>	Victoria	0	6	<6	n/p
<b>BlueCross Baradine</b>	Victoria	0	6	<6	n/p
<b>BlueCross Chelsea Manor</b>	Victoria	0	32	<6	n/p
<b>BlueCross Hansworth</b>	Victoria	0	<6	0	<6
<b>BlueCross Oakleigh</b>	Victoria	0	12	<6	n/p
<b>BlueCross Silverwood</b>	Victoria	0	<6	<6	<6
<b>BlueCross Willowmeade</b>	Victoria	<6	16	9	25
<b>Bupa Coburg</b>	Victoria	0	14	<6	n/p

Service Name	State	Resident Deaths	Resident Cases	Staff Cases	Total Cases
<b>Bupa Croydon</b>	Victoria	0	<6	0	<6
<b>Bupa Portland</b>	Victoria	0	<6	8	n/p
<b>Bupa South Morang</b>	Victoria	0	<6	<6	<6
<b>Bupa Wodonga</b>	Victoria	0	11	13	24
<b>Calvary Balmoral Grove</b>	Victoria	0	29	15	44
<b>Calvary Capel Sands</b>	Victoria	0	18	12	30
<b>Calvary George Vowell</b>	Victoria	0	<6	<6	7
<b>Calvary Goonawarra</b>	Victoria	0	7	<6	n/p
<b>Calvary Kelaston</b>	Victoria	0	<6	<6	<6
<b>Calvary Millward</b>	Victoria	0	18	<6	n/p
<b>Calvary Narracan Gardens</b>	Victoria	0	<6	<6	<6
<b>Calvary Rosanna Views</b>	Victoria	0	8	<6	n/p
<b>Calvary Rye Sands</b>	Victoria	0	<6	<6	<6
<b>Calvary Strzelecki House</b>	Victoria	0	9	7	16
<b>Camberwell Green</b>	Victoria	0	8	<6	n/p
<b>Cardinia Community Aged Care</b>	Victoria	0	12	7	19
<b>Cobden District Health Services</b>	Victoria	0	34	13	47
<b>Cooinda Village Inc</b>	Victoria	0	8	6	14
<b>Coppin Centre</b>	Victoria	0	9	<6	n/p
<b>Craigcare Pascoe Vale</b>	Victoria	0	15	<6	n/p
<b>Craigcare Plumpton Villa</b>	Victoria	0	19	<6	n/p
<b>Diamond Creek Care Community</b>	Victoria	0	<6	0	<6
<b>Dimboola District Hospital Nursing Home Unit</b>	Victoria	0	<6	<6	<6
<b>Donwood Nursing Home</b>	Victoria	0	6	0	6
<b>Drysdale Grove</b>	Victoria	0	13	9	22
<b>Embracia Moonee Valley</b>	Victoria	0	17	<6	n/p
<b>Emmavale Gardens</b>	Victoria	0	<6	<6	<6



Service Name	State	Resident Deaths	Resident Cases	Staff Cases	Total Cases
Emmy Monash Aged Care	Victoria	0	<6	0	<6
Epping Gardens	Victoria	0	13	<6	n/p
Estia Health Benalla (Thomas St)	Victoria	0	12	<6	n/p
Estia Health Epping VIC	Victoria	0	42	12	54
Estia Health Grovedale	Victoria	0	12	0	12
Estia Health Mount Clear	Victoria	<6	29	11	40
Estia Health Plenty Valley	Victoria	0	16	8	24
Estia Health Ringwood	Victoria	0	46	11	57
Estia Health Wattle Glen	Victoria	0	13	<6	n/p
Estia Health Wodonga	Victoria	0	<6	<6	<6
Eva Tilley Memorial Hostel	Victoria	0	6	<6	n/p
Fairway Bayside Aged Care	Victoria	0	<6	0	<6
Forest Lodge Residential Aged Care	Victoria	0	6	0	6
Froniditha Thalpori Aged Care Services - St Albans	Victoria	0	16	<6	n/p
Glenarm Nursing Home	Victoria	0	<6	<6	8
Grace Of Mary Greek Cypriot Elderly Hostel	Victoria	<6	16	<6	n/p
Grace Villa Aged Care	Victoria	0	0	<6	<6
GraniteHill Aged Care	Victoria	0	<6	<6	<6
Grant Lodge Aged Care Facility	Victoria	0	15	12	27
Hailey House Hostel	Victoria	0	<6	<6	8
Harmony Village Inc	Victoria	0	29	12	41
Havilah Hostel	Victoria	0	<6	<6	7
Havilah on Palmerston	Victoria	0	0	<6	<6
Heathcote Health Low Care Service	Victoria	0	<6	0	<6
Hepburn House	Victoria	0	9	10	19
Homestead Estate Residential Aged Care	Victoria	0	6	0	6
Homewood Residential Aged Care	Victoria	0	31	0	31

Service Name	State	Resident Deaths	Resident Cases	Staff Cases	Total Cases
Illoura - Residential Aged Care	Victoria	0	<6	<6	<6
Isomer Aged Care Facility	Victoria	0	<6	<6	<6
Jack Lonsdale Lodge	Victoria	0	8	<6	n/p
John Flynn Retirement Village	Victoria	0	6	<6	n/p
Karingal Seymour	Victoria	0	<6	<6	<6
Kensington Grange	Victoria	0	19	0	19
Killara Hostel	Victoria	0	<6	0	<6
Lakeview Lodge Hostel	Victoria	0	<6	<6	8
Langford Grange	Victoria	0	9	<6	n/p
Latrobe Valley Village Hostel	Victoria	0	23	12	35
Liferview Argyle Court	Victoria	0	<6	0	<6
Liferview Willow Wood	Victoria	0	11	10	21
MannaCare - Cassia House	Victoria	<6	24	<6	n/p
Marina Residential Aged Care Service	Victoria	0	8	0	8
McKellar Centre	Victoria	0	<6	<6	<6
mecwacare Susan Barton House	Victoria	0	<6	0	<6
Melville Grange Hostel	Victoria	0	<6	0	<6
Mercy Place Keon Park	Victoria	0	7	<6	n/p
Mercy Place Parkville	Victoria	<6	63	18	81
Mercy Place Templestowe	Victoria	0	15	0	15
Mercy Place Wyndham	Victoria	<6	31	15	46
Mitchell House	Victoria	0	12	<6	n/p
Mount Martha Valley	Victoria	0	<6	<6	<6
Myrtleford Lodge Aged Care	Victoria	0	26	7	33
Napier Street Aged Care Services	Victoria	0	9	7	16
Nazareth House Ballarat	Victoria	0	35	22	57
Nazareth House Camberwell	Victoria	0	19	9	28

Service Name	State	Resident Deaths	Resident Cases	Staff Cases	Total Cases
<b>Nellie Melba Retirement Village</b>	Victoria	0	<6	0	<6
<b>Ottrey Lodge</b>	Victoria	0	13	6	19
<b>Oxa Care</b>	Victoria	0	26	9	35
<b>Park Lane Croydon</b>	Victoria	0	26	7	33
<b>Paynesville Gardens Care Community</b>	Victoria	0	19	7	26
<b>Regis Armadale</b>	Victoria	0	<6	<6	<6
<b>Regis Cranbourne</b>	Victoria	0	11	7	18
<b>Regis Dandenong North</b>	Victoria	0	10	0	10
<b>Regis Sunraysia</b>	Victoria	0	9	<6	n/p
<b>Riddell Gardens Hostel</b>	Victoria	0	17	0	17
<b>Samarinda Lodge</b>	Victoria	0	16	<6	n/p
<b>Sea Views Manor</b>	Victoria	0	11	<6	n/p
<b>St John's</b>	Victoria	<6	52	30	82
<b>St Paul's Hostel for the Elderly</b>	Victoria	0	<6	<6	6
<b>St Vincent's Care Services Hawthorn</b>	Victoria	0	0	6	6
<b>Sunlight Residential Aged Care</b>	Victoria	0	21	0	21
<b>Swan Hill District Nursing Home</b>	Victoria	0	7	<6	n/p
<b>Talbot Place Aged Care Facility</b>	Victoria	0	23	8	31
<b>Templestowe Grove Care Community</b>	Victoria	0	7	0	7
<b>The Heights Donvale</b>	Victoria	0	12	0	12
<b>The Lakes Hostel</b>	Victoria	0	<6	<6	<6
<b>Traralgon Aged Care</b>	Victoria	0	17	13	30
<b>Trentham Hostel</b>	Victoria	0	<6	8	n/p
<b>Trentham Nursing Home</b>	Victoria	0	9	8	17
<b>Twin Parks Aged Care Centre</b>	Victoria	0	20	9	29
<b>Uniting AgeWell Kalkee Nangatta</b>	Victoria	<6	9	<6	n/p
<b>Uniting AgeWell Strath-Haven</b>	Victoria	<6	18	10	28

Service Name	State	Resident Deaths	Resident Cases	Staff Cases	Total Cases
Vasey RSL Care Brighton	Victoria	0	11	<6	n/p
Vasey RSL Care Bundoora	Victoria	0	8	<6	n/p
Villa Maria Catholic Homes Berwick Aged Care Residence	Victoria	0	<6	0	<6
Villa Maria Catholic Homes Corpus Christi Aged Care Residence	Victoria	0	10	<6	n/p
Villa Maria Catholic Homes Shanagolden Aged Care Residence	Victoria	0	8	<6	n/p
Villa Maria Catholic Homes St Bernadette's Aged Care Residence	Victoria	0	15	15	30
Villa Maria Catholic Homes Star of the Sea Aged Care Residence	Victoria	0	<6	0	<6
Village Glen Aged Care Residences - Mornington	Victoria	0	<6	6	n/p
Violet Town Bush Nursing Centre	Victoria	0	20	11	31
Walmsley Aged Care	Victoria	0	8	0	8
Warrandyte Gardens Care Community	Victoria	0	6	<6	n/p
Warrawee Nursing Home	Victoria	0	<6	7	n/p
Warrnambool Place Care Community	Victoria	0	12	9	21
Water Gardens	Victoria	0	<6	<6	<6
Waverley Valley Care Community	Victoria	0	36	7	43
Whittlesea Lodge	Victoria	<6	27	9	36
Willowbrae - Melton	Victoria	0	<6	0	<6
Wintringham Eunice Seddon Home	Victoria	0	<6	<6	<6
Wintringham Gilgunya Village	Victoria	0	7	<6	n/p
Aegis Anchorage	Western Australia	0	<6	<6	8
Aegis Balmoral	Western Australia	0	50	32	82
Aegis Carrington	Western Australia	0	<6	<6	<6
Aegis Greenfields	Western Australia	0	<6	11	n/p
Aegis Montgomery	Western Australia	0	13	6	19
Aegis Shawford	Western Australia	0	<6	0	<6
Aegis Shoalwater	Western Australia	0	34	24	58
Aegis Shorehaven	Western Australia	<6	22	7	29

Service Name	State	Resident Deaths	Resident Cases	Staff Cases	Total Cases
<b>Aegis The Pines</b>	Western Australia	0	<6	0	<6
<b>Alfred Cove Care Community</b>	Western Australia	0	22	8	30
<b>Alice Ross-King Care Centre</b>	Western Australia	0	<6	<6	6
<b>Bethanie Gwelup</b>	Western Australia	0	11	0	11
<b>Beverley MPS</b>	Western Australia	0	<6	<6	<6
<b>Boyup Brook MPS</b>	Western Australia	0	<6	0	<6
<b>Brightwater Inglewood</b>	Western Australia	<6	21	<6	n/p
<b>Brightwater Redcliffe</b>	Western Australia	<6	26	<6	n/p
<b>Brightwater The Cove</b>	Western Australia	0	14	10	24
<b>Burswood Care Annie Bryson McKeown Lodge</b>	Western Australia	0	9	<6	n/p
<b>Capecare</b>	Western Australia	0	6	7	13
<b>Carmel Roshana Care</b>	Western Australia	0	<6	<6	6
<b>City of Bayswater Hostel</b>	Western Australia	0	19	<6	n/p
<b>Coolibah Care</b>	Western Australia	0	<6	6	n/p
<b>Craigcare Maylands</b>	Western Australia	0	21	12	33
<b>Goomalling MPS</b>	Western Australia	0	<6	6	n/p
<b>Jacaranda Lodge</b>	Western Australia	0	<6	<6	6
<b>Jeremiah Donovan House</b>	Western Australia	<6	15	<6	n/p
<b>Joseph Cooke House</b>	Western Australia	0	<6	<6	6
<b>Juniper Hayloft</b>	Western Australia	0	<6	<6	<6
<b>Juniper Hillcrest</b>	Western Australia	0	11	10	21
<b>Juniper Hilltop</b>	Western Australia	0	<6	<6	<6
<b>Juniper John Bryant</b>	Western Australia	0	7	<6	n/p
<b>Juniper Sarah Hardey</b>	Western Australia	0	<6	<6	<6
<b>Juniper St David's</b>	Western Australia	0	12	<6	n/p
<b>Juniper The Residency</b>	Western Australia	0	<6	<6	8
<b>Karri and Tuart Lodge</b>	Western Australia	0	<6	<6	<6

Service Name	State	Resident Deaths	Resident Cases	Staff Cases	Total Cases
<b>Lefroy Care Centre</b>	Western Australia	0	23	<6	n/p
<b>Mercy Place Mont Clare</b>	Western Australia	<6	11	0	11
<b>Murdoch Gardens Care Community</b>	Western Australia	0	<6	<6	6
<b>MYVISTA Balcatta</b>	Western Australia	0	<6	<6	<6
<b>Nazareth House Geraldton</b>	Western Australia	0	<6	<6	8
<b>Peter Arney Home</b>	Western Australia	0	7	<6	n/p
<b>Regents Garden - Bateman</b>	Western Australia	0	44	10	54
<b>Regents Garden Aubin Grove</b>	Western Australia	<6	10	0	10
<b>Regents Garden Residential Aged Care Resort - Lake Joondalup</b>	Western Australia	0	<6	<6	<6
<b>Regis Bunbury</b>	Western Australia	0	11	11	22
<b>Regis North Fremantle</b>	Western Australia	0	8	<6	n/p
<b>Regis Weston</b>	Western Australia	0	<6	0	<6
<b>Regis Woodlands</b>	Western Australia	0	23	<6	n/p
<b>Southern Cross MPS</b>	Western Australia	0	7	10	17
<b>Southern Plus East Fremantle</b>	Western Australia	0	<6	0	<6
<b>Victoria Park Hostel</b>	Western Australia	0	<6	<6	<6
<b>Villa Pelletier Hostel</b>	Western Australia	0	14	<6	n/p
<b>Vivian Bullwinkel Lodge</b>	Western Australia	0	13	7	20
<b>York MPS</b>	Western Australia	0	7	<6	n/p