



COVID-19 outbreaks in Australian residential aged care homes

National snapshot

As at 8:00 am 16 May 2024, there are 3,110 active COVID-19 cases reported in 378 active outbreaks in residential aged care homes (RACHs) across Australia. There has been an increase of 83 outbreaks, 40 new resident deaths and 2,812 combined new resident and staff cases reported since 9 May 2024.

Table 1: Aged Care COVID-19 data as at 8.00am 16 May 2024¹

Category	Active ²	Change in active (7 days)	Cumulative Total	Cumulative increase (7 days)
Outbreaks³	378	83	20,659	186
RACHs affected	378	83	2,871	0
Resident cases⁴	2,150	364	197,260	1,959
Resident deaths	N/A	N/A	6,515	40
Staff cases	960	196	109,626	853

Residential aged care homes with active outbreaks are included in [Appendix](#).

Table 2: Overview of active outbreaks in Australia

	ACT	NSW	NT	QLD	SA	TAS	VIC	WA	Total
Total RACHs with outbreaks	4	86	2	52	40	7	136	51	378
Total number of active resident cases	23	629	11	232	230	27	726	275	2150
Total number of active staff cases	13	235	2	152	138	12	284	124	960
Total outbreaks opened in previous 7 days	3	42	1	32	18	2	65	23	186
Total outbreaks closed in previous 7 days	2	26	1	14	12	2	34	11	102

¹ Outbreak opening and closure includes changes in the status of exposure sites to outbreaks (and vice versa), which are applied retrospectively to facility records. New case information can also change the status of a recovered site back to an active outbreak site. As a result, changes in active outbreak status may not align with day-on-day variations to active totals. These adjustments will also affect the number of cases in staff and residents reported each week.

² Active residents and staff cases are the total currently positive cases in active outbreaks

³ An outbreak is considered to be active pending advice from the relevant Public Health Unit. An outbreak is defined as at least 1 (one) positive case in a resident or 2+ cases in staff.

⁴ Case numbers and numbers of deaths are dependent upon reporting from RACHs and validation of deaths from state and territory governments. This is subject to change as further information is provided.

Figure 1: National outbreak trends in aged care

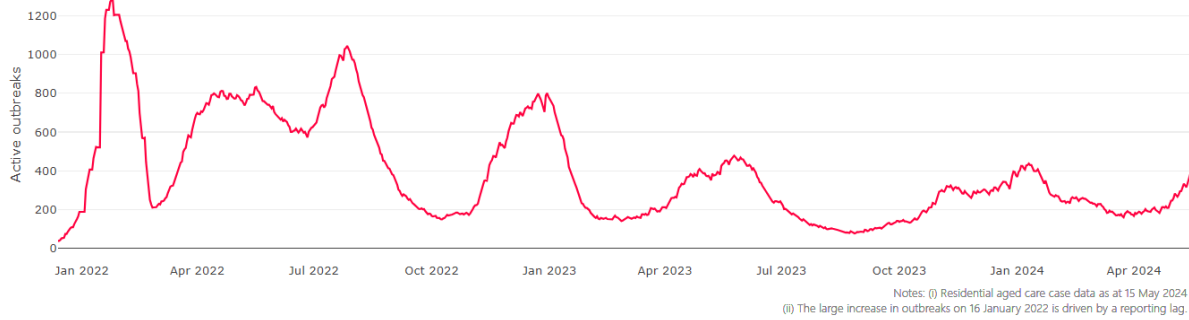
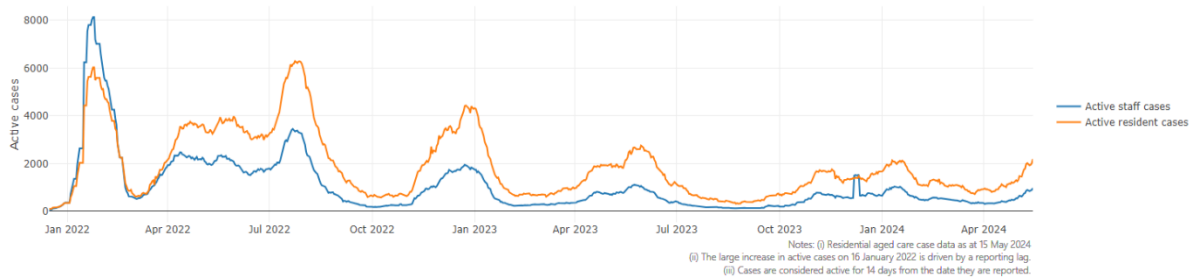


Figure 2: Trends in aged care cases – December 2021 to present



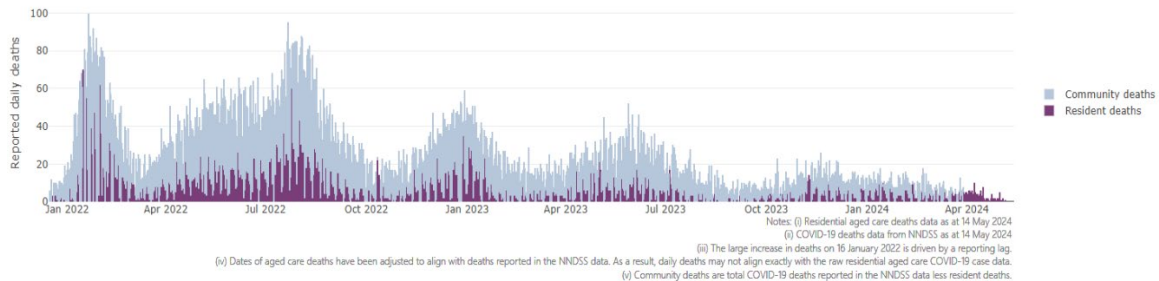
Mortality

For the period of 1 January 2024 to 11 May 2024, COVID-19 is recorded as the cause of death in 1.8% of all deaths in permanent residents in aged care homes.

Since the beginning of the Omicron outbreak in mid-December⁵ 2021, there have been 143,227 deaths in residential aged care from all causes (report period from 15 December 2021 to 11 May 2024)⁶. COVID-19 deaths account for 3.9% of this figure.

Over the course of the pandemic, all-cause excess mortality in residential aged care was below expected numbers in 2020, and within expected range in 2021. In the first half of 2022, all-cause excess mortality in residential aged care was above the expected range. Excess mortality for the second half of the 2022 is yet to be finalised.

Figure 3: COVID-19 deaths in RACHs overlaid with community deaths



⁵ The Omicron outbreak start date has been redefined from late November 2021 to mid December 2021. Changes have been made to align reporting with the start date of Omicron published in the department’s external facing Epidemiology report.

⁶ The department is now accessing aged care deaths data from the SIEBEL dataset. Figures are live and subject to change. Source: Department of Health and Aged Care unpublished data / SIEBEL dataset.

Workforce in active residential aged care outbreaks

As at 17 May 2024, surge workforce providers report a total of 192,286 shifts in aged care services impacted by COVID-19. These shifts include roles for GPs, nurses, care workers, allied health workers, executive and ancillary staff. In the past 7 days (from 10 May 2024) surge workforce providers have assisted 25 residential aged care homes and filled 445 shifts in aged care services.

Table 3: Workforce resources supplied to RACHs

Workforce provider	Total shifts	Previous 7 days
Aspen Medical	29,557	173
HealthX	33,736	231
Randstad	249	41
Recruitment, Consulting and Staffing Association	103,905	N/A
Healthcare Australia (Workforce Surge)	15,777	N/A
Healthcare Australia (NACER)	2,295	N/A
Mable	2,711	N/A
Torrens	4,056	N/A

**Note: Workforce providers currently with ceased contracts are displayed as N/A.*

The Australian Defence Force provided support to a total of 542 residential aged care homes between February and September 2022. The ADF deployment ceased on 30 September 2022.

Oral antiviral treatments

Distribution of the oral anti-viral Lagevrio (Molnupiravir) commenced on 6 February 2022 to all RACHs with outbreak sites prioritised for delivery. The National Medical Stockpile has deployed 48,269 treatment courses of Lagevrio (Molnupiravir) to RACHs.

110,995 prescriptions for Lagevrio (Molnupiravir) have been issued to residents in RACHs, with a further 11,562 prescriptions for Paxlovid (nirmatrelvir + ritonavir) also issued since 28 February 2022 and up to 30 April 2024.

**Note: Oral antiviral data is only being updated monthly.*

Vaccination in RACHs

On 29 February 2024, recommendations for 2024 COVID-19 vaccinations were released. Recommended doses for the program in 2024 are based on an individual's age and level of severe immunocompromise.

In 2024, those aged 75 years and over are recommended to get a COVID-19 vaccine dose every 6 months. Those aged over 65 years of age, and adults with severe immunocompromise are recommended to receive a COVID-19 vaccine dose every 12 months and are eligible to receive a COVID-19 vaccine dose every 6 months based on individual risk-benefit assessments. All other adults can receive a single dose this year.

Recommendations can be found on the Department of Health and Aged Care (department) website at: <https://www.health.gov.au/our-work/covid-19-vaccines/getting-your-vaccination/booster-doses>. People are encouraged to seek vaccination advice from their healthcare providers, specific to their circumstances.

People living in residential aged care are a high priority for the Government's COVID-19 vaccination program.

Older age remains the biggest risk factor for severe COVID-19 disease. Vaccination offers added protection to help reduce the risk of severe illness or hospitalisation of aged care residents.

The department is working with both the aged care and primary care sectors to ensure residents have access to the COVID-19 vaccine. The department continues to target support for RACHs to arrange COVID-19 vaccinations with local primary care providers such as GPs, community pharmacists and Aboriginal Community Controlled Health Services.

As at 8 May 2024:

- 74.0% of aged care residents have received a booster dose since 1 January 2023.
- 79.6k (43.2%) aged care residents received a booster dose in the last 6 months.
- 2,483 aged care residents received a vaccine dose in the last week.

Table 4: Aged care COVID-19 Booster Doses (data as at 8 May 2024)

Jurisdiction	Received booster in last 6 months	
	Residents vaccinated	% of residents vaccinated
National	79.6k	43.2%
ACT	1.3k	53.7%
NSW	24.9k	42.0%
NT	<200	31.5%
QLD	16.3k	43.5%
SA	7.7k	48.0%
TAS	2.4k	56.1%
VIC	20.6k	43.4%
WA	6.3k	37.2%

Source: Matched Australian Immunisation Register (AIR) data of residents in permanent residential aged care. For reporting accuracy, the total aged care resident population only includes residents who have been linked with their vaccination records. As residential aged care populations are fluid, the total population for vaccination are an estimate only and there is an administrative lag with the aged care recipient data which is linked to AIR data. Counts may fluctuate due to enhancements to data over time. Key: k= thousand

**Note: The department is reviewing COVID-19 vaccination data and reporting for 2024. Updated data on COVID-19 vaccinations in residential aged care will be provided in the coming weeks.*

Infection control and audit

The Aged Care Quality and Safety Commission (Commission) conducts site audits and assessment contacts (site and non-site) to monitor and assess residential aged care services against the Aged Care Quality Standards (see Table 5 below). This may include conducting infection control monitoring (ICM) spot checks.

An ICM spot check involves an on-site visit to residential aged care services, without an outbreak, to observe infection control practices, to ensure that staff, management, and visitors are adhering to safe personal protective equipment protocols and to safe infection control arrangements, as required under the Quality Standards.

As at 16 May 2024, the Commission had conducted 6,038 ICM spot checks to observe infection control practices and PPE protocols in RACHs.

Table 5: Total quality assessment and monitoring activities with residential services (including IPC), by type and month 1 March 2020 to 16 May 2024

Regulatory Activities	2019-20 (1 Mar - 30 Jun 2020)	2020-21	2021-22	2022-23	2023-24 (to 16 May)	Total
Site visits	318	3,452	1,732	3,814	2,557	11,873
Non-site activities	3,709	8,381	6,665	1,413	461	20,629
Total activities	4,027	11,833	8,397	5,227	3,018	32,502

Appendix: National residential aged care homes (RACHs) with active outbreaks COVID-19

Please note, information reported in this table has been directly reported to the department by RACHs.

'Total cases' refers to all staff and resident cases associated with the active outbreak and may not reflect the count of currently active cases.

Where numbers have been incorrectly reported, RACHs are able to correct these in the COVID-19 Support Portal through My Aged Care.

Where a RACH is reporting less than six resident or staff cases or less than six deaths, data has been suppressed to protect the privacy of affected individuals (note that "n/p" indicates data is not provided to protect privacy).

Data below for individual services is as at 16 May 2024.

Service Name	State	Resident Deaths	Resident Cases	Staff Cases	Total Cases
BaptistCare Carey Gardens Centre	Australian Capital Territory	<6	22	15	37
BaptistCare Griffith	Australian Capital Territory	0	<6	0	<6
Jindalee Aged Care Residence	Australian Capital Territory	0	<6	<6	<6
Warrigal Hughes	Australian Capital Territory	0	31	12	43
Abernethy Nursing Home	New South Wales	0	8	<6	n/p
Advantaged Care at Edensor Gardens	New South Wales	0	15	<6	n/p
Advantaged Care at Georges Manor	New South Wales	0	<6	<6	6
Anglicare Melva McDonald Lodge	New South Wales	0	11	0	11
Anglicare Piper House	New South Wales	<6	14	<6	n/p
Arthur Blackburn VC Gardens	New South Wales	0	<6	0	<6
Ascott Gardens	New South Wales	0	<6	<6	6
Avondale House	New South Wales	0	<6	<6	9
Bangalor Retreat	New South Wales	0	<6	<6	<6
BaptistCare Aminya Centre	New South Wales	0	12	<6	n/p
BaptistCare Shalom Centre	New South Wales	0	<6	0	<6
Bathurst Riverview Care Community	New South Wales	0	22	12	34
Bethel Lodge	New South Wales	0	<6	<6	<6
Bolton Clarke Willowdale	New South Wales	0	<6	<6	6
Booroongen Djugun Limited	New South Wales	0	<6	8	n/p

Service Name	State	Resident Deaths	Resident Cases	Staff Cases	Total Cases
Bossley Parkside Care Community	New South Wales	0	<6	<6	<6
Bupa Ashfield	New South Wales	0	<6	<6	<6
Bupa Bexley	New South Wales	0	<6	<6	<6
Calare Residential Aged Care Facility	New South Wales	0	15	8	23
Calvary Cooina Retirement Community	New South Wales	0	<6	0	<6
Calvary Mt Carmel Retirement Community	New South Wales	0	<6	0	<6
Calvary St Martin de Porres Retirement Community	New South Wales	0	13	<6	n/p
Canterbury Place Care Community	New South Wales	0	15	<6	n/p
Catholic Healthcare Bodington	New South Wales	0	18	11	29
Catholic Healthcare Charles O'Neill Hostel	New South Wales	0	<6	0	<6
Catholic Healthcare Gertrude Abbott Aged Care	New South Wales	0	<6	0	<6
Catholic Healthcare Macquarie Care Centre	New South Wales	0	<6	<6	6
Catholic Healthcare McQuoin Park	New South Wales	0	<6	<6	<6
Catholic Healthcare St Anne's Aged Care	New South Wales	0	8	<6	n/p
Catholic Healthcare St Bedes Home	New South Wales	0	<6	<6	<6
Catholic Healthcare St Francis Aged Care	New South Wales	0	<6	<6	<6
Catholic Healthcare St Joseph Aged Care	New South Wales	0	21	<6	n/p
Chiswick Manor Care Community	New South Wales	0	0	<6	<6
Constitution Hill Aged Care	New South Wales	0	<6	0	<6
Dellacourt	New South Wales	0	0	<6	<6
Dubbo Homestead Care Community	New South Wales	0	<6	0	<6
Dunedoo Multi-Purpose Service	New South Wales	0	<6	<6	<6
Emmaus	New South Wales	0	22	11	33
Estia Health Bankstown	New South Wales	0	9	<6	n/p
Estia Health Blakehurst	New South Wales	0	<6	0	<6
Estia Health Kogarah	New South Wales	0	<6	0	<6
Fairlea Aged Care Rosehill	New South Wales	0	25	0	25

Service Name	State	Resident Deaths	Resident Cases	Staff Cases	Total Cases
Gillawarna Village	New South Wales	0	<6	0	<6
Governor Phillip Manor	New South Wales	<6	21	11	32
HammondCare Waratah	New South Wales	<6	27	12	39
Heritage Kingswood	New South Wales	0	16	6	22
Horton House and Warmington Lodge	New South Wales	0	17	<6	n/p
Hunters Hill Montefiore Home	New South Wales	0	22	<6	n/p
IRT Peakhurst	New South Wales	0	6	<6	n/p
Killara Glades Care Community	New South Wales	0	24	10	34
Lara Aged Care	New South Wales	0	24	7	31
MacKillop House	New South Wales	0	14	<6	n/p
Macleay Valley House	New South Wales	0	<6	0	<6
Maroba Nursing Home	New South Wales	0	9	0	9
Marsden Park Care Community	New South Wales	0	<6	<6	<6
Mater Christi Aged Care Facility	New South Wales	0	<6	0	<6
Mona Vale House	New South Wales	0	19	0	19
Mona Vale View Care Community	New South Wales	0	29	11	40
Murwillumbah Greens Care Community	New South Wales	0	<6	0	<6
Pembroke Lodge	New South Wales	0	9	<6	n/p
Pemulwuy Aged Care	New South Wales	0	10	0	10
Peter Sinclair Gardens	New South Wales	<6	40	18	58
Randwick Montefiore Home	New South Wales	0	<6	<6	6
Rathgar Lodge	New South Wales	0	12	<6	n/p
Regis Elmore Vale	New South Wales	0	<6	7	n/p
Regis Port Macquarie	New South Wales	0	15	10	25
Southern Cross Care John Woodward Residential Aged Care	New South Wales	0	<6	<6	<6
Southaven Aged Care	New South Wales	0	<6	0	<6
St Elizabeth Home	New South Wales	0	35	<6	n/p

Service Name	State	Resident Deaths	Resident Cases	Staff Cases	Total Cases
St Lukes Nursing Home	New South Wales	0	22	6	28
St Patrick's Green	New South Wales	0	<6	<6	<6
SummitCare Penrith	New South Wales	0	13	<6	n/p
SummitCare Waverley	New South Wales	0	31	9	40
Tamworth Community Aged Care	New South Wales	0	11	<6	n/p
The Whiddon Group - Kelso	New South Wales	0	23	11	34
Tottenham Multi-Purpose Service	New South Wales	0	6	6	12
Tweed Valley Care Community	New South Wales	0	6	6	12
Uniting Bankstown	New South Wales	0	6	<6	n/p
Uniting Elizabeth Gates and Alroy House Singleton	New South Wales	0	18	18	36
Uniting Kamilaroi Lane Cove	New South Wales	0	<6	0	<6
Uniting Koombahla Elermore Vale	New South Wales	0	14	15	29
Uniting Mullauna Blacktown	New South Wales	0	<6	0	<6
Uniting Nunyara Peakhurst	New South Wales	0	15	<6	n/p
Uniting Thomas Roseby Lodge Marrickville	New South Wales	0	<6	<6	6
Warrigal Care Albion Park Rail	New South Wales	0	21	6	27
Whiddon Moree Nursing Home	New South Wales	0	<6	0	<6
Regis Tiwi	Northern Territory	0	<6	<6	<6
Rocky Ridge	Northern Territory	0	9	<6	n/p
Aloaka Care Centre	Queensland	0	8	6	14
Anglicare SQ St Martin's Nursing Home	Queensland	0	<6	0	<6
Arcare Caboolture	Queensland	0	11	0	11
Ashmore Gardens Care Community	Queensland	0	19	9	28
Beuaraba Lodge	Queensland	0	6	6	12
Beaumont Care Roslyn Lodge	Queensland	<6	22	18	40
Benevolent Living	Queensland	0	25	7	32
Blue Care Capricorn Aged Care Facility	Queensland	0	<6	<6	<6

Service Name	State	Resident Deaths	Resident Cases	Staff Cases	Total Cases
Blue Care Carina Aged Care Facility	Queensland	0	0	<6	<6
Blue Care Gympie Grevillea Gardens Aged Care Facility	Queensland	<6	12	9	21
Blue Care Maleny Erowal Aged Care Facility	Queensland	0	<6	<6	6
Blue Care Sunnybank Hills Carramar Aged Care Facility	Queensland	0	7	<6	n/p
Bolton Clarke Cazna Gardens	Queensland	0	<6	7	n/p
Bolton Clarke Rows Bay	Queensland	0	13	<6	n/p
Brighton Health Campus (Gannet House)	Queensland	0	17	9	26
Calvary Gympie Views	Queensland	<6	32	14	46
Caravonica Waters	Queensland	<6	19	11	30
Carinity Kepnock Grove	Queensland	0	11	<6	n/p
Churches of Christ Fassifern Aged Care Service	Queensland	0	<6	<6	8
Churches of Christ Golden Age Aged Care Service	Queensland	0	<6	0	<6
De Paul Villa Aged Care	Queensland	0	<6	<6	<6
Estia Health Albany Creek	Queensland	0	<6	0	<6
Estia Health Gold Coast	Queensland	0	<6	9	n/p
Estia Health Mount Coolum	Queensland	0	<6	<6	<6
Estia Health Pacific Paradise	Queensland	0	0	<6	<6
Estia Health Twin Waters	Queensland	<6	32	7	39
Francis Of Assisi Home	Queensland	0	61	18	79
Infinite Care Edmonton Gardens	Queensland	0	<6	0	<6
Kaloma Home for the Aged	Queensland	<6	8	<6	n/p
Karingal Nursing Home	Queensland	0	10	<6	n/p
Kawana Waters Care Community	Queensland	0	<6	<6	<6
Kewarra Beach Aged Care	Queensland	0	<6	<6	<6
Lutheran Services - Salem	Queensland	0	<6	0	<6
MiCare Prins Willem Alexander Lodge	Queensland	0	<6	0	<6
Mt Lofty Nursing Home	Queensland	0	<6	<6	6

Service Name	State	Resident Deaths	Resident Cases	Staff Cases	Total Cases
Murroona Gardens	Queensland	0	<6	6	n/p
Nanyima Aged Care	Queensland	0	<6	6	n/p
NewDirection Care at Bellmere	Queensland	0	10	7	17
Ningana	Queensland	0	<6	<6	6
North Lakes Terrace Care Community	Queensland	0	10	<6	n/p
Ozcare Bakhita Villa Aged Care Facility	Queensland	0	10	6	16
Palm Lake Care Toowoomba	Queensland	<6	26	13	39
Palmwoods Care Centre	Queensland	0	<6	6	n/p
PM Aged Care	Queensland	0	<6	0	<6
Regis Birkdale	Queensland	0	<6	<6	<6
Regis Home Hill	Queensland	0	<6	9	n/p
Seaton Place Aged Care	Queensland	0	9	<6	n/p
Sinnamon Village - Kentish Court	Queensland	0	<6	0	<6
St Vincent's Care Services Mitchelton	Queensland	0	<6	<6	<6
St Vincent's Care Services Toowoomba - Nursing Home	Queensland	0	<6	<6	<6
The Good Shepherd Nursing Home	Queensland	<6	21	21	42
Villa Maria Centre	Queensland	0	8	<6	n/p
ACH Group Residential Care - Highercombe	South Australia	0	<6	<6	<6
Aldersgate Aged Care Services	South Australia	0	<6	<6	<6
AnglicareSA Elizabeth East	South Australia	0	12	6	18
Bellevue Court Residential Care	South Australia	0	25	11	36
Bene Aged Care - The Italian Village	South Australia	0	<6	<6	6
Boandik St Mary's	South Australia	<6	21	9	30
Bupa Morphettville	South Australia	0	22	12	34
Bupa Woodville	South Australia	0	26	12	38
Christies Beach Residential Care Services	South Australia	0	14	12	26
Disability SA Northgate	South Australia	0	10	11	21

Service Name	State	Resident Deaths	Resident Cases	Staff Cases	Total Cases
Eldercare Allambi	South Australia	<6	10	<6	n/p
Eldercare Hope Valley	South Australia	0	<6	<6	<6
Estia Health Aberfoyle Park	South Australia	0	10	<6	n/p
Estia Health Craigmore	South Australia	0	16	7	23
Estia Health Flagstaff Hill	South Australia	0	<6	<6	6
Estia Health Golden Grove	South Australia	0	41	12	53
Estia Health Parkside	South Australia	0	<6	0	<6
Estia Health Strathalbyn	South Australia	0	<6	0	<6
Estia Health Valley View	South Australia	0	15	8	23
Helping Hand Aged Care - Parafield Gardens	South Australia	<6	<6	<6	8
Klemzig Residential Care Services	South Australia	0	11	<6	n/p
Lerwin Nursing Home	South Australia	0	<6	0	<6
Pennwood Village	South Australia	0	<6	0	<6
Penola War Memorial Hospital Inc MPS	South Australia	0	15	15	30
Regis Marleston	South Australia	0	<6	<6	6
Resthaven Bellevue Heights	South Australia	0	7	<6	n/p
Resthaven Mount Gambier	South Australia	0	<6	<6	6
Resthaven Paradise	South Australia	0	17	<6	n/p
Restvale Hostel	South Australia	0	<6	<6	<6
Ridleyton Greek Home for the Aged	South Australia	0	16	<6	n/p
St Basil's at Croydon Park	South Australia	<6	45	<6	n/p
Star Of The Sea Home For The Aged	South Australia	0	14	6	20
The Philip Kennedy Centre Residential Care	South Australia	<6	24	15	39
The Pines Lodge Residential Care	South Australia	0	<6	<6	6
UnitingSA Seaton Aged Care	South Australia	0	<6	<6	6
UnitingSA Wesley House Aged Care	South Australia	0	<6	0	<6
UnitingSA West Lakes Aged Care	South Australia	0	<6	<6	<6

Service Name	State	Resident Deaths	Resident Cases	Staff Cases	Total Cases
UnitingSA Westminster Village Aged Care	South Australia	0	6	<6	n/p
Villa St Hilarion-Fulham	South Australia	<6	37	10	47
Wami Kata Old Folks Home	South Australia	0	<6	<6	6
Glenview Community Services Inc.	Tasmania	0	<6	<6	<6
Hawthorn Village	Tasmania	0	<6	<6	<6
Meercroft Care	Tasmania	0	44	13	57
Rubicon Grove	Tasmania	0	<6	0	<6
Snug Village	Tasmania	0	<6	7	n/p
The Manor Nursing Home	Tasmania	0	6	0	6
Tyler Village	Tasmania	0	23	10	33
Anzac Lodge Private Nursing Home	Victoria	0	<6	<6	7
Arcare Balnarring	Victoria	0	18	8	26
Arcare Carnegie	Victoria	0	<6	0	<6
Arcare Castlemaine	Victoria	0	<6	<6	7
Arcare Knox	Victoria	0	<6	0	<6
Arcare Portarlington	Victoria	0	12	<6	n/p
Arcare Sydenham	Victoria	0	<6	<6	<6
Arcare Waterview	Victoria	0	<6	0	<6
Aurum Reservoir	Victoria	0	<6	<6	7
Bairnsdale Parklands Care Community	Victoria	0	<6	<6	<6
Banfields Aged Care	Victoria	0	<6	<6	<6
Baptcare - Karana Community	Victoria	0	<6	<6	7
Baptcare - Northaven Community	Victoria	0	<6	<6	6
Baptcare The Orchards Community	Victoria	0	<6	0	<6
Benetas Colton Close	Victoria	0	16	<6	n/p
Bentons Lodge - Residential Aged Service	Victoria	0	65	35	100
BlueCross Baradine	Victoria	0	6	<6	n/p

Service Name	State	Resident Deaths	Resident Cases	Staff Cases	Total Cases
BlueCross Oakleigh	Victoria	0	12	<6	n/p
BlueCross Sheridan Hall Brighton	Victoria	0	8	0	8
BlueCross Tarralla	Victoria	0	<6	0	<6
BlueCross Willowmeade	Victoria	<6	16	9	25
Brimlea Aged Care	Victoria	0	13	<6	n/p
Bupa Barrabool	Victoria	0	15	7	22
Bupa Croydon	Victoria	0	<6	0	<6
Bupa Eastwood	Victoria	0	8	8	16
Bupa South Morang	Victoria	0	<6	<6	<6
Bupa Wodonga	Victoria	0	11	13	24
Calvary Balmoral Grove	Victoria	0	29	15	44
Calvary Capel Sands	Victoria	0	18	12	30
Calvary Elouera	Victoria	0	11	16	27
Calvary George Vowell	Victoria	0	<6	<6	7
Calvary Goonawarra	Victoria	0	<6	<6	6
Calvary Narracan Gardens	Victoria	0	<6	<6	<6
Calvary Strzelecki House	Victoria	0	9	<6	n/p
Cardinia Community Aged Care	Victoria	0	6	<6	n/p
Clovelly Cottage	Victoria	<6	8	<6	n/p
Cobden District Health Services	Victoria	0	31	11	42
Craigcare Pascoe Vale	Victoria	0	<6	<6	<6
Diamond Creek Care Community	Victoria	0	<6	0	<6
Dunolly Nursing Home	Victoria	0	<6	<6	8
Embracia Moonee Valley	Victoria	0	12	<6	n/p
Epping Gardens	Victoria	0	<6	0	<6
Estia Health Altona Meadows	Victoria	0	<6	<6	<6
Estia Health Benalla (Thomas St)	Victoria	0	0	<6	<6

Service Name	State	Resident Deaths	Resident Cases	Staff Cases	Total Cases
Estia Health Epping VIC	Victoria	0	20	<6	n/p
Estia Health Kangaroo Flat	Victoria	<6	20	17	37
Estia Health Leopold	Victoria	0	<6	<6	<6
Estia Health Mount Clear	Victoria	0	9	0	9
Estia Health Ringwood	Victoria	0	21	7	28
Estia Health Victoria Heights	Victoria	0	<6	0	<6
Estia Health Wattle Glen	Victoria	0	9	<6	n/p
Estia Health Werribee	Victoria	0	18	7	25
Estia Health Wodonga	Victoria	0	<6	<6	<6
Eva Tilley Memorial Hostel	Victoria	0	<6	<6	7
Fairview Inc	Victoria	0	12	6	18
Forest Lodge Residential Aged Care	Victoria	0	6	0	6
Geoffrey Cutter Centre	Victoria	0	20	8	28
Glenarm Nursing Home	Victoria	0	<6	<6	8
Grace Of Mary Greek Cypriot Elderly Hostel	Victoria	0	13	<6	n/p
HammondCare - Caulfield Village	Victoria	0	9	9	18
HammondCare - The Glens	Victoria	0	10	<6	n/p
Havilah Hostel	Victoria	0	<6	<6	7
Havilah on Palmerston	Victoria	0	0	<6	<6
Heritage Gardens	Victoria	0	<6	0	<6
Heritage Northcote	Victoria	0	0	<6	<6
Homestead Estate Residential Aged Care	Victoria	0	<6	0	<6
Homewood Residential Aged Care	Victoria	0	7	0	7
Jacaranda House Hostel	Victoria	0	<6	0	<6
James Barker House	Victoria	0	13	7	20
John Flynn Retirement Village	Victoria	0	<6	<6	<6
Kensington Grange	Victoria	0	19	0	19

Service Name	State	Resident Deaths	Resident Cases	Staff Cases	Total Cases
Latrobe Valley Village Hostel	Victoria	0	15	<6	n/p
Luson The Vue	Victoria	0	27	11	38
MannaCare - Cassia House	Victoria	0	11	0	11
MannaCare - Doncaster Melaleuca Lodge	Victoria	0	<6	0	<6
Marina Residential Aged Care Service	Victoria	0	32	0	32
McGregor Gardens Aged Care	Victoria	0	<6	0	<6
McKellar Centre	Victoria	0	<6	<6	<6
Meadow Heights Care Community	Victoria	0	14	6	20
mecwacare Park Hill	Victoria	0	6	6	12
Mekong Vietnamese Aged Care	Victoria	0	<6	<6	7
Melaleuca Aged Care	Victoria	0	15	7	22
Melville Grange Hostel	Victoria	0	<6	0	<6
Mercy Place Parkville	Victoria	0	48	14	62
Mercy Place Wyndham	Victoria	<6	31	15	46
Mitchell House	Victoria	0	12	<6	n/p
Mooraleigh Hostel	Victoria	0	8	<6	n/p
Murrenda Residential Aged Care Home	Victoria	<6	14	11	25
Myrtleford Lodge Aged Care	Victoria	0	<6	<6	6
Napier Street Aged Care Services	Victoria	0	9	<6	n/p
Nazareth House Ballarat	Victoria	0	35	22	57
Nazareth House Camberwell	Victoria	0	10	<6	n/p
Nellie Melba Retirement Village	Victoria	0	<6	0	<6
Ottrey Lodge	Victoria	0	<6	<6	<6
Outlook Gardens Aged Care	Victoria	0	<6	<6	<6
Park Lane Croydon	Victoria	0	<6	<6	<6
Paynesville Gardens Care Community	Victoria	0	13	0	13
Princes Court Homes Hostel	Victoria	0	<6	<6	<6

Service Name	State	Resident Deaths	Resident Cases	Staff Cases	Total Cases
Regis Armadale	Victoria	0	<6	0	<6
Regis Cranbourne	Victoria	0	13	<6	n/p
Regis Frankston	Victoria	0	6	<6	n/p
Riddell Gardens Hostel	Victoria	0	<6	0	<6
Rosary Home	Victoria	0	<6	<6	<6
Rose Lodge	Victoria	0	21	11	32
Rowville Manor	Victoria	0	<6	<6	6
Samarinda Lodge	Victoria	0	7	0	7
Sea Views Manor	Victoria	0	<6	0	<6
Skye Lodge	Victoria	<6	43	17	60
Somerville Gardens Care Community	Victoria	0	19	<6	n/p
St John's	Victoria	<6	35	26	61
St Vincent's Care Services Hawthorn	Victoria	0	0	<6	<6
Sunlight Residential Aged Care	Victoria	0	14	0	14
Sutherland Lodge	Victoria	0	13	<6	n/p
Swan Hill District Nursing Home	Victoria	0	<6	<6	<6
The Ashley	Victoria	0	12	<6	n/p
Traralgon Aged Care	Victoria	0	10	7	17
Trentham Hostel	Victoria	0	<6	7	n/p
Uniting AgeWell Kalkee Nangatta	Victoria	0	<6	0	<6
Uniting AgeWell Strath-Haven	Victoria	0	15	<6	n/p
Victoria by the Park	Victoria	<6	12	<6	n/p
Villa Maria Catholic Homes Corpus Christi Aged Care Residence	Victoria	0	10	<6	n/p
Villa Maria Catholic Homes Providence Aged Care Residence	Victoria	0	18	<6	n/p
Villa Maria Catholic Homes St Bernadette's Aged Care Residence	Victoria	0	13	11	24
Villa Maria Catholic Homes Star of the Sea Aged Care Residence	Victoria	0	<6	0	<6
Villa Maria Catholic Homes Wantirna Aged Care Residence	Victoria	0	<6	<6	n/p

Service Name	State	Resident Deaths	Resident Cases	Staff Cases	Total Cases
Village Baxter - Manor	Victoria	0	<6	0	<6
Violet Town Bush Nursing Centre	Victoria	0	15	11	26
Warrandyte Gardens Care Community	Victoria	0	<6	<6	<6
Warrawee Nursing Home	Victoria	0	<6	<6	<6
Warrnambool Place Care Community	Victoria	0	10	9	19
Waverley Valley Care Community	Victoria	0	8	<6	n/p
Whittlesea Lodge	Victoria	0	26	7	33
Wintringham Eunice Seddon Home	Victoria	0	<6	<6	<6
Wintringham Gilgunya Village	Victoria	0	<6	0	<6
Woods Point Aged Care	Victoria	0	16	8	24
Yackandandah Health Residential Aged Care	Victoria	0	<6	<6	8
Aegis Anchorage	Western Australia	0	<6	0	<6
Aegis Balmoral	Western Australia	0	42	21	63
Aegis Greenfields	Western Australia	0	<6	<6	7
Aegis Hermitage	Western Australia	0	13	<6	n/p
Aegis Lincoln Park	Western Australia	0	11	<6	n/p
Aegis Montgomery	Western Australia	0	13	6	19
Aegis Shawford	Western Australia	0	<6	0	<6
Aegis Shoalwater	Western Australia	0	34	24	58
Aegis Shorehaven	Western Australia	0	16	<6	n/p
Aegis The Pines	Western Australia	<6	6	<6	n/p
Alfred Cove Care Community	Western Australia	0	8	0	8
Amaroo Village Buckley Caring Centre	Western Australia	0	30	17	47
Bethanie Gwelup	Western Australia	0	<6	0	<6
Beverley MPS	Western Australia	0	<6	<6	<6
Boyup Brook MPS	Western Australia	0	<6	0	<6
Brightwater Inglewood	Western Australia	0	<6	0	<6

Service Name	State	Resident Deaths	Resident Cases	Staff Cases	Total Cases
Brightwater Madeley	Western Australia	0	18	<6	n/p
Brightwater Onslow Gardens	Western Australia	0	<6	<6	<6
Brightwater Redcliffe	Western Australia	0	<6	0	<6
Brightwater The Cove	Western Australia	0	11	8	19
Capecare	Western Australia	0	6	<6	n/p
Coolibah Care	Western Australia	0	<6	<6	<6
Craigcare Maylands	Western Australia	0	8	<6	n/p
Dr Mary Surveyor Centre	Western Australia	0	20	10	30
Geraldton Shore Care Community	Western Australia	0	42	18	60
J E Murray Home	Western Australia	0	<6	<6	6
Jeremiah Donovan House	Western Australia	0	<6	0	<6
Juniper Hillcrest	Western Australia	0	9	10	19
Juniper Hilltop	Western Australia	0	<6	0	<6
Juniper John Bryant	Western Australia	0	7	<6	n/p
Juniper St David's	Western Australia	0	10	<6	n/p
Karri and Tuart Lodge	Western Australia	0	12	<6	n/p
Lefroy Care Centre	Western Australia	0	7	<6	n/p
Marine Views Cottesloe	Western Australia	0	9	<6	n/p
Mercy Place Mont Clare	Western Australia	<6	11	0	11
MYVISTA Mirrabooka	Western Australia	0	9	<6	n/p
Regents Garden - Bateman	Western Australia	0	43	10	53
Regents Garden Aubin Grove	Western Australia	0	9	0	9
Regents Garden Residential Aged Care Resort - Lake Joondalup	Western Australia	0	<6	<6	<6
Regents Garden Scarborough Condocare	Western Australia	0	<6	<6	7
Regis Bunbury	Western Australia	0	<6	0	<6
Regis Embleton	Western Australia	0	35	6	41
Regis Port Coogee	Western Australia	0	8	<6	n/p

Service Name	State	Resident Deaths	Resident Cases	Staff Cases	Total Cases
Regis Woodlands	Western Australia	0	11	0	11
Southern Cross MPS	Western Australia	0	7	8	15
Southern Plus East Fremantle	Western Australia	0	<6	0	<6
St Vincent's Aged Care	Western Australia	0	7	<6	n/p
Victoria Park Hostel	Western Australia	0	<6	<6	<6
Villa Maria	Western Australia	0	<6	0	<6
Villa Pelletier Hostel	Western Australia	0	<6	<6	9
Vivian Bullwinkel Lodge	Western Australia	0	15	<6	n/p