



# COVID-19 outbreaks in Australian residential aged care homes

## National snapshot

As at 8:00 am 9 May 2024, there are 2,595 active COVID-19 cases reported in 310 active outbreaks in residential aged care homes (RACHs) across Australia. There has been an increase of 62 outbreaks, 16 new resident deaths and 2,899 combined new resident and staff cases reported since 2 May 2024.

Table 1: Aged Care COVID-19 data as at 8.00am 9 May 2024<sup>1</sup>

Category	Active <sup>2</sup>	Change in active (7 days)	Cumulative Total	Cumulative increase (7 days)
Outbreaks <sup>3</sup>	310	62	20,466	147
RACHs affected	310	62	2,871	2
Resident cases <sup>4</sup>	1798	533	195,793	2,148
Resident deaths	N/A	N/A	6,475	16
Staff cases	797	254	108,774	751

Residential aged care homes with active outbreaks are included in [Appendix](#).

Table 2: Overview of active outbreaks in Australia

	ACT	NSW	NT	QLD	SA	TAS	VIC	WA	Total
Total RACHs with outbreaks	5	76	2	34	34	7	114	38	310
Total number of active resident cases	29	441	6	206	229	51	606	232	1,798
Total number of active staff cases	17	153	1	96	115	15	269	131	797
Total outbreaks opened in previous 7 days	1	32	1	19	18	1	54	21	147
Total outbreaks closed in previous 7 days	1	24	1	12	12	1	21	15	87

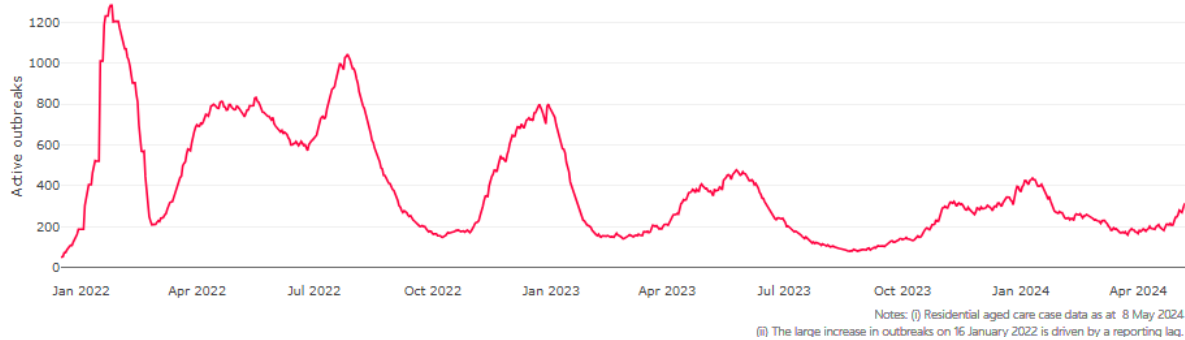
<sup>1</sup> Outbreak opening and closure includes changes in the status of exposure sites to outbreaks (and vice versa), which are applied retrospectively to facility records. New case information can also change the status of a recovered site back to an active outbreak site. As a result, changes in active outbreak status may not align with day on day variations to active totals. These adjustments will also affect the number of cases in staff and residents reported each week.

<sup>2</sup> Active residents and staff cases are the total currently positive cases in active outbreaks

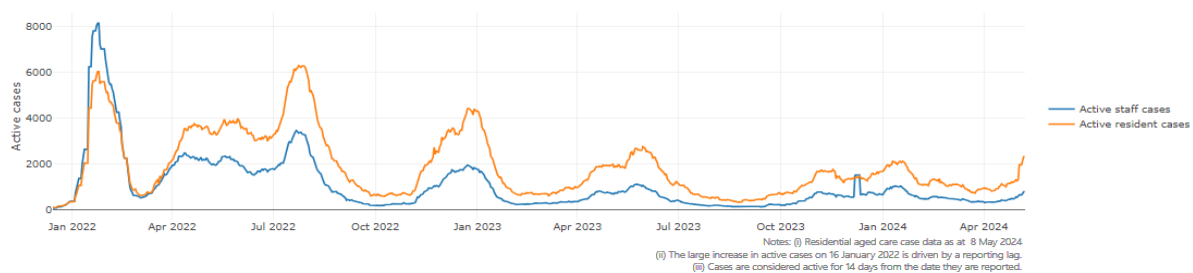
<sup>3</sup> An outbreak is considered to be active pending advice from the relevant Public Health Unit. An outbreak is defined as at least 1 (one) positive case in a resident or 2+ cases in staff.

<sup>4</sup> Case numbers and numbers of deaths are dependent upon reporting from RACHs and validation of deaths from state and territory governments. This is subject to change as further information is provided.

**Figure 1: National outbreak trends in aged care**



**Figure 2: Trends in aged care cases – December 2021 to present**



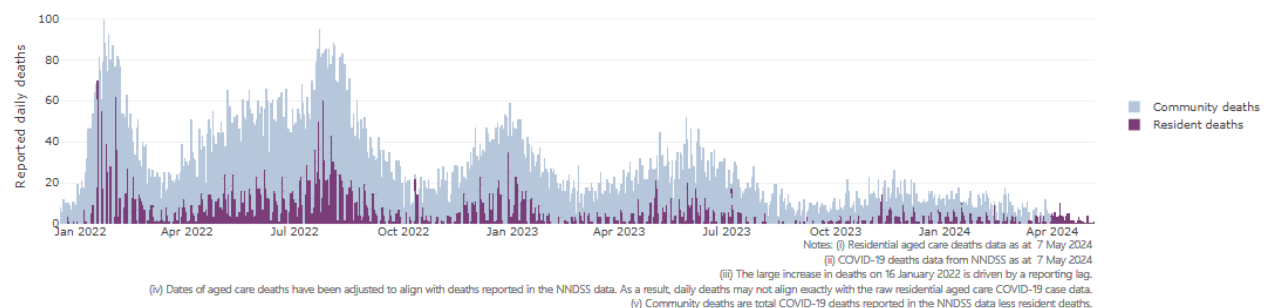
## Mortality

For the period of 1 January 2024 to 4 May 2024, COVID-19 is recorded as the cause of death in 1.7% of all deaths in permanent residents in aged care homes.

Since the beginning of the Omicron outbreak in mid-December<sup>5</sup> 2021, there have been 140,928 deaths in residential aged care from all causes (report period from 15 December 2021 to 4 May 2024)<sup>6</sup>. COVID-19 deaths account for 4.0% of this figure.

Over the course of the pandemic, all-cause excess mortality in residential aged care was below expected numbers in 2020, and within expected range in 2021. In the first half of 2022, all-cause excess mortality in residential aged care was above the expected range. Excess mortality for the second half of the 2022 is yet to be finalised.

**Figure 3: COVID-19 deaths in RACHs overlaid with community deaths**



<sup>5</sup> The Omicron outbreak start date has been redefined from late November 2021 to mid December 2021. Changes have been made to align reporting with the start date of Omicron published in the department's external facing Epidemiology report.

<sup>6</sup> The department is now accessing aged care deaths data from the SIEBEL dataset. Figures are live and subject to change. Source: Department of Health and Aged Care unpublished data / SIEBEL dataset.

## Workforce in active residential aged care outbreaks

As at 10 May 2024, surge workforce providers report a total of 191,841 shifts in aged care services impacted by COVID-19. These shifts include roles for GPs, nurses, care workers, allied health workers, executive and ancillary staff. In the past 7 days (to 10 May 2024) surge workforce providers have assisted 21 residential aged care homes and filled 397 shifts in aged care services.

**Table 3: Workforce resources supplied to RACHs**

Workforce provider	Total shifts	Previous 7 days
Aspen Medical	29,384	202
HealthX	33,505	136
Randstad	208	59
Recruitment, Consulting and Staffing Association	103,905	N/A
Healthcare Australia (Workforce Surge)	15,777	N/A
Healthcare Australia (NACER)	2,295	N/A
Mable	2,711	N/A
Torrens	4,056	N/A

*\*Note: Workforce providers currently with ceased contracts are displayed as N/A.*

The Australian Defence Force provided support to a total of 542 residential aged care homes between February and September 2022. The ADF deployment ceased on 30 September 2022.

## Oral antiviral treatments

Distribution of the oral anti-viral Lagevrio (Molnupiravir) commenced on 6 February 2022 to all RACHs with outbreak sites prioritised for delivery. The National Medical Stockpile has deployed 48,269 treatment courses of Lagevrio (Molnupiravir) to RACHs.

110,995 prescriptions for Lagevrio (Molnupiravir) have been issued to residents in RACHs, with a further 11,562 prescriptions for Paxlovid (nirmatrelvir + ritonavir) also issued since 28 February 2022 and up to 30 April 2024.

*\*Note: Oral antiviral data is only being updated monthly.*

## Vaccination in RACHs

On 29 February 2024, recommendations for 2024 COVID-19 vaccinations were released. Recommended doses for the program in 2024 are based on an individual's age and level of severe immunocompromise.

In 2024, those aged 75 years and over are recommended to get a COVID-19 vaccine dose every 6 months. Those aged over 65 years of age, and adults with severe immunocompromise are recommended to receive a COVID-19 vaccine dose every 12 months and are eligible to receive a COVID-19 vaccine dose every 6 months based on individual risk-benefit assessments. All other adults can receive a single dose this year.

Recommendations can be found on the Department of Health and Aged Care (department) website at: <https://www.health.gov.au/our-work/covid-19-vaccines/getting-your-vaccination/booster-doses>. People are encouraged to seek vaccination advice from their healthcare providers, specific to their circumstances.

People living in residential aged care are a high priority for the Government's COVID-19 vaccination program.

Older age remains the biggest risk factor for severe COVID-19 disease. Vaccination offers added protection to help reduce the risk of severe illness or hospitalisation of aged care residents.

The department is working with both the aged care and primary care sectors to ensure residents have access to the COVID-19 vaccine. The department continues to target support for RACHs to arrange COVID-19 vaccinations with local primary care providers such as GPs, community pharmacists and Aboriginal Community Controlled Health Services.

As at 8 May 2024:

- 74.0% of aged care residents have received a booster dose since 1 January 2023.
- 79.6k (43.2%) aged care residents received a booster dose in the last 6 months.
- 2,483 aged care residents received a vaccine dose in the last week.

**Table 4: Aged care COVID-19 Booster Doses (data as at 8 May 2024)**

Jurisdiction	Received booster in last 6 months	
	Residents vaccinated	% of residents vaccinated
National	79.6k	43.2%
ACT	1.3k	53.7%
NSW	24.9k	42.0%
NT	<200	31.5%
QLD	16.3k	43.5%
SA	7.7k	48.0%
TAS	2.4k	56.1%
VIC	20.6k	43.4%
WA	6.3k	37.2%

Source: Matched Australian Immunisation Register (AIR) data of residents in permanent residential aged care. For reporting accuracy, the total aged care resident population only includes residents who have been linked with their vaccination records. As residential aged care populations are fluid, the total population for vaccination are an estimate only and there is an administrative lag with the aged care recipient data which is linked to AIR data. Counts may fluctuate due to enhancements to data over time. Key: k= thousand

*\*Note: The department is reviewing COVID-19 vaccination data and reporting for 2024. Updated data on COVID-19 vaccinations in residential aged care will be provided in the coming weeks.*

## Infection control and audit

The Aged Care Quality and Safety Commission (Commission) conducts site audits and assessment contacts (site and non-site) to monitor and assess residential aged care services against the Aged Care Quality Standards (see Table 5 below). This may include conducting infection control monitoring (ICM) spot checks.

An ICM spot check involves an on-site visit to residential aged care services, without an outbreak, to observe infection control practices, to ensure that staff, management, and visitors are adhering to safe personal protective equipment protocols and to safe infection control arrangements, as required under the Quality Standards.

As at 9 May 2024, the Commission had conducted 6,037 ICM spot checks to observe infection control practices and PPE protocols in RACHs.

**Table 5: Total quality assessment and monitoring activities with residential services (including IPC), by type and month 1 March 2020 to 9 May 2024**

Regulatory Activities	2019-20 (1 Mar - 30 Jun 2020)	2020-21	2021-22	2022-23	2023-24 (to 9 May)	Total
Site visits	318	3,452	1,732	3,814	2,501	11,817
Non-site activities	3,709	8,381	6,665	1,413	457	20,625
Total activities	4,027	11,833	8,397	5,227	2,958	32,442

## Appendix: National residential aged care homes (RACHs) with active outbreaks COVID-19

Please note, information reported in this table has been directly reported to the department by RACHs.

Total cases refers to all staff and resident cases associated with the active outbreak and may not reflect the count of currently active cases.

Where numbers have been incorrectly reported, RACHs are able to correct these in the COVID-19 Support Portal through My Aged Care.

Where a RACH is reporting less than six resident or staff cases or less than six deaths, data has been suppressed to protect the privacy of affected individuals (note that “n/p” indicates data is not provided to protect privacy).

Data below for individual services is as at 9 May 2024.

Service Name	State	Resident Deaths	Resident Cases	Staff Cases	Total Cases
<b>BaptistCare Griffith</b>	Australian Capital Territory	0	12	14	26
<b>Jindalee Aged Care Residence</b>	Australian Capital Territory	0	21	6	27
<b>Mountain View Aged Care Plus Centre</b>	Australian Capital Territory	0	9	0	9
<b>Southern Cross Care Campbell Residential Aged Care</b>	Australian Capital Territory	0	<6	0	<6
<b>Warrigal Hughes</b>	Australian Capital Territory	0	20	7	27
<b>Abernethy Nursing Home</b>	New South Wales	0	7	<6	n/p
<b>Advantaged Care at Edensor Gardens</b>	New South Wales	0	9	<6	n/p
<b>Anglican Care Storm Village</b>	New South Wales	0	6	<6	n/p
<b>Anglicare Mary Andrews Village</b>	New South Wales	0	<6	<6	<6
<b>Anglicare Piper House</b>	New South Wales	0	11	<6	n/p
<b>Arcare Warriewood</b>	New South Wales	0	<6	0	<6
<b>Arthur Blackburn VC Gardens</b>	New South Wales	0	<6	0	<6
<b>Avondale House</b>	New South Wales	0	<6	<6	9
<b>Bangalore Retreat</b>	New South Wales	0	<6	<6	<6
<b>BaptistCare Aminya Centre</b>	New South Wales	0	12	<6	n/p
<b>BaptistCare Bethshan Gardens Centre</b>	New South Wales	<6	6	<6	n/p
<b>Bathurst Riverview Care Community</b>	New South Wales	0	<6	<6	<6
<b>Bilyara Hostel</b>	New South Wales	0	<6	<6	<6
<b>Bupa Willoughby</b>	New South Wales	0	8	0	8

Service Name	State	Resident Deaths	Resident Cases	Staff Cases	Total Cases
<b>Calare Residential Aged Care Facility</b>	New South Wales	0	<6	0	<6
<b>Calvary Mt Carmel Retirement Community</b>	New South Wales	0	<6	0	<6
<b>Calvary St Martin de Porres Retirement Community</b>	New South Wales	0	13	<6	n/p
<b>Cameron Park Care Community</b>	New South Wales	0	43	28	71
<b>Canterbury Place Care Community</b>	New South Wales	0	7	<6	n/p
<b>Catholic Healthcare Bodington</b>	New South Wales	0	<6	<6	<6
<b>Catholic Healthcare St Anne's Aged Care</b>	New South Wales	0	<6	<6	7
<b>Catholic Healthcare St Francis Aged Care</b>	New South Wales	0	<6	0	<6
<b>Catholic Healthcare St Joseph Aged Care</b>	New South Wales	0	18	<6	n/p
<b>Catholic Healthcare St Joseph's Aged Care</b>	New South Wales	0	19	14	33
<b>Dellacourt</b>	New South Wales	0	0	<6	<6
<b>Emmaus</b>	New South Wales	0	<6	<6	<6
<b>Estia Health Bankstown</b>	New South Wales	0	<6	<6	<6
<b>Estia Health Manly Vale</b>	New South Wales	0	7	<6	n/p
<b>Fairlea Aged Care Rosehill</b>	New South Wales	0	23	0	23
<b>Florence Price Gardens</b>	New South Wales	0	17	<6	n/p
<b>Garden Village</b>	New South Wales	0	57	21	78
<b>HammondCare Waratah</b>	New South Wales	0	6	<6	n/p
<b>Heritage Kingswood</b>	New South Wales	0	15	<6	n/p
<b>Hunters Hill Montefiore Home</b>	New South Wales	<6	25	18	43
<b>Imlay House</b>	New South Wales	0	<6	0	<6
<b>Killara Glades Care Community</b>	New South Wales	0	21	7	28
<b>Lara Aged Care</b>	New South Wales	0	18	<6	n/p
<b>MacKillop House</b>	New South Wales	0	<6	<6	7
<b>Macleay Valley House</b>	New South Wales	0	<6	0	<6
<b>Mary Potter Nursing Home</b>	New South Wales	<6	20	23	43
<b>Milford House Nursing Home</b>	New South Wales	0	<6	0	<6



Service Name	State	Resident Deaths	Resident Cases	Staff Cases	Total Cases
<b>Mona Vale House</b>	New South Wales	0	11	0	11
<b>Mona Vale View Care Community</b>	New South Wales	0	24	6	30
<b>Moran Kellyville</b>	New South Wales	0	7	<6	n/p
<b>Murrayvale Aged Care</b>	New South Wales	0	6	<6	n/p
<b>Peter Sinclair Gardens</b>	New South Wales	0	23	12	35
<b>Randwick Montefiore Home</b>	New South Wales	0	<6	<6	<6
<b>Rathgar Lodge</b>	New South Wales	0	12	<6	n/p
<b>Regis Elmore Vale</b>	New South Wales	0	<6	0	<6
<b>Regis Port Stephens</b>	New South Wales	0	<6	0	<6
<b>RFBI Armidale Masonic Village</b>	New South Wales	0	21	9	30
<b>RFBI Tamworth Masonic Village</b>	New South Wales	0	18	9	27
<b>Southern Cross Care John Woodward Residential Aged Care</b>	New South Wales	0	<6	<6	<6
<b>Southern Cross Care St Catherine's Residential Aged Care</b>	New South Wales	<6	12	12	24
<b>St Elizabeth Home</b>	New South Wales	0	24	<6	n/p
<b>SummitCare Penrith</b>	New South Wales	0	13	<6	n/p
<b>SummitCare Waverley</b>	New South Wales	0	15	<6	n/p
<b>SWIAA Gardens</b>	New South Wales	0	14	7	21
<b>Tamworth Community Aged Care</b>	New South Wales	0	<6	<6	<6
<b>The Whiddon Group - Kelso</b>	New South Wales	0	15	7	22
<b>The Whiddon Group - Maclean</b>	New South Wales	0	<6	8	n/p
<b>Toongabbie Terrace Care Community</b>	New South Wales	0	35	11	46
<b>Tottenham Multi-Purpose Service</b>	New South Wales	0	6	6	12
<b>Tweed Valley Care Community</b>	New South Wales	0	6	<6	n/p
<b>Uniting Alblas Lodge Tamworth</b>	New South Wales	0	7	<6	n/p
<b>Uniting Bankstown</b>	New South Wales	0	<6	<6	<6
<b>Uniting Elizabeth Gates and Alroy House Singleton</b>	New South Wales	0	<6	0	<6
<b>Uniting Gerringong</b>	New South Wales	0	<6	<6	6

Service Name	State	Resident Deaths	Resident Cases	Staff Cases	Total Cases
Uniting Kamilaroi Lane Cove	New South Wales	0	<6	0	<6
Uniting Mullauna Blacktown	New South Wales	0	<6	0	<6
Uniting Nunyara Peakhurst	New South Wales	0	<6	<6	<6
Wagga Wagga Community Aged Care	New South Wales	0	<6	<6	8
Warrigal Care Albion Park Rail	New South Wales	0	21	6	27
Warrigal Mount Terry	New South Wales	<6	27	7	34
Whiddon Moree Nursing Home	New South Wales	0	<6	0	<6
Woollahra Montefiore Home	New South Wales	0	14	<6	n/p
Rocky Ridge	Northern Territory	0	<6	<6	6
Thamarrurr Development Corporation	Northern Territory	0	<6	0	<6
Adventist Retirement Village - Victoria Pt	Queensland	0	6	<6	n/p
Aloaka Care Centre	Queensland	0	8	6	14
Arcare Caboolture	Queensland	0	11	0	11
Arcare Logan Reserve	Queensland	0	<6	0	<6
Ashmore Gardens Care Community	Queensland	0	18	9	27
Beauaraba Lodge	Queensland	0	<6	<6	8
Beaumont Care Roslyn Lodge	Queensland	<6	22	17	39
Benevolent Living	Queensland	0	<6	0	<6
Blue Care Brassall Aged Care Facility	Queensland	0	<6	<6	<6
Blue Care Carina Aged Care Facility	Queensland	0	0	<6	<6
Blue Care Gympie Grevillea Gardens Aged Care Facility	Queensland	0	9	8	17
Blue Care Sunnybank Hills Carramar Aged Care Facility	Queensland	0	6	<6	n/p
Brighton Health Campus (Gannet House)	Queensland	0	6	<6	n/p
Caravonica Waters	Queensland	0	<6	<6	<6
Childers Multipurpose Health Service	Queensland	0	0	6	6
Churches of Christ Fair Haven Aged Care Service Hervey Bay	Queensland	0	<6	<6	6
Francis Of Assisi Home	Queensland	0	58	18	76

Service Name	State	Resident Deaths	Resident Cases	Staff Cases	Total Cases
Infinite Care Cleveland	Queensland	0	6	0	6
Karingal Nursing Home	Queensland	0	10	<6	n/p
Lutheran Services - Salem	Queensland	0	<6	0	<6
MiCare Prins Willem Alexander Lodge	Queensland	0	<6	0	<6
Nanyima Aged Care	Queensland	0	<6	<6	7
Nazareth House Wynnum	Queensland	0	<6	<6	<6
NewDirection Care at Bellmere	Queensland	0	6	6	12
Palm Lake Care Toowoomba	Queensland	<6	25	12	37
Regis Kirwan	Queensland	0	6	<6	n/p
Regis Redlynch	Queensland	0	6	<6	n/p
Sandbrook Assisted Aged Care	Queensland	0	<6	0	<6
Seaton Place Aged Care	Queensland	0	<6	<6	<6
Sinnamon Village - Kentish Court	Queensland	0	<6	0	<6
Southern Cross Care Chinchilla - Illoura Village	Queensland	0	<6	<6	7
Southern Cross Care Holland Park - Duhig Village	Queensland	0	<6	<6	7
St Vincent's Care Services Kangaroo Point - Marycrest	Queensland	0	<6	0	<6
The Good Shepherd Nursing Home	Queensland	<6	20	18	38
ACH Group Residential Care - Kapara	South Australia	0	<6	<6	<6
ACH Group Residential Care - West Park	South Australia	0	<6	<6	6
AnglicareSA Elizabeth East	South Australia	0	12	6	18
AnglicareSA Westbourne Park	South Australia	0	22	<6	n/p
Bellevue Court Residential Care	South Australia	0	19	11	30
Boandik Crouch Street	South Australia	0	6	<6	n/p
Boandik St Mary's	South Australia	0	13	7	20
Bupa Morphettville	South Australia	0	21	7	28
Bupa Woodville	South Australia	0	<6	9	n/p
Ceduna MPS	South Australia	0	12	8	20

Service Name	State	Resident Deaths	Resident Cases	Staff Cases	Total Cases
Disability SA Northgate	South Australia	0	10	11	21
Eldercare Allambi	South Australia	<6	10	<6	n/p
Eldercare Seaford	South Australia	0	8	7	15
Estia Health Aberfoyle Park	South Australia	0	<6	0	<6
Estia Health Craigmore	South Australia	0	<6	<6	<6
Estia Health Flagstaff Hill	South Australia	0	<6	0	<6
Estia Health Golden Grove	South Australia	0	27	9	36
Estia Health Salisbury	South Australia	0	<6	0	<6
Estia Health Valley View	South Australia	0	6	<6	n/p
Healthia	South Australia	0	<6	<6	<6
Lower North - Snowtown MPS	South Australia	<6	15	9	24
Mount Carmel Residential Care	South Australia	0	8	<6	n/p
Penola War Memorial Hospital Inc MPS	South Australia	0	15	15	30
Regis Marlestone	South Australia	0	0	<6	<6
Renmark Nursing Home	South Australia	0	<6	0	<6
Resthaven Mount Gambier	South Australia	0	<6	0	<6
Restvale Hostel	South Australia	0	<6	<6	<6
St Basil's at Croydon Park	South Australia	0	45	<6	n/p
Star Of The Sea Home For The Aged	South Australia	0	9	<6	n/p
The Philip Kennedy Centre Residential Care	South Australia	<6	22	13	35
UnitingSA Seaton Aged Care	South Australia	0	<6	<6	<6
UnitingSA Wesley House Aged Care	South Australia	0	<6	0	<6
Villa St Hilarion-Fulham	South Australia	0	32	9	41
Wami Kata Old Folks Home	South Australia	0	<6	<6	6
Eliza Purton	Tasmania	<6	29	14	43
Glenview Community Services Inc.	Tasmania	0	<6	<6	<6
Hawthorn Village	Tasmania	0	<6	<6	<6

Service Name	State	Resident Deaths	Resident Cases	Staff Cases	Total Cases
Meercroft Care	Tasmania	0	38	7	45
Mount Esk Aged Care	Tasmania	0	<6	0	<6
Snug Village	Tasmania	0	<6	<6	9
Tyler Village	Tasmania	0	23	10	33
AdventCare Whitehorse	Victoria	0	20	<6	n/p
Alcheringa	Victoria	0	<6	<6	<6
Anzac Lodge Private Nursing Home	Victoria	0	<6	<6	7
Arcare Balnarring	Victoria	0	13	<6	n/p
Arcare Burnside	Victoria	0	6	<6	n/p
Arcare Knox	Victoria	0	<6	0	<6
Arcare Portarlington	Victoria	0	10	<6	n/p
Arcare Reservoir	Victoria	0	7	<6	n/p
Arcare Sydenham	Victoria	0	<6	<6	<6
Aurum Reservoir	Victoria	0	<6	<6	7
Baptcare - Karana Community	Victoria	0	<6	<6	7
Baptcare Abbey Gardens Community	Victoria	<6	15	<6	n/p
Baptcare Amberlea Community	Victoria	<6	22	14	36
Baptcare Coasthaven Community	Victoria	0	9	<6	n/p
Baptcare The Orchards Community	Victoria	0	<6	0	<6
Benetas Broughton Hall	Victoria	0	10	<6	n/p
Benetas Colton Close	Victoria	0	16	<6	n/p
Bentleys Aged Care	Victoria	0	26	24	50
Bentons Lodge - Residential Aged Service	Victoria	0	64	32	96
BlueCross Karinya Grove	Victoria	0	<6	<6	<6
BlueCross Oakleigh	Victoria	0	8	0	8
BlueCross Sheridan Hall Brighton	Victoria	0	8	0	8
BlueCross Tarralla	Victoria	0	<6	0	<6

Service Name	State	Resident Deaths	Resident Cases	Staff Cases	Total Cases
BlueCross Westgarth	Victoria	0	6	7	13
BlueCross Willowmeade	Victoria	0	13	6	19
Boort District Health Low Care	Victoria	0	9	20	29
Brimlea Aged Care	Victoria	0	11	<6	n/p
Bupa Barrabool	Victoria	0	15	7	22
Bupa Bellarine Lakes	Victoria	0	16	<6	n/p
Calvary Balmoral Grove	Victoria	0	25	12	37
Calvary Capel Sands	Victoria	0	<6	<6	7
Calvary Elouera	Victoria	0	11	11	22
Calvary George Vowell	Victoria	0	<6	<6	<6
Calvary Strzelecki House	Victoria	0	<6	<6	<6
Cardinia Community Aged Care	Victoria	0	<6	0	<6
Carinya Lodge Hostel	Victoria	0	9	<6	n/p
Charlesbrook	Victoria	0	9	<6	n/p
Clovelly Cottage	Victoria	0	<6	<6	<6
Cobden District Health Services	Victoria	0	9	9	18
Dunolly Nursing Home	Victoria	0	<6	<6	7
Estia Health Altona Meadows	Victoria	0	<6	<6	<6
Estia Health Bannockburn	Victoria	0	<6	<6	<6
Estia Health Kangaroo Flat	Victoria	0	13	10	23
Estia Health Leopold	Victoria	0	<6	0	<6
Estia Health Mount Clear	Victoria	0	<6	0	<6
Estia Health Ringwood	Victoria	0	<6	<6	7
Estia Health Victoria Heights	Victoria	0	<6	0	<6
Estia Health Werribee	Victoria	0	<6	0	<6
Fairview Inc	Victoria	0	12	6	18
Forest Lodge Residential Aged Care	Victoria	0	6	0	6

Service Name	State	Resident Deaths	Resident Cases	Staff Cases	Total Cases
Grace Of Mary Greek Cypriot Elderly Hostel	Victoria	0	<6	<6	<6
GraniteHill Aged Care	Victoria	0	<6	<6	<6
HammondCare - Caulfield Village	Victoria	0	9	9	18
HammondCare - The Glens	Victoria	0	10	<6	n/p
Jacaranda House Hostel	Victoria	0	<6	0	<6
James Barker House	Victoria	0	13	7	20
Kensington Grange	Victoria	0	9	0	9
Langwarrin Community Aged Care	Victoria	0	9	<6	n/p
Luson The Vue	Victoria	0	26	11	37
Marina Residential Aged Care Service	Victoria	0	32	0	32
Mayflower Edith Bendall	Victoria	0	<6	0	<6
Meadow Heights Care Community	Victoria	0	14	6	20
mecwacare Park Hill	Victoria	0	6	6	12
mecwacare Susan Barton House	Victoria	0	8	6	14
Mekong Vietnamese Aged Care	Victoria	0	<6	<6	7
Mercy Place Corben	Victoria	0	17	11	28
Mercy Place Parkville	Victoria	0	40	12	52
Mercy Place Wyndham	Victoria	0	11	<6	n/p
Mooraleigh Hostel	Victoria	0	8	<6	n/p
Moran Roxburgh Park	Victoria	0	10	<6	n/p
Murrenda Residential Aged Care Home	Victoria	0	10	8	18
Napier Street Aged Care Services	Victoria	0	8	<6	n/p
Nazareth House Ballarat	Victoria	0	32	15	47
Nazareth House Camberwell	Victoria	0	7	<6	n/p
Omeo District Health	Victoria	0	0	<6	<6
Ottrey Lodge	Victoria	0	<6	<6	<6
Peninsula Grange Aged Care	Victoria	0	6	0	6

Service Name	State	Resident Deaths	Resident Cases	Staff Cases	Total Cases
Polish Retirement Home	Victoria	0	<6	0	<6
Rathdowne Place	Victoria	0	<6	0	<6
Regis Frankston	Victoria	0	<6	<6	n/p
Regis Inala Lodge	Victoria	0	6	<6	n/p
Regis Shenley Manor	Victoria	0	<6	0	<6
Rosary Home	Victoria	0	<6	<6	<6
Rose Lodge	Victoria	0	20	9	29
Rowville Manor	Victoria	0	<6	0	<6
Samarinda Lodge	Victoria	0	7	0	7
San Carlo Homes for the Aged	Victoria	0	<6	<6	<6
Seymour District Nursing Home	Victoria	0	<6	<6	8
Skye Lodge	Victoria	<6	39	15	54
Somerville Gardens Care Community	Victoria	0	17	0	17
St John's	Victoria	<6	13	15	28
St Vincent's Care Services Eltham - Eltham Lodge	Victoria	0	<6	0	<6
St Vincent's Care Services Hawthorn	Victoria	0	0	<6	<6
Sutton Park Assisted Aged Care	Victoria	0	12	<6	n/p
Swan Hill District Nursing Home	Victoria	0	<6	<6	<6
The Ashley	Victoria	0	<6	<6	<6
Traralgon Aged Care	Victoria	0	<6	<6	7
Uniting AgeWell Condare Court	Victoria	0	<6	<6	<6
Uniting AgeWell Strathdon Community	Victoria	0	<6	0	<6
Vasey RSL Care Bundoora	Victoria	0	<6	0	<6
Victoria by the Park	Victoria	0	9	0	9
Villa Maria Catholic Homes Bundoora Aged Care Residence	Victoria	0	<6	0	<6
Villa Maria Catholic Homes Corpus Christi Aged Care Residence	Victoria	0	7	<6	n/p
Villa Maria Catholic Homes Providence Aged Care Residence	Victoria	0	13	<6	n/p



Service Name	State	Resident Deaths	Resident Cases	Staff Cases	Total Cases
<b>Villa Maria Catholic Homes St Catherine's Aged Care Residence</b>	Victoria	0	6	<6	n/p
<b>Villa Maria Catholic Homes Wantirna Aged Care Residence</b>	Victoria	0	<6	<6	6
<b>Village Glen Aged Care Residences - Mornington</b>	Victoria	0	19	<6	n/p
<b>Violet Town Bush Nursing Centre</b>	Victoria	0	9	6	15
<b>Weary Dunlop Retirement Village</b>	Victoria	0	16	<6	n/p
<b>Whittlesea Lodge</b>	Victoria	0	10	<6	n/p
<b>Wintringham Hostel - Port Melbourne</b>	Victoria	0	<6	<6	<6
<b>Wintringham Ron Conn Nursing Home</b>	Victoria	0	6	0	6
<b>Woods Point Aged Care</b>	Victoria	0	12	8	20
<b>Yackandandah Health Residential Aged Care</b>	Victoria	0	<6	<6	8
<b>Aegis Amherst</b>	Western Australia	0	10	12	22
<b>Aegis Balmoral</b>	Western Australia	0	42	21	63
<b>Aegis Banksia Park</b>	Western Australia	0	13	7	20
<b>Aegis Hermitage</b>	Western Australia	0	11	<6	n/p
<b>Aegis Hilton Park</b>	Western Australia	0	10	6	16
<b>Aegis Lincoln Park</b>	Western Australia	0	9	<6	n/p
<b>Aegis Montgomery</b>	Western Australia	0	<6	0	<6
<b>Aegis Shoalwater</b>	Western Australia	0	31	22	53
<b>Aegis Shorehaven</b>	Western Australia	0	<6	<6	8
<b>Amaroo Village Buckley Caring Centre</b>	Western Australia	0	28	17	45
<b>Brightwater Onslow Gardens</b>	Western Australia	0	<6	<6	<6
<b>Brightwater The Cove</b>	Western Australia	0	<6	<6	<6
<b>Capecare</b>	Western Australia	0	6	<6	n/p
<b>Dr Mary Surveyor Centre</b>	Western Australia	0	20	10	30
<b>Geraldton Shore Care Community</b>	Western Australia	0	13	8	21
<b>Jeremiah Donovan House</b>	Western Australia	0	<6	0	<6
<b>Joseph Banks Aged Care Facility</b>	Western Australia	0	13	10	23

Service Name	State	Resident Deaths	Resident Cases	Staff Cases	Total Cases
<b>Juniper Annesley</b>	Western Australia	0	<6	<6	<6
<b>Juniper Chrystal Halliday</b>	Western Australia	0	<6	0	<6
<b>Juniper Elimatta</b>	Western Australia	0	9	<6	n/p
<b>Juniper Hayloft</b>	Western Australia	0	33	19	52
<b>Juniper Hillcrest</b>	Western Australia	0	6	9	15
<b>Juniper John Bryant</b>	Western Australia	0	<6	0	<6
<b>Karri and Tuart Lodge</b>	Western Australia	0	<6	0	<6
<b>Lefroy Care Centre</b>	Western Australia	0	7	<6	n/p
<b>Marine Views Cottlesloe</b>	Western Australia	0	9	<6	n/p
<b>MYVISTA Mirrabooka</b>	Western Australia	0	7	<6	n/p
<b>Regents Garden - Bateman</b>	Western Australia	0	38	10	48
<b>Regents Garden Aubin Grove</b>	Western Australia	0	<6	0	<6
<b>Regents Garden Scarborough Condocare</b>	Western Australia	0	<6	<6	6
<b>Regis Bunbury</b>	Western Australia	0	<6	0	<6
<b>Regis Embleton</b>	Western Australia	0	0	<6	<6
<b>Regis Port Coogee</b>	Western Australia	0	<6	0	<6
<b>Rosewood Care West Perth</b>	Western Australia	<6	78	37	115
<b>St Vincent's Aged Care</b>	Western Australia	0	7	<6	n/p
<b>SwanCare Ningana</b>	Western Australia	0	<6	<6	7
<b>Villa Pelletier Hostel</b>	Western Australia	0	<6	0	<6
<b>Vivian Bullwinkel Lodge</b>	Western Australia	0	<6	0	<6