



Australian Government

Department of Health and Aged Care

COVID-19 Vaccine Rollout

Data as at: 10 Apr 2024

Total COVID-19 vaccine doses



65+ years
4.6m
 individuals aged 65 years and over have received a vaccination



18-64 years
15.2m
 individuals aged 18 to 64 years have received a vaccination



5-17 years
2.4m
 individuals aged 5 to 17 years have received a vaccination



70.7m
 total vaccine doses administered
+69.2k weekly increase

NSW
21.9m
 +18.5k weekly increase

VIC
18.4m
 +17.2k weekly increase

QLD
13.3m
 +15.5k weekly increase

WA
7.6m
 +5.5k weekly increase

TAS
1.7m
 +2.2k weekly increase

SA
5.0m
 +6.4k weekly increase

ACT
2.3m
 +3.8k weekly increase

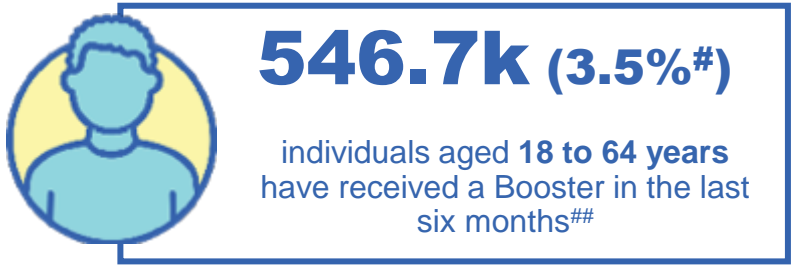


NT
653.1k
 +221 weekly increase

Key: m = million k = thousand
 Source: Australian Immunisation Register

State breakdown is based on the state in which a vaccine was physically administered and may differ from a person's residential address.

COVID-19 Boosters since 1 January 2023

Data as at: 10 Apr 2024



Number of Boosters administered since 1 January 2023 by provider state###

Provider state	Boosters (18+ years)	Weekly increase
National	5.9m	+66.2k
ACT	177.8k	+1.9k
NSW	1.8m	+18.2k
NT	27.1k	+213
QLD	1.1m	+15.3k
SA	459.4k	+6.3k
TAS	191.3k	+2.1k
VIC	1.5m	+16.8k
WA	576.3k	+5.4k

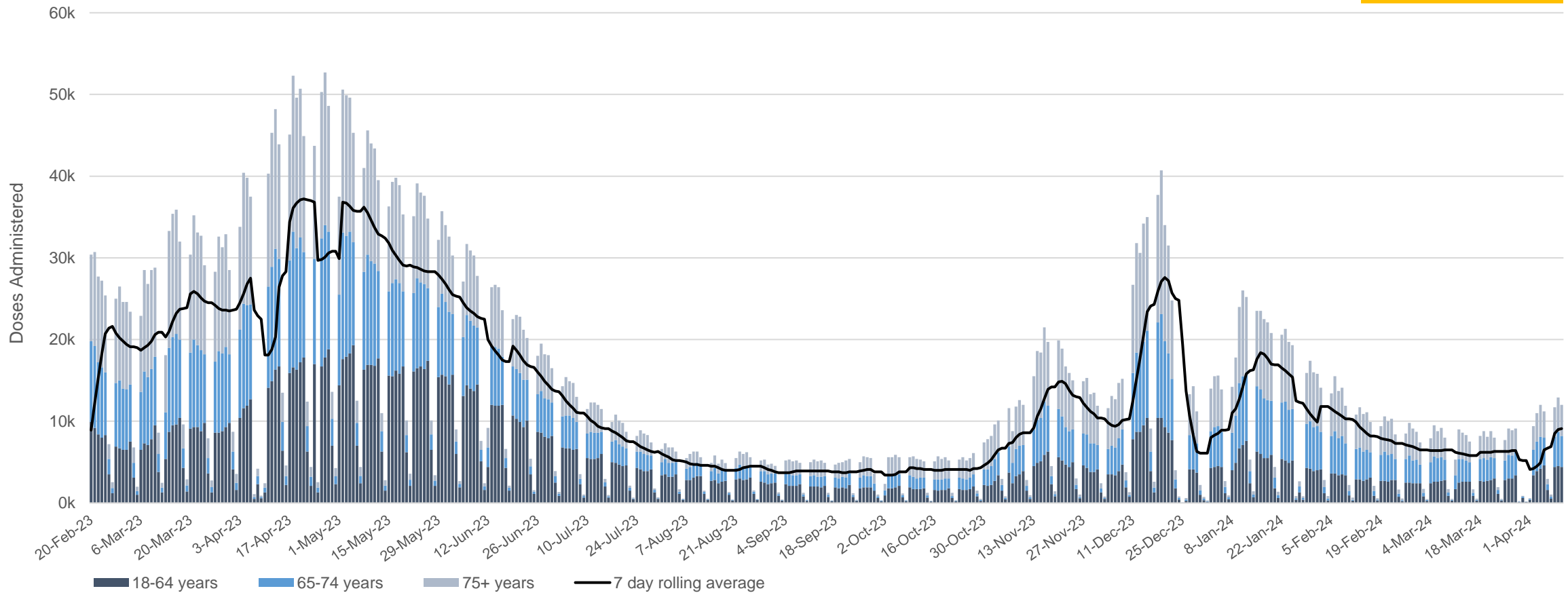
#Coverage uses the Australian Bureau of Statistics June 2021 Estimated Resident Population (ERP) as denominator.
##The number of people with a dose will not match the number of doses administered. This can occur when a person receives a valid dose but then permanently leaves Australia, when a person receives multiple doses in a short time period (such as a specific health recommendation or a vaccine administration error), or in the case of data input errors into the Australian Immunisation Register.
###State breakdown is based on the state in which a vaccine was physically administered and may differ from a person's residential address.

Key: m = million k = thousand
Source: Australian Immunisation Register

COVID-19 Boosters since 1 January 2023

Data as at: 10 Apr 2024

Number of Boosters* administered by day# and age group##



*The Booster program commenced on 20 February 2023. Some doses may have been administered before the official commencement date.

#Date is based on the date a dose was physically administered rather than the date the information was recorded/known.

##The number of doses by age group is based on an individual's current age and may be different from the age at vaccination.

The number of people with a dose will not match the number of doses administered. This can occur when a person receives a valid dose but then permanently leaves Australia, when a person receives multiple doses in a short time period (such as a specific health recommendation or a vaccine administration error), or in the case of data input errors into the Australian Immunisation Register.

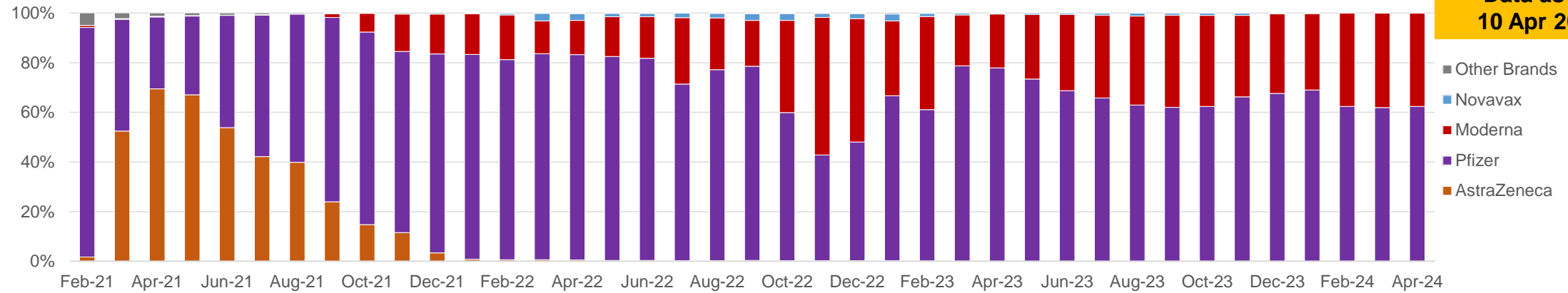
Key: m = million k = thousand

Source: Australian Immunisation Register

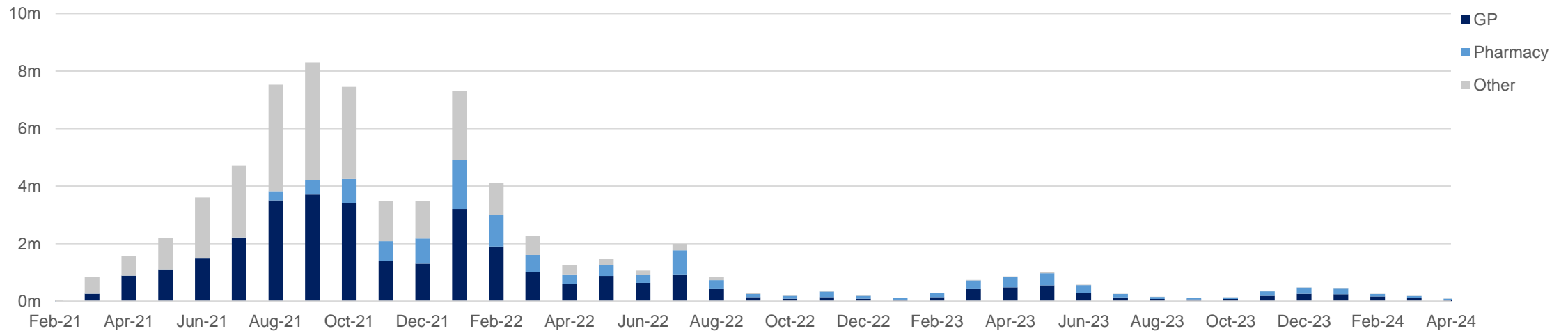
COVID-19 vaccines administered over time

Data as at: 10 Apr 2024

Percentage of doses administered by month and vaccine brand



Number of doses administered by month since start of rollout



A small number of doses are not included in the above graph as they were administered internationally to Australians prior to 20 February 2021. Other consists of Aged Care and Disability, Jurisdictions, and Other Primary Care channels.

Key: m = million k = thousand

Source: Australian Immunisation Register

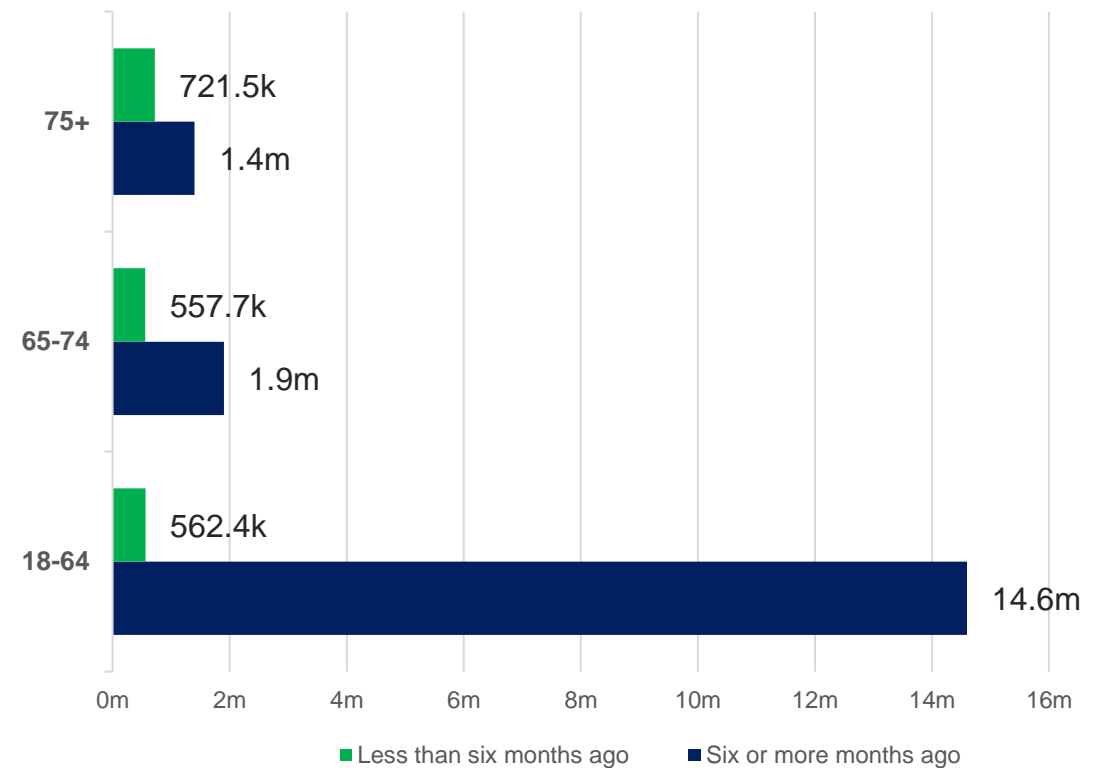
Data as at: 10 Apr 2024

Vaccinations by age and location

Time since individuals last vaccination by residential state (18+ years)

Residential state*	Recently vaccinated (last six months)	Not recently vaccinated (over six months)	Unvaccinated#
National	1.8m	17.9m	267.3k
ACT	48.9k	298.3k	8.0k
NSW	575.5k	5.6m	122.8k
NT	8.9k	157.2k	21.0k
QLD	358.3k	3.5m	185.2k
SA	146.0k	1.2m	72.8k
TAS	58.5k	374.0k	20.6k
VIC	453.3k	4.7m	26.2k
WA	183.1k	1.9m	31.9k
Unknown/Other	9.1k	215.9k	N/A

Time since individuals last vaccination by age (18+ years)



*Residential state is based on a person's usual state of residence. In some cases, a residential address may be in Other Territories or unable to be linked to a state and result in unknown values.
 #Unvaccinated population is based on the total Estimated Resident Population minus individuals who have a dose recorded in the Australian Immunisation Register.

Key: m = million k = thousand

Source: Australian Immunisation Register

Aboriginal and Torres Strait Islander peoples

Data as at: 10 Apr 2024

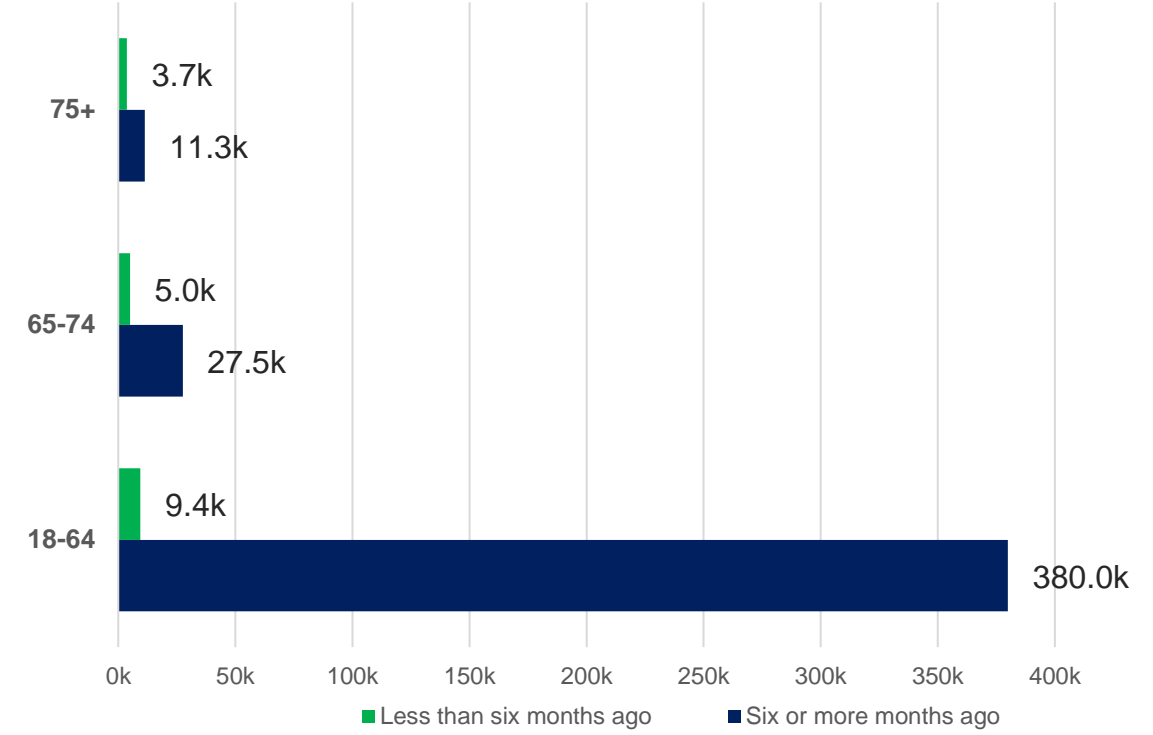


55.8k (11.0%#)
 First Nations individuals aged 18 years and over have received a Booster since 1 January 2023

Time since First Nations individuals last vaccination by state (18+ years)

Residential state*	Recently vaccinated (last six months)	Not recently vaccinated (over six months)	Unvaccinated##
National	18.1k	418.8k	71.5k
ACT	<500	4.3k	<500
NSW	6.1k	128.0k	18.0k
NT	1.4k	38.1k	4.2k
QLD	4.2k	111.7k	23.8k
SA	963	18.9k	4.3k
TAS	946	12.6k	1.6k
VIC	2.0k	34.7k	3.6k
WA	1.7k	50.6k	7.0k
Unknown/Other	538	20.0k	8.6k

Time since First Nations individuals last vaccination by age (18+ years)



#Coverage uses the total First Nations population in the Australian Immunisation Register (AIR) as denominator.

*Residential state is based on a person's usual state of residence. In some cases, a residential address may be in Other Territories or be unable to be linked to a state and result in unknown values.

Identification as Aboriginal and/or Torres Strait Islander in the Australian Immunisation Register is optional, and the estimated population may be under reported.

##Unvaccinated population is based on the total First Nations population in the AIR minus First Nations individuals who have a dose recorded in the AIR.

Key: m = million k = thousand

Source: Australian Immunisation Register

Residential aged care vaccination rollout

Data as at:
10 Apr 2024



134.1k (72.7%)

aged care residents have received a booster dose since 1 Jan 2023*#



77.7k (42.2%)

aged care residents have received a booster dose in the last 6 months*#



1.9k

aged care residents received a vaccine dose in the last week#

Aged Care COVID-19 Vaccinations

Jurisdiction	Received booster in last 6 months	
	Residents vaccinated	% of residents vaccinated
National	77.7k	42.2%
ACT	1.2k	51.7%
NSW	25k	42.2%
NT	<200	27.4%
QLD	15.2k	40.5%
SA	7.4k	46.5%
TAS	2.4k	54.8%
VIC	20.8k	43.7%
WA	5.6k	32.9%

* In September 2023, eligibility for a COVID-19 booster for aged care residents expanded to include residents who may have had a COVID-19 infection in the last six months. As a result of this change, there may be a reduction in the reported % of residents with a COVID-19 booster, as eligibility for the COVID-19 booster will no longer exclude residents that have had a recent COVID-19 infection.

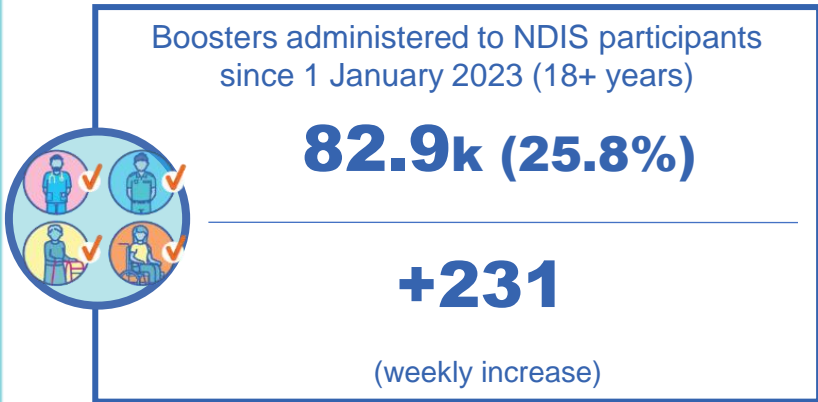
Note, residential aged care populations are fluid and hence an estimate only. There is an administrative lag with the aged care recipient data which is linked to Australian Immunisation Register data. Counts may fluctuate due to enhancements to data over time.

Key: m = million k = thousand

Source: Matched Australian Immunisation Register data of residents in permanent residential aged care homes

Data as at:
31 Mar 2024

National Disability Insurance Scheme (NDIS) reported vaccinations



Time since NDIS participants last vaccination by state (18+ years)

State	Recently vaccinated (last six months)	Not recently vaccinated (over six months)	Unvaccinated [#]
National	28.8k	266.1k	26.4k
ACT	897	4.5k	297
NSW	8.8k	81.2k	7.3k
NT	212	2.5k	240
QLD	5.3k	53.1k	7.5k
SA	2.3k	22.0k	2.8k
TAS	918	6.3k	641
VIC	7.8k	71.0k	5.5k
WA	2.5k	25.5k	2.2k

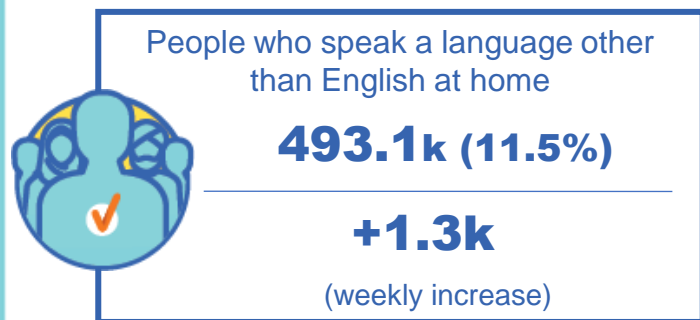
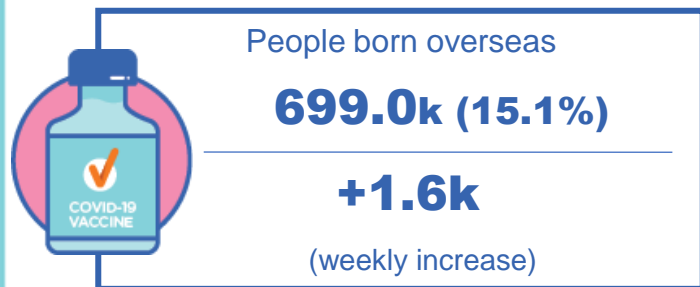
Includes all participants regardless of residence type.
[#]Unvaccinated population is based on the total NDIS population linked in PLIDA minus those who have a dose recorded in the Australian Immunisation Register.
 Small negative changes may appear when compared with the previous report due to perturbation, data maturity and changes in population sizes.

Key: m = million k = thousand
 Source: Australian Immunisation Register linked to the Person Level Integrated Data Asset (PLIDA)

Data as at:
31 Mar 2024

Individuals with Culturally and Linguistically Diverse* (CALD) backgrounds

Boosters administered since
1 January 2023 (18+ years)



Time since CALD individuals last vaccination by state (18+ years)

State	Born overseas			Speaks a language other than English at home		
	Recently vaccinated (last six months)	Not recently vaccinated (over six months)	Unvaccinated [#]	Recently vaccinated (last six months)	Not recently vaccinated (over six months)	Unvaccinated [#]
National	251.6k	4.2m	230.2k	158.5k	3.9m	228.3k
ACT	8.0k	82.6k	3.4k	5.2k	75.1k	3.3k
NSW	92.7k	1.5m	80.5k	62.9k	1.5m	89.8k
NT	1.2k	29.9k	1.3k	809	26.4k	1.4k
QLD	35.3k	541.0k	45.3k	19.4k	435.3k	33.9k
SA	14.7k	221.4k	16.5k	8.7k	207.3k	17.5k
TAS	4.0k	39.1k	2.5k	1.7k	30.7k	1.8k
VIC	70.2k	1.3m	59.3k	47.1k	1.3m	64.3k
WA	25.3k	410.9k	20.8k	12.5k	329.2k	15.7k

*Individuals with culturally and linguistically diverse (CALD) backgrounds are as reported in the 2021 Census and do not include Aboriginal and Torres Strait Islander peoples. The Born Overseas cohort excludes those born in the United Kingdom, Ireland and New Zealand. The data excludes those who have since departed Australia and deceased persons since the 2021 Census. There is an overlap across CALD cohorts where individuals may have reported they had more than one CALD characteristic in the 2021 Census.

[#]Unvaccinated population is based on the total cohort from the 2021 Census linked in PLIDA minus those who have a dose recorded in the Australian Immunisation Register.

Counts may fluctuate due to enhancements to data over time.

Small negative changes may appear when compared with the previous report due to perturbation, data maturity and changes in population sizes.

Key: m = million k = thousand

Source: Australian Immunisation Register linked to the Person Level Integrated Data Asset (PLIDA)

Explanatory notes

Please note that a person's COVID-19 infection history cannot be linked to their vaccination records at this time. This means we cannot estimate population eligibility or provide information on population coverage. For this reason, the number of boosters and the number of people based on their time since last vaccination have been provided.

The Australian Immunisation Register (AIR): the Australian Immunisation Register is a national register that records all vaccines given to people in Australia.

Doses administered: the total number of COVID-19 vaccination records in the Australian Immunisation Register. This includes all records, including vaccine administration errors, doses that were administered to people who are no longer active in Australia (relocated or passed away), and doses administered to people overseas who have since interacted with the Australian health system. The number of doses administered is different to the number of people with a dose. The number of doses administered is normally shown by the provider state, while the number of people with a dose is normally shown by a person's residential state.

Time Since Last Vaccination: the time that has elapsed since a person's last recorded COVID-19 vaccine, based on the administration date in the Australian Immunisation Register.

Boosters: any third or higher dose administered in sequence since 1 January 2023 to individuals aged 18 and over.

Age: unless otherwise specified, age is calculated based on the age of a person at the time of reporting. It is possible for a person to move across cohorts over time however they are counted in only one cohort at the time of reporting.

Aboriginal and Torres Strait Islander peoples: the Aboriginal and Torres Strait Islander population refers to the number of individuals that identify as Aboriginal and Torres Strait Islander in the Australian Immunisation Register. Identifying as Aboriginal and/or Torres Strait Islander is optional, and the estimated population may be under reported. Numbers include all Aboriginal and Torres Strait Islander peoples who have received a vaccination and are not limited to those administered in an ACCHS setting.

Other Priority Populations: some cohorts of interest are unable to be identified in the Australian Immunisation Register alone. For information on these priority populations, please refer to the caveats with the data, as these use different data assets and may have different methodologies that are not directly comparable to the general population.

International doses: vaccination doses that are recognised by the Therapeutic Goods Administration (TGA) and were physically administered outside of Australia to people included in the Australian Immunisation Register. Please note that many of these doses are assigned to a default provider with a location in the Australian Capital Territory.

Weekly increases: are the difference between the reported total from last week and the total this week. This captures all new records uploaded into the Australian Immunisation Register, even if the doses were not physically administered during this time period (i.e., if a provider enters a record late).

Rounding: please note that numbers may not add up to their total due to rounding of figures.

Update information: vaccine data is sourced from the Australian Immunisation Register as at 11:59pm 10 April 2024 unless otherwise noted.