



# COVID-19 outbreaks in Australian residential aged care homes

## National snapshot

As at 8:00 am 25 April 2024, there are 1,673 active COVID-19 cases reported in 222 active outbreaks in residential aged care homes (RACHs) across Australia. There has been an increase of 11 outbreaks, 34 new resident deaths and 1,477 combined new resident and staff cases reported since 18 April 2024.

**Table 1: Aged Care COVID-19 data as at 8.00am 25 April 2024<sup>1</sup>**

Category	Active <sup>2</sup>	Change in active (7 days)	Cumulative Total	Cumulative increase (7 days)
<b>Outbreaks<sup>3</sup></b>	222	11	20,187	109
<b>RACHs affected</b>	222	11	2,869	1
<b>Resident cases<sup>4</sup></b>	1,205	57	192,568	1064
<b>Resident deaths</b>	N/A	N/A	6,443	34
<b>Staff cases</b>	468	31	107,500	413

Residential aged care homes with active outbreaks are included in [Appendix 1](#).

**Table 2: Overview of active outbreaks in Australia**

	ACT	NSW	NT	QLD	SA	TAS	VIC	WA	Total
<b>Total RACHs with outbreaks</b>	6	58	1	28	26	6	70	27	<b>222</b>
<b>Total number of active resident cases</b>	26	363	3	116	116	65	345	171	<b>1,205</b>
<b>Total number of active staff cases</b>	9	125	3	49	39	23	154	66	<b>468</b>
<b>Total outbreaks opened in previous 7 days</b>	5	25	0	15	11	1	36	16	<b>109</b>
<b>Total outbreaks closed in previous 7 days</b>	0	27	0	18	9	4	26	10	<b>94</b>

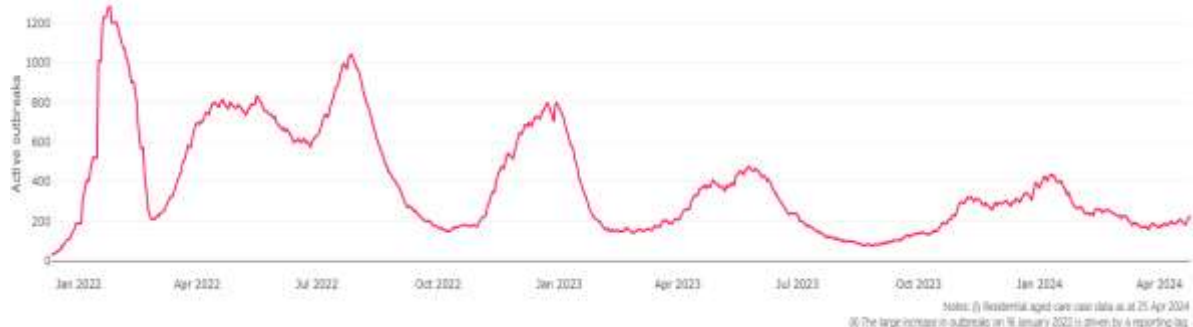
<sup>1</sup> Outbreak opening and closure includes changes in the status of exposure sites to outbreaks (and vice versa), which are applied retrospectively to facility records. New case information can also change the status of a recovered site back to an active outbreak site. As a result, changes in active outbreak status may not align with day on day variations to active totals. These adjustments will also affect the number of cases in staff and residents reported each week.

<sup>2</sup> Active residents and staff cases are the total currently positive cases in active outbreaks

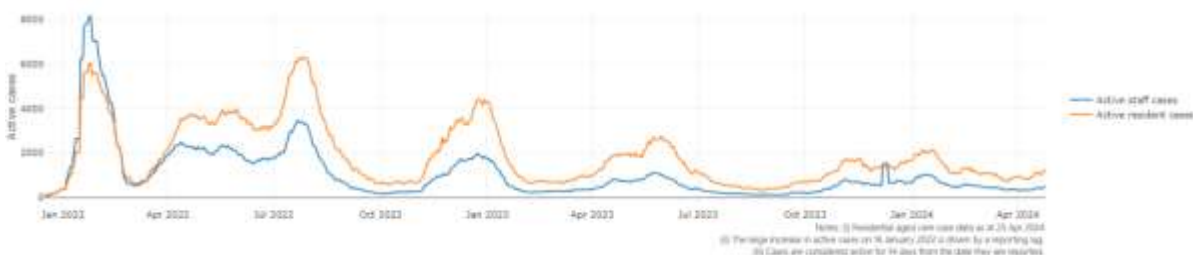
<sup>3</sup> An outbreak is considered to be active pending advice from the relevant Public Health Unit. An outbreak is defined as at least 1 (one) positive case in a resident or 2+ cases in staff.

<sup>4</sup> Case numbers and numbers of deaths are dependent upon reporting from RACHs and validation of deaths from state and territory governments. This is subject to change as further information is provided.

**Figure 1: National outbreak trends in aged care**



**Figure 2: Trends in aged care cases – December 2021 to present**



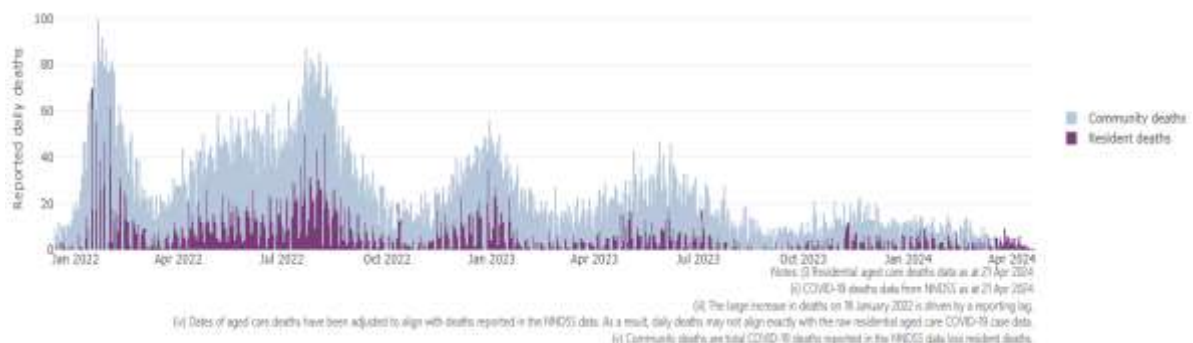
## Mortality

For the period of 1 January 2024 to 20 April 2024, COVID-19 is recorded as the cause of death in 1.6% of all deaths in permanent residents in aged care homes.

Since the beginning of the Omicron outbreak in mid-December<sup>5</sup> 2021, there have been 140,025 deaths in residential aged care from all causes (report period from 15 December 2021 to 20 April 2024)<sup>6</sup>. COVID-19 deaths account for 3.9% of this figure.

Over the course of the pandemic, all-cause excess mortality in residential aged care was below expected numbers in 2020, and within expected range in 2021. In the first half of 2022, all-cause excess mortality in residential aged care was above the expected range. Excess mortality for the second half of the 2022 is yet to be finalised.

**Figure 3: COVID-19 deaths in RACHs overlaid with community deaths**



<sup>5</sup> The Omicron outbreak start date has been redefined from late November 2021 to mid December 2021. Changes have been made to align reporting with the start date of Omicron published in the department's external facing Epidemiology report.

<sup>6</sup> The department is now accessing aged care deaths data from the SIEBEL dataset. Figures are live and subject to change. Source: Department of Health and Aged Care unpublished data / SIEBEL dataset.

## Workforce in active residential aged care outbreaks

As at 26 April 2024, surge workforce providers report a total of 191,091 shifts in aged care services impacted by COVID-19. These shifts include roles for GPs, nurses, care workers, allied health workers, executive and ancillary staff. In the past 7 days (to 26 April 2024) surge workforce providers have assisted 16 residential aged care homes and filled 442 shifts in aged care services.

**Table 3: Workforce resources supplied to RACHs**

Workforce provider	Total shifts	Previous 7 days
Aspen Medical	29,121	169
HealthX	33,163	237
Randstad	63	36
Recruitment, Consulting and Staffing Association	103,905	N/A
Healthcare Australia (Workforce Surge)	15,777	N/A
Healthcare Australia (NACER)	2,295	N/A
Mable	2,711	N/A
Torrens	4,056	N/A

*\*Note: Workforce providers currently with ceased contracts are displayed as N/A.*

The Australian Defence Force provided support to a total of 542 residential aged care homes between February and September 2022. The ADF deployment ceased on 30 September 2022.

## Oral antiviral treatments

Distribution of the oral anti-viral Lagevrio (Molnupiravir) commenced on 6 February 2022 to all RACHs with outbreak sites prioritised for delivery. The National Medical Stockpile has deployed 48,269 treatment courses of Lagevrio (Molnupiravir) to RACHs.

107,382 prescriptions for Lagevrio (Molnupiravir) have been issued to residents in RACHs, with a further 10,833 prescriptions for Paxlovid (nirmatrelvir + ritonavir) also issued since 28 February 2022 and up to 31 March 2024.

*\*Note: Oral antiviral data is only being updated monthly.*

## Vaccination in RACHs

On 29 February 2024, recommendations for 2024 COVID-19 vaccinations were released. Recommended doses for the program in 2024 are based on an individual's age and level of severe immunocompromise.

In 2024, those aged 75 years and over are recommended to get a COVID-19 vaccine dose every 6 months. Those aged over 65 years of age, and adults with severe immunocompromise are recommended to receive a COVID-19 vaccine dose every 12 months and are eligible to receive a COVID-19 vaccine dose every 6 months based on individual risk-benefit assessments. All other adults can receive a single dose this year.

Recommendations can be found on the Department of Health and Aged Care (department) website at: <https://www.health.gov.au/our-work/covid-19-vaccines/getting-your-vaccination/booster-doses>. People are encouraged to seek vaccination advice from their healthcare providers, specific to their circumstances.

People living in residential aged care are a high priority for the Government's COVID-19 vaccination program.

Older age remains the biggest risk factor for severe COVID-19 disease. Vaccination offers added protection to help reduce the risk of severe illness or hospitalisation of aged care residents.

The department is working with both the aged care and primary care sectors to ensure residents have access to the COVID-19 vaccine. The department continues to target support for RACHs to arrange COVID-19 vaccinations with local primary care providers such as GPs, community pharmacists and Aboriginal Community Controlled Health Services.

High level data about Australia's COVID-19 Vaccine Rollout is available on the department's website at: [COVID-19 vaccination rollout update | Australian Government Department of Health and Aged Care](#).

As at 10 April 2024:

- 72.7% of aged care residents have received a booster dose since 1 January 2023.
- 77.7k (42.2%) aged care residents received a booster dose in the last 6 months.
- 1,922 aged care residents received a vaccine dose in the last week.

**Table 4: Aged care COVID-19 Booster Doses (data as at 10 April 2024)**

Jurisdiction	Received booster in last 6 months	
	Residents vaccinated	% of residents vaccinated
<b>National</b>	<b>77.7k</b>	<b>42.2%</b>
ACT	1.2k	51.7%
NSW	25k	42.2%
NT	<200	27.4%
QLD	15.2k	40.5%
SA	7.4k	46.5%
TAS	2.4k	54.8%
VIC	20.8k	43.7%
WA	5.6k	32.9%

Source: Matched Australian Immunisation Register (AIR) data of residents in permanent residential aged care. For reporting accuracy, the total aged care resident population only includes residents who have been linked with their vaccination records. As residential aged care populations are fluid, the total population for vaccination are an estimate only and there is an administrative lag with the aged care recipient data which is linked to AIR data. Counts may fluctuate due to enhancements to data over time. Key: k= thousand

*\*Note: The department is reviewing COVID-19 vaccination data and reporting for 2024. Updated data on COVID-19 vaccinations in residential aged care will be provided in the coming weeks.*

## Infection control and audit

The Aged Care Quality and Safety Commission (Commission) conducts site audits and assessment contacts (site and non-site) to monitor and assess residential aged care services against the Aged Care Quality Standards (see Table 5 below). This may include conducting infection control monitoring (ICM) spot checks.

An ICM spot check involves an on-site visit to residential aged care services, without an outbreak, to observe infection control practices, to ensure that staff, management, and visitors are adhering to safe personal protective equipment protocols and to safe infection control arrangements, as required under the Quality Standards.

As at 24 April 2024, the Commission had conducted 6,038 ICM spot checks to observe infection control practices and PPE protocols in RACHs.

**Table 5: Total quality assessment and monitoring activities with residential services (including IPC), by type and month 1 March 2020 to 24 April 2024**

Regulatory Activities	2019-20 (1 Mar - 30 Jun 2020)	2020-21	2021-22	2022-23	2023-24 (to 24 Apr)	Total
Site visits	318	3,452	1,732	3,814	2,418	11,734
Non-site activities	3,709	8,381	6,665	1,413	447	20,615
Total activities	4,027	11,833	8,397	5,227	2,865	32,349

## Appendix 1: National residential aged care homes (RACHs) with active outbreaks COVID-19

Please note, information reported in this table has been directly reported to the department by RACHs.

Total cases refers to all staff and resident cases associated with the active outbreak and may not reflect the count of currently active cases.

Where numbers have been incorrectly reported, RACHs are able to correct these in the COVID-19 Support Portal through My Aged Care.

Where a RACH is reporting less than six resident or staff cases or less than six deaths, data has been suppressed to protect the privacy of affected individuals (note that “n/p” indicates data is not provided to protect privacy).

Data below for individual services is as at 25 April 2024.

Service Name	State	Resident Deaths	Resident Cases	Staff Cases	Total Cases
<b>BaptistCare Griffith</b>	Australian Capital Territory	0	<6	<6	6
<b>Calvary Haydon Retirement Community</b>	Australian Capital Territory	0	<6	<6	6
<b>Fred Ward Gardens</b>	Australian Capital Territory	0	23	<6	n/p
<b>Jindalee Aged Care Residence</b>	Australian Capital Territory	0	<6	0	<6
<b>Mountain View Aged Care Plus Centre</b>	Australian Capital Territory	0	<6	0	<6
<b>Uniting Amala Gordon ACT</b>	Australian Capital Territory	0	<6	<6	<6
<b>Advantaged Care at Georges Manor</b>	New South Wales	<6	15	<6	n/p
<b>Agris Hutrof House</b>	New South Wales	<6	19	10	29
<b>Anglicare Brian King Gardens</b>	New South Wales	0	21	<6	n/p
<b>Anglicare Marcus Loane House</b>	New South Wales	0	<6	0	<6
<b>Anglicare Mary Andrews Village</b>	New South Wales	0	<6	<6	<6
<b>Anglicare Newmarch House</b>	New South Wales	0	9	0	9
<b>Anglicare Porter Lodge</b>	New South Wales	0	6	<6	n/p
<b>Arcare Belmont</b>	New South Wales	0	15	0	15
<b>Arcare Oatlands</b>	New South Wales	0	<6	0	<6
<b>Arthur Blackburn VC Gardens</b>	New South Wales	0	<6	0	<6
<b>Ashburn House Aged Care Facility</b>	New South Wales	0	18	<6	n/p
<b>BaptistCare Bethshan Gardens Centre</b>	New South Wales	0	<6	0	<6
<b>BaptistCare Niola Centre</b>	New South Wales	0	<6	0	<6

Service Name	State	Resident Deaths	Resident Cases	Staff Cases	Total Cases
<b>BaptistCare Warabrook Centre</b>	New South Wales	0	<6	0	<6
<b>Beresford Hall</b>	New South Wales	<6	20	<6	n/p
<b>Braidwood Multi-Purpose Service</b>	New South Wales	0	<6	<6	<6
<b>Bupa Pottsville Beach</b>	New South Wales	<6	13	9	22
<b>Calvary Albury &amp; District</b>	New South Wales	0	<6	0	<6
<b>Calvary St Paul's Retirement Community</b>	New South Wales	0	14	<6	n/p
<b>Cameron Park Care Community</b>	New South Wales	0	33	26	59
<b>Chamberlain Gardens Aged Care</b>	New South Wales	0	<6	6	n/p
<b>Cooinda Hostel</b>	New South Wales	0	<6	<6	<6
<b>Dellacourt</b>	New South Wales	0	<6	<6	<6
<b>Estia Health Camden</b>	New South Wales	0	37	7	44
<b>Estia Health Epping - The Poplars</b>	New South Wales	0	<6	0	<6
<b>Estia Health Manly Vale</b>	New South Wales	0	<6	<6	<6
<b>Estia Health Ryde</b>	New South Wales	<6	25	8	33
<b>Estia Health Tea Gardens</b>	New South Wales	0	<6	8	n/p
<b>Florence Price Gardens</b>	New South Wales	0	8	<6	n/p
<b>Grasmere Terrace</b>	New South Wales	0	<6	0	<6
<b>HammondCare - Horsley</b>	New South Wales	0	17	6	23
<b>Hunters Hill Montefiore Home</b>	New South Wales	0	16	6	22
<b>IRT Macarthur</b>	New South Wales	0	14	<6	n/p
<b>Kintyre Lodge - Dubbo</b>	New South Wales	0	11	<6	n/p
<b>Macquarie Lodge Aged Care Plus Centre</b>	New South Wales	0	<6	<6	<6
<b>Mary Potter Nursing Home</b>	New South Wales	<6	19	22	41
<b>Moran Engadine</b>	New South Wales	0	<6	<6	<6
<b>Moran Kellyville</b>	New South Wales	0	<6	0	<6
<b>Murravale Aged Care Facility</b>	New South Wales	0	8	7	15
<b>Murrayvale Aged Care</b>	New South Wales	0	<6	<6	7



Service Name	State	Resident Deaths	Resident Cases	Staff Cases	Total Cases
<b>Pathways Cronulla Pines</b>	New South Wales	0	13	<6	n/p
<b>Pathways Sailors Bay</b>	New South Wales	0	<6	0	<6
<b>Raffles Assisted Aged Care</b>	New South Wales	0	10	6	16
<b>RFBI Armidale Masonic Village</b>	New South Wales	0	21	8	29
<b>Scalabrini Village Griffith</b>	New South Wales	0	<6	<6	<6
<b>Springwood Greens Care Community</b>	New South Wales	0	<6	<6	<6
<b>St Vincent's Care Services Haberfield</b>	New South Wales	0	27	9	36
<b>The Whiddon Group - Glenfield</b>	New South Wales	0	11	0	11
<b>Toongabbie Terrace Care Community</b>	New South Wales	0	9	<6	n/p
<b>Uniting Alblas Lodge Tamworth</b>	New South Wales	0	<6	0	<6
<b>Uniting Autumn Lodge Butler Street</b>	New South Wales	0	<6	0	<6
<b>Uniting Farmborough Unanderra</b>	New South Wales	0	6	8	14
<b>Uniting Gerringong</b>	New South Wales	0	8	<6	n/p
<b>Uniting Griffith</b>	New South Wales	0	26	11	37
<b>Uniting Wesley Gardens Belrose</b>	New South Wales	0	6	0	6
<b>Wahroonga Place Care Community</b>	New South Wales	0	13	<6	n/p
<b>Warrigal Mount Terry</b>	New South Wales	0	19	<6	n/p
<b>Woollahra Montefiore Home</b>	New South Wales	0	6	<6	n/p
<b>Terrace Gardens</b>	Northern Territory	<6	18	<6	n/p
<b>Akooramak Care of Older Persons</b>	Queensland	0	29	9	38
<b>Alger Lodge</b>	Queensland	0	33	0	33
<b>Arcare Parkinson</b>	Queensland	0	13	6	19
<b>Arcare Springwood</b>	Queensland	0	<6	0	<6
<b>Arcare Thornlands</b>	Queensland	0	8	<6	n/p
<b>Beaumont Care Roslyn Lodge</b>	Queensland	0	<6	<6	8
<b>Biggenden Hospital Multipurpose Health Service</b>	Queensland	0	0	<6	<6
<b>Blue Care Carina Aged Care Facility</b>	Queensland	0	<6	0	<6

Service Name	State	Resident Deaths	Resident Cases	Staff Cases	Total Cases
<b>Bolton Clarke Cazna Gardens</b>	Queensland	0	<6	0	<6
<b>Bupa Runaway Bay</b>	Queensland	0	15	<6	n/p
<b>Calvary Robina Rise</b>	Queensland	0	7	7	14
<b>Carinity Brownesholme Manor</b>	Queensland	0	19	8	27
<b>Carramar Aged Care</b>	Queensland	<6	19	12	31
<b>De Paul Villa Aged Care</b>	Queensland	0	<6	<6	6
<b>Estia Health Mudgeeraba</b>	Queensland	0	<6	0	<6
<b>Lutheran Services - Zion</b>	Queensland	0	<6	0	<6
<b>Maranatha Aged Care</b>	Queensland	0	7	<6	n/p
<b>MiCare Prins Willem Alexander Lodge</b>	Queensland	0	<6	0	<6
<b>Palm Lake Care Toowoomba</b>	Queensland	0	14	6	20
<b>Paradise Lakes Care Centre</b>	Queensland	0	<6	<6	<6
<b>Regis Lutwyche</b>	Queensland	0	<6	0	<6
<b>Regis Redlynch</b>	Queensland	0	<6	0	<6
<b>Rockpool Pelican Waters</b>	Queensland	0	17	<6	n/p
<b>Southern Cross Care Holland Park - Duhig Village</b>	Queensland	0	<6	<6	6
<b>St Vincent's Care Services Arundel</b>	Queensland	0	<6	<6	6
<b>The Good Shepherd Nursing Home</b>	Queensland	0	9	<6	n/p
<b>Wheller Gardens - John Wesley Gardens</b>	Queensland	0	<6	<6	6
<b>Yaralla Place</b>	Queensland	0	<6	0	<6
<b>AnglicareSA Elizabeth - Dutton Court</b>	South Australia	0	<6	0	<6
<b>AnglicareSA Elizabeth East</b>	South Australia	0	6	<6	n/p
<b>AnglicareSA Westbourne Park</b>	South Australia	0	8	<6	n/p
<b>Calvary Flora McDonald Retirement Community</b>	South Australia	0	<6	<6	<6
<b>Disability SA Northgate</b>	South Australia	0	<6	<6	7
<b>Eastern Eyre - Cleve MPS</b>	South Australia	0	<6	0	<6
<b>Edenfield Family Care</b>	South Australia	0	8	<6	n/p

Service Name	State	Resident Deaths	Resident Cases	Staff Cases	Total Cases
<b>Eldercare - South Park Minlaton</b>	South Australia	0	8	<6	n/p
<b>Eldercare Allambi</b>	South Australia	0	<6	<6	<6
<b>Glen Osmond Grove Care Community</b>	South Australia	0	<6	<6	<6
<b>HammondCare Daw Park</b>	South Australia	0	6	0	6
<b>Lower North - Snowtown MPS</b>	South Australia	0	9	6	15
<b>Mount Carmel Residential Care</b>	South Australia	0	6	<6	n/p
<b>Oaklands Park Lodge Residential Care</b>	South Australia	0	<6	0	<6
<b>Pennwood Village</b>	South Australia	0	15	7	22
<b>Regis Marleston</b>	South Australia	0	0	<6	<6
<b>Resthaven Aberfoyle Park</b>	South Australia	0	15	<6	n/p
<b>Resthaven Leabrook</b>	South Australia	0	<6	0	<6
<b>Resthaven Marion</b>	South Australia	0	13	6	19
<b>Resthaven Mitcham</b>	South Australia	0	<6	<6	<6
<b>Resthaven Westbourne Park</b>	South Australia	0	13	<6	n/p
<b>Romani</b>	South Australia	0	9	<6	n/p
<b>St Basil's at Croydon Park</b>	South Australia	0	23	<6	n/p
<b>The Philip Kennedy Centre Residential Care</b>	South Australia	<6	16	6	22
<b>Warrina Crescent Residential Aged Care</b>	South Australia	0	7	<6	n/p
<b>Wirraminna Care Residential Aged Care</b>	South Australia	0	<6	<6	<6
<b>Derwent Views</b>	Tasmania	0	9	0	9
<b>Eliza Purton</b>	Tasmania	<6	19	10	29
<b>Fairway Rise</b>	Tasmania	<6	18	6	24
<b>Regis Tasmania - Legana</b>	Tasmania	0	7	<6	n/p
<b>Rosary Gardens</b>	Tasmania	0	41	7	48
<b>Tyler Village</b>	Tasmania	0	10	<6	n/p
<b>Abberfield Aged Care Facility</b>	Victoria	0	35	<6	n/p
<b>AdventCare Yarra Ranges</b>	Victoria	0	8	<6	n/p

Service Name	State	Resident Deaths	Resident Cases	Staff Cases	Total Cases
Arcare Sydenham	Victoria	0	<6	<6	<6
Arcare Waterview	Victoria	0	<6	<6	<6
Ashleigh House Hostel	Victoria	0	14	12	26
Aurum Plenty	Victoria	0	11	10	21
Bairnsdale Parklands Care Community	Victoria	<6	24	9	33
Baptcare Abbey Gardens Community	Victoria	<6	15	<6	n/p
Baptcare Amberlea Community	Victoria	0	10	<6	n/p
Baptcare Coasthaven Community	Victoria	0	8	<6	n/p
Baptcare Heritage Manor Community	Victoria	0	<6	<6	<6
Baw Baw Views	Victoria	0	13	7	20
Bentleys Aged Care	Victoria	0	<6	<6	9
Bentons Lodge - Residential Aged Service	Victoria	0	25	20	45
Bindaree Retirement Centre	Victoria	0	16	7	23
BlueCross Hilltop	Victoria	0	<6	<6	<6
BlueCross Sheridan Hall Brighton	Victoria	0	<6	0	<6
Boort District Health Low Care	Victoria	0	6	9	15
Bupa Bellarine Lakes	Victoria	0	16	<6	n/p
Bupa Mildura	Victoria	0	7	0	7
Calvary Balmoral Grove	Victoria	0	<6	<6	<6
Calvary Elanora	Victoria	0	6	<6	n/p
Calvary George Vowell	Victoria	0	0	<6	<6
Calvary Kelaston	Victoria	0	19	6	25
Campbell Place	Victoria	0	<6	0	<6
Carinya Lodge Hostel	Victoria	0	<6	<6	7
Charlesbrook	Victoria	0	7	<6	n/p
Churches of Christ Arcadia Aged Care Service	Victoria	0	23	0	23
Clarendon Grange Hostel	Victoria	0	<6	0	<6

Service Name	State	Resident Deaths	Resident Cases	Staff Cases	Total Cases
<b>Cobden District Health Services</b>	Victoria	0	<6	<6	7
<b>Doutta Galla Lynch's Bridge Aged Care Facility</b>	Victoria	0	<6	0	<6
<b>Embracia Moonee Valley</b>	Victoria	0	<6	0	<6
<b>Emmy Monash Aged Care</b>	Victoria	0	<6	0	<6
<b>Estia Health Altona Meadows</b>	Victoria	0	16	<6	n/p
<b>Estia Health Mount Clear</b>	Victoria	0	<6	0	<6
<b>Faversham House</b>	Victoria	0	<6	<6	6
<b>Froniditha Anesi Aged Care Services - Thornbury</b>	Victoria	0	15	8	23
<b>Glanville Village</b>	Victoria	0	8	<6	n/p
<b>James Barker House</b>	Victoria	0	<6	0	<6
<b>Lakes Entrance Care Community</b>	Victoria	0	23	8	31
<b>Latvian Aged Care Facility</b>	Victoria	0	15	<6	n/p
<b>Luson The Vue</b>	Victoria	0	20	<6	n/p
<b>Lynden Aged Care</b>	Victoria	0	<6	<6	6
<b>Margery Cole Residential Care Service</b>	Victoria	0	<6	<6	<6
<b>Melbourne Hebrew Memorial Nursing Home</b>	Victoria	0	22	<6	n/p
<b>Mercy Health Bethlehem Home For The Aged</b>	Victoria	0	13	<6	n/p
<b>Mercy Place Montrose</b>	Victoria	0	<6	0	<6
<b>Murrenda Residential Aged Care Home</b>	Victoria	0	<6	<6	<6
<b>Nazareth House Camberwell</b>	Victoria	0	<6	<6	<6
<b>Outlook Gardens Aged Care</b>	Victoria	0	8	8	16
<b>Princes Court Homes Hostel</b>	Victoria	0	<6	<6	<6
<b>Rathdowne Place</b>	Victoria	0	<6	0	<6
<b>RM Begg</b>	Victoria	<6	20	9	29
<b>Rose Lodge</b>	Victoria	0	10	7	17
<b>Seymour District Nursing Home</b>	Victoria	0	<6	<6	<6
<b>Shepparton Aged Care</b>	Victoria	0	<6	0	<6

Service Name	State	Resident Deaths	Resident Cases	Staff Cases	Total Cases
Skye Lodge	Victoria	0	11	<6	n/p
Somerville Gardens Care Community	Victoria	0	<6	0	<6
St Vincent's Care Services Kew	Victoria	0	7	<6	n/p
Sutton Park Assisted Aged Care	Victoria	0	11	<6	n/p
Templestowe Manor	Victoria	0	<6	0	<6
Uniting AgeWell Box Hill	Victoria	0	12	<6	n/p
Uniting AgeWell Hawthorn Community	Victoria	0	<6	<6	<6
Vasey RSL Care Brighton East	Victoria	0	13	<6	n/p
Victoria by the Park	Victoria	0	13	6	19
Villa Maria Catholic Homes Bundoora Aged Care Residence	Victoria	0	<6	0	<6
Villa Maria Catholic Homes Justin Villa Aged Care Residence	Victoria	0	<6	<6	<6
Village Glen Aged Care Residences - Mornington	Victoria	0	13	<6	n/p
Warrina Hostel	Victoria	0	0	<6	<6
Weary Dunlop Retirement Village	Victoria	0	12	<6	n/p
Aegis Balmoral	Western Australia	0	<6	0	<6
Aegis Parkview	Western Australia	0	26	13	39
Aegis Shawford	Western Australia	0	6	<6	n/p
Aegis Shoreline	Western Australia	0	6	<6	n/p
Aegis St Michael's	Western Australia	0	14	<6	n/p
Alice Ross-King Care Centre	Western Australia	0	<6	0	<6
Amaroo Village Buckley Caring Centre	Western Australia	0	7	<6	n/p
Bethanie Beachside	Western Australia	0	<6	<6	<6
Bethanie Peel	Western Australia	<6	6	<6	n/p
Brightwater Inglewood	Western Australia	0	17	<6	n/p
Brightwater The Oaks	Western Australia	0	<6	<6	7
Edgewater Mercy Hostel	Western Australia	0	<6	<6	7
Fairhaven	Western Australia	0	<6	9	n/p

Service Name	State	Resident Deaths	Resident Cases	Staff Cases	Total Cases
<b>Frank Prendergast House</b>	Western Australia	0	9	<6	n/p
<b>Geraldton Shore Care Community</b>	Western Australia	0	7	0	7
<b>Guildford Village</b>	Western Australia	0	<6	0	<6
<b>J E Murray Home</b>	Western Australia	0	<6	<6	6
<b>Merredin MPS</b>	Western Australia	0	<6	<6	<6
<b>Midland Nursing Home</b>	Western Australia	0	16	<6	n/p
<b>Regis Embleton</b>	Western Australia	0	<6	<6	6
<b>Regis North Fremantle</b>	Western Australia	0	8	<6	n/p
<b>Regis Woodlands</b>	Western Australia	0	<6	0	<6
<b>Residency by Dillons Narrogin</b>	Western Australia	<6	9	<6	n/p
<b>Rosewood Care West Perth</b>	Western Australia	<6	59	20	79
<b>The Queenslea</b>	Western Australia	0	15	<6	n/p
<b>Treeby Parklands Care Community</b>	Western Australia	0	34	20	54
<b>Victoria Park Hostel</b>	Western Australia	0	<6	0	<6